

Baseball WA Ltd

# ANNUAL REPORT

2013-14





# Baseball WA and Perth HEAT STAFF AND VOLUNTEERS

## BASEBALL WA OFFICE:

*Phone* (08) 6336 7950  
*Postal Address* PO Box 1489  
 CANNING VALE DC WA 6970  
*Office Address* BARBAGALLO BALLPARK  
*Ballpark* cnr Nicholson and Wilfred Road  
 THORNIE WA 6108  
*Email* admin@baseballwa.asn.au  
*Website* www.wa.baseball.com.au  
 www.perthheat.com.au

## •• BASEBALL WA

**Chief Executive Officer** Lachlan Dale  
**Player Development Manager** Steven Fish  
**Participation & Development Manager** Glen Tovey  
 (to Feb 2015)  
 Mitchell Williams  
**Inclusive Development Officer** Peter McCormack  
**Facility Manager** Rodney Drew  
**Company Secretary** Geoff Hooker  
**Company Secretary** Lachlan Dale  
**Bookkeeper** Raylene Glossop

## BWA METRO COMPETITIONS DEPARTMENT

**Senior/Under 19s Registrar, Results & Statistics** Natalie Todd  
**Fixtures & Scheduling** Mark Richardson  
**Umpires, Tribunal, Rules & Regulations** David Gripper

## LITTLE LEAGUE WA

**District Administrator & Head of Department** David Hayes  
**Registrar** Caroline Adamson  
**Little League & Junior League Baseball Club** David Hayes  
**Operations Support Manager** Caroline Adamson  
**Little League Softball** Donna Titheridge  
**Little League Competitions Manager** Lance MacKichan

## Little League & Junior League

**Programs Administrator** Sue Reid  
**Umpires Co-ordinator** Lou Bonomi

## BASEBALL WA BOARD OF DIRECTORS

**Chairman** Stephen Byrne  
**Deputy Chairman** Dean Burton  
**Directors:** Greg Maynard  
 Mark Beyer  
 Michelle Palethorpe  
 Gary Narnell  
 Shane Tonkin  
 Michael Andruskijw

## •• ALCOHOL.THINK AGAIN PERTH HEAT

### ADVISORY BOARD

**Patron** Marty Parn  
**Chairman of the Board** Geoffrey Hooker  
**Directors:** Bob Ossey  
 Tony Adamson  
 Doug Mateljan  
 (end Feb 2015)

### MANAGEMENT

**General Manager** Lachlan Dale  
**Comercial Manager** Michael Smith  
**Assistant General Manager Sales & Events** Guý Bellair  
**Assistant General Manager** Erin Littlefield

### SALES & TICKET OPERATIONS

**Club & Team Store Sales** Guy Belair  
**Box Office Manager** Nate Johnson  
**Merchandise Manager** Javier Roman  
**Group Sales** Tanner Freydhburg

### MEDIA

**Media Liaison** Bree Giaviano  
**Broadcasting Manager** Cam Wedemeyer  
**Game Day Director/Announcer** Paul Morgan

## Notice of Annual General Meeting

Notice is hereby given that the Annual General Meeting of Baseball WA Ltd will be held as follows:

Venue: Goodearth Hotel  
195 Adelaide Terrace  
Perth WA 6004  
Date: Monday 15th September 2014  
Time: 7.00pm

### Agenda

1. APOLOGIES AND ATTENDANCE
2. MINUTES OF PREVIOUS MEETING
  - Annual General Meeting of 2nd September 2013
3. ORDINARY BUSINESS
  - Chairman's Report (To be tabled)
  - Financial Statements (To be tabled)
  - To receive and consider the Financial Statements, Directors' Declaration and Reports of the Directors and Auditors in respect of the year ended 30 June 2014
4. LIFE MEMBERSHIP NOMINATION
  - 2 nominations to be voted on by stakeholders
5. INDEPENDENT REVIEW OF BASEBALL WA – David Hatt
6. AMENDMENT OF CONSTITUTION
  - Amendment to the Constitution (Refer attached)
7. ELECTION OF DIRECTORS
8. BASEBALL WA STATE OF THE GAME PRESENTATION
9. APPOINTMENT OF AUDITORS
10. GENERAL BUSINESS
  - Strategic Plan
11. CLOSE

Dated at Perth this 14th day of August 2014. BY ORDER OF THE BOARD



Lachlan Dale, Company Secretary

---

NOTES:

1. **Representatives and Alternates**  
Every Member which or who is the holder of an Ordinary Share in Baseball WA Limited must appoint one or more natural persons as its representative or representatives to exercise the powers of that Member. Where more than one representative has been so appointed, only one of them may exercise the powers of that Member at any one time.
2. **Proxies and Representatives' Appointments**  
Any instrument appointing a proxy or representative is to be treated as valid if the instrument and any power of attorney or other authority under which it is signed is or are either:
  - (a) deposited at Baseball WA's registered office (Baseball Park, Cnr Nicholson and Wilfred Roads, Thornlie, 6108) at least 48 hours before the scheduled time for the commencement of the relevant meeting; or
  - (b) presented to the chairman of the meeting as soon as practicable after the commencement of that meeting and, in any event, before the relevant vote is taken
3. **Quorum**  
A quorum for a general meeting is 20% or more of Members present in person, by representative or by proxy.
4. **Life Membersip**  
Two nominations for Life Membership has been tabled for voting by the shareholders of Baseball WA.
5. **Election of Directors**  
The following individuals have nominated and will fill the four vacant board positions and be ratified in accordance with section 201E(2)(b) of the Corporations Law as directors of the company in accordance with Rule 8 of the company's Constitution for a period of two years as from the conclusion of the meeting. Where the number of nominations is less than the number of declared vacancies, no election is required.
  1. VACANT
  2. VACANT
  3. VACANT
  4. VACANT
7. **Appointment of Auditor**  
The General Manager recommends the appointment of David Craig to continue as Auditor.
8. **General Business**
  - Strategic Plan

---

# Constitution Change

Item Number: 4 – Special Resolution  
Subject: Constitution Change  
Date: 15th September 2014  
Proponent: Baseball WA Board of Directors

## BACKGROUND:

Baseball WA is committed to continuous improvement. As such to further enhance the governance of the sport one amendment is proposed for the current constitution.

From the advice from an independent review, the Baseball WA Board of Directors at its meeting held on 11 August 2014 resolved to move the motion to amend the current constitution to ensure Baseball WA falls in line with best practice governance.

The extract of the relevant section of the current constitution is as follows:

## 8. DIRECTORS

### 8.3 Appointment

Save for the directors appointed under Rule 8.2 and any chief executive officer who is appointed as a director, directors will be appointed by ballot in accordance with sections 201E(2)(b) and (3) of the Corporations Law. The Board will determine the procedure by which any such ballot is to be conducted. A person who holds a position as:

- (a) an officer (including as a member of any board or committee of management);
- (b) a paid coach;

of any Metropolitan Club or Country Association will not be entitled to be appointed as a director, except on condition that he or she resigns from that position with that Metropolitan Club or Country Association upon appointment as a director and, until he or she so resigns, shall not be entitled to speak or vote at any meeting of the Board.

The suggested changes to the constitution have been outlined in bold.

## 8. DIRECTORS

### 8.3 Appointment

Save for the directors appointed under Rule 8.2 and any chief executive officer who is appointed as a director, directors will be appointed by ballot in accordance with sections 201E(2)(b) and (3) of the Corporations Law. The Board will determine the procedure by which any such ballot is to be conducted. A person who holds a position as:

- (a) an officer (including as a member of any board or committee of management);
- (b) a paid coach;

of any Metropolitan Club or Country Association will not be entitled to be appointed as a director, except on condition that he or she resigns from that position with that Metropolitan Club or Country Association upon appointment as a director and, until he or she so resigns, shall not be entitled to speak or vote at any meeting of the Board.

(c) a person or family member of that person who holds a paid position (full-time, part-time or honorarium) at Baseball WA, will not be entitled to be appointed as a director except under section 8.6.

---

Baseball WA Ltd  
ANNUAL GENERAL MEETING  
Department of Sport and Recreation  
245 Vincent St, Leederville  
Western Australia 6007

Monday, 2nd September 2013

BOARD MEMBERS PRESENT

Stephen Byrne (Chairman), Andrew Todd, Dean Burton, Mark Clay

STAFF MEMBERS PRESENT

Lachlan Dale, Steve Fish, Mark Richardons, Kate Dobie, Caroline Adamson, Sue Reid

INDEPENDENTS PRESENT

Gary Arnell, Greg Maynard, Trish Williamson, Guy Belliar (Perth Heat)

SHAREHOLDERS PRESENT

William Sinclair, Mike Thompson – Rockingham, Michael Lange and Rod Drew – South Perth, Kevin Carey – Swan Districts, Marina Brennan – Swan Districts Juniors, Shaun Major – UWA, Trevor Dawson and Chris Dawson – Vic Park, Mark Beyer – Wembley, David Gripper – Umpires, Natalie Todd – Scorers Association, David Hayes – Little League, Annaliese Arndt – Kalamunda Rangers, Kevin House – Morley Eagles, Lindsay Anderson – Peel, Darren Claxton and Amanda Oliphant – Perth, Mike Kennelly – Braves, Shane Logan – Gosnells

DIGNITARIES PRESENT

William Sinclair and Trish Williamson

APOLOGIES

Julian Rawlinson, Lynne Wrigglesworth, Shane Smith and Kelmscott Baseball Club

MEETING COMMENCED: 7.06pm

1.0 WELCOME ADDRESS

- 1.1 Steve Byrne opened the meeting by welcoming everyone and thanked all for attending
- 1.2 Steve made special mention of the passing of Life Member Rosina Corker, the baseball community wishes Doug and family all the very best.

---

## 2.0 MINUTES OF PREVIOUS MEETING

- 2.1 Motion: That the minutes of the Annual General Meeting of the 2nd September 2013 are accepted with the above change to be made
  - 2.1.1 Accepted by: William Sinclair
  - 2.1.2 Seconded by: Mark Richardson
  - 2.1.3 All in favour

## 3.0 CHAIRMAN'S ADDRESS

- 3.1 Gave an overview of his report
- 3.2 Thanked retiring board members for all their hard work over their terms
- 3.3 Steve thanked Alex Pellerano for all his efforts with the Perth Heat and wished him well in his future endeavours.
- 3.4 Steve also thanked the Baseball WA staff for their efforts this year.

## 4.0 FINANCE REPORT

- 4.1 As Presented
- 4.2 The training facility in centre field shed has been completed and is now in use
- 4.3 Revenue has increased this year
- 4.4 All profit was put back into our development programs
- 4.5 Motion: That the financial Report shown in the Annual General Meeting booklet be accepted as true and correct
  - 4.5.1 Accepted by: Kevin House
  - 4.5.2 Seconded by: Mike Thompson
  - 4.5.3 All in favour

## 5.0 RATIFICATION OF DIRECTORS

- 5.1 Lachlan Dale then took the meeting for the ratification of Directors
- 5.2 With five positions vacant and four nominations received the following Directors were ratified for a two year term:
  - 5.2.1 Andrew Todd
  - 5.2.2 Greg Maynard
  - 5.2.3 Julian Rawlinson
  - 5.2.4 Marc Clay
- 5.3 No election required therefore are now directors
  - 5.3.1 Motioned: Kevin House
  - 5.3.2 Seconded: William Sinclair
  - 5.3.3 All in favour

## 6.0 APPOINTMENT OF THE AUDITOR

- 6.1 We currently use David Craig & Associates; it was then motioned to appoint David Craig & Associates for another year.
  - 6.1.1 Motion: Kevin House
  - 6.1.1 Seconded: Mark Richardson
  - 6.1.1 All in favour

## 7.0 GENERAL BUSINESS

- 7.1 Lachlan Dale then showed everyone in attendance a power point presentation on the year that was and also the up coming events for Baseball WA.

The meeting was closed at: 7.50pm



# Annual Report - Baseball WA Ltd

## ACKNOWLEDGEMENTS

BASEBALL WA formally acknowledges it's Life Members.  
Our heartfelt appreciation is extended to all.

1947	Glen H. Dunstan OBE *
1951	W.H. (Bill) Hosken *
1953	Les F. Matthews *
1955	H.V. (Vic) Barrett *
1957	H.J. (Bert) Kortlang *
1958	Thomas G. Nisbet *
1959	Merv G. Muggleton *
1960	Rob M. Gordon *
1963	R.J. (Snow) McFarlane *
1964	Les R. Brain *
1965	Harry Duncan *
1967	R.D. (Bill) Arrowsmith
1970	Neville J. Pratt OAM
1971	Max Heron
1972	Alf Leutchford
1973	Peter Solomon
1974	Don Callanan *
1974	Neville Laird *
1977	Doug Corker
1978	Kevin Parry AO *
1979	Rodney P. Byrne OAM *
1980	Mrs Norma Goodridge *
1981	Dennis Osborn
1982	Alf Dyer *
1983	Mrs Kath Dyer
1984	Mrs Evelyn Harvey
1985	John Cole
1986	Eric Knight *
1988	Mrs Jan Thurley
1988	Don Rodger
1989	Mrs Rose Corker *
1990	Ian Ross
1992	John Radalj
1993	Michael (Mick) Mount
1995	Mrs Ursula Wade
1996	Alan Luscombe
1997	Graham H. Johnson
1998	Mrs Athalia Munro
2010	Mark Pettit
2013	Mrs Patricia Williamson

\* Deceased

All of these people were recognised as Life Members, in the stated year, by any of the former organisations of, the West Australian Baseball League (Inc), the West Australian Junior Baseball League (Inc), the Baseball Development Foundation (Inc). Those Life Members are now recognised as Life Members of Baseball WA Ltd.

BASEBALL WA formally acknowledges it's Meritorous Awards and Outstanding Achievement Awards. Our heartfelt appreciation is extended to each.

### MERITOROUS AWARD

1984-85	Jack Cody	Perth
1986-87	Margaret Carter	Fremantle
1988-89	Kevan Langdon	West Stirling
1993-94	Eric Knight	Victoria Park
1997-98	Maurie Reynolds	Umpire

### OUTSTANDING ACHIEVEMENT AWARD

1981-82	Ian Butcher	Fremantle State League
1982-83	Brian Davis	Fremantle "A" Reserve
1983-84	Harry Duncan	Long Service Award
1984-85	Don Knapp	Playing/Admin. Award
1987-88	Tony Adamson	Playing Award
1988-89	Greg Harvey	Playing Award
1988-89	Corey Loehr	Playing Award
1996-97	Shane Tonkin	Playing Award
2008-09	Ken McGee	Pitching 22 inning game






# Annual Report - Baseball WA Ltd PARLIAMENT

HOUSE OF REPRESENTATIVES – SPEECH  
Little League National Championships



COMMONWEALTH OF AUSTRALIA

PARLIAMENTARY DEBATES



**HOUSE OF REPRESENTATIVES  
PROOF**

**ADJOURNMENT**

**Little League Baseball National Champions**

**SPEECH**

**Monday, 23 June 2014**

BY AUTHORITY OF THE HOUSE OF REPRESENTATIVES

Mr SIMPKINS (Cowan) (21:25):

It is a big thing to represent one's country in any regard but particularly in sport when you first have to be the best in the country. I therefore take this opportunity to pay tribute to the effort of the 2014 Australian champions at the Little League Baseball competition. That team is the Perth Northern Metros, consisting of Etienne Charette, Matthew Coleman, Carter Dowling, Calvin Eissens, Benjamin Hewett, Callum Johnson, Blake Monaghan, Javier Pelkonen, Tarrant Reimers, Nicholas Riley, Callum Schipp, Daniel Stephenson, Zak Taylor and Jordano Vivona.

The Northern Metros beat 20 teams to be crowned the Little League Baseball Australia Region Champions at the 2014 Australian Little League National Championships. The six-day event was held on the Gold Coast, finishing on Sunday, 8 June, when Perth Northern Metros defeating Manly, 3-2, in a thrilling championship game. No doubt the pressure was extreme, yet the Northern Metros team was up to the challenge and were victorious. I congratulate them.

The head coach of the Northern Metros is Brian Armstrong, he was assisted by Grant Johnson and Kim Pelkonen and the executive officer is Adam Stephenson. As head coach, Brian Armstrong pulled together the best 14 players from the Wanneroo and Carine baseball clubs. This is the second time in three years that they have been crowned national champions — they won in 2012. I have had the honour myself of winning a couple of national championships and I know the effort and dedication required to win. I know that this team did train hard because I recall seeing a team of boys in red training over the whole weekend about two months ago. Given I live less than 500 metres from the Wanneroo Baseball Club I saw them training very hard, and given the Wanneroo Baseball Club plays in orange and black it now makes sense when I saw the boys in red. What was always clear was that the Northern Metros put in the time and effort, they worked hard and they won.

To put the achievement in perspective, Australia is the fastest-growing Little League baseball country in the world. Australia's national champions now receives automatic qualification to play in the Little League Baseball World Series in South Williamsport, Pennsylvania. The Northern Metros will get to be part of this opportunity of a lifetime. I hope that they do well, but also enjoy the great opportunity that they clearly deserve. The World Series takes place in August and the games will be televised internationally on ESPN.

Apart from paying tribute to second placed Manly, from the Prime Minister's electorate, I also congratulate Swan Hills for their third place at the championships. The other teams that participated included Adelaide North, Adelaide South, Brisbane Metro, Brisbane North, Brisbane South,

Canberra, Perth Metro Central, Cronulla North, Eastern from Western Australia, Gold Coast, Hills North from New South Wales, Macarthur, Manly, Northern from Victoria, Northern Metro, Ryde North, Sunraysia, Swan Hills, West Coast and Yarra.

I am a fan of sport and particularly junior sport. While it is in many ways the defining game of the United States, baseball also speaks loudly to Australians.

I think the skill levels, the fitness, the agility and the mental challenge of competition make it almost unique and that is why it is so widely played and growing. This is an opportunity for young people to learn important lessons in life. Those lessons include not only that you have to work hard or perhaps even harder than your opponents to achieve victory, but also that respect for one's opponents is part of any good sport. Little League baseball is in fact a sport that has been built internationally for 75 years on participation and community, and therefore its reputation is based on good sportsmanship. From the Australian championship competition I know that the Sportsmanship Award is very highly regarded.

Although certainly not from the Cowan electorate, the Swan Hills team from Perth was selected by other teams, officials and volunteers as displaying the very highest of sportsman-like behaviour throughout the competition and were therefore awarded the Sportsmanship Award.

It should also be noted that the Australian Little League is becoming literally world renowned for the high quality of sportsmanship and the positive participation by players, coaches, parents and spectators in the spirit of the game. Last year's team from Perth Central Metro were awarded the Sportsmanship Award. While being world champions would have been great, the reputation of our nation has been well advanced by the excellent young sportsman that the Little League turns out in Australia.

I would again like to congratulate Brian Armstrong and the boys of the Perth Northern Metros for their national championship victory and wish them all the best as contestants in the 68th Little League Baseball World Series that begins on 14 August in South Williamsport, Pennsylvania. I hope that when the championship game commences on 24 August that they are there and they are victorious. It will not be easy, but nothing worth winning is ever easy. They should be self-confident because they know that they are well prepared, they are tough, fit and mentally ready. I am sure they will bring credit to themselves and to our country.



# Annual Report - Baseball WA Ltd

## OBITUARIES

BASEBALL WA acknowledges the sad passing of the following members of the baseball family. Our sincere condolences to their families.

### **VALE GORDON YARDLEY** **31 March 2013**

A player for Victoria Park Club and the South Suburban Baseball League and Country Week Baseball, and the Father of Bruce Yardley – baseballer and cricketer.

### **VALE ROSINA SANDISON CORKER** **25 July 1929 – 15 May 2013**

Baseball WA and the Alcohol.Think Again Perth Heat are deeply saddened by the news of the passing of Mrs Rose Corker on Wednesday 15 May 2013. On behalf of the baseball community, our deepest thoughts are with the family and friends who have had the benefit of knowing such a wonderful lady.

*Lachlan Dale*

*General Manager, Baseball WA*

CATEGORY: Scorer, Statistician, Administrator

WA Delegate National Scorers Assoc. 1981-87

President National Scorers Association: 1983

Scored visiting International teams in WA - 1973-2007

Scorer for International series in WA – 1985

13th BFA in Perth (first International Series held in Australia and the first time the two China's competed against each other).

1986 ACFOS series in Perth (Official Recorder)

1993 17th BFA series in Perth (first time the two Korea's had played against each other)

2006 Chinese Taipei Tour of Australia

Member NBC National Scorers Association USA  
Scorer for National Under 18 Series conducted in WA

Scorer for National Schoolboys Series conducted in WA

Australian Sports Medal Recipient for the year 2000  
Inaugural President WA Scorers Statisticians Association 1986, retaining that position till 1995 and again in 2005.

WASSA Committee Member: 2005-11

Inaugural Life Member of WA Scorers and Statisticians Association: 1994

WA Baseball League Life Member: 1989

WA Baseball League Treasurer: 1975, 1976 and 1977

WA Baseball League Registrar: 1987 and 1988

Baseball WA Certificate of Appreciation: 2000

Claxton Shield and ABL Scorer: 1973-2010

Founder of Scoring Schools in the 1970's and 80's  
Scored for State Country Week Carnivals in the 1960's

Scored for Vic Park Club State League Team 1974–90's

Scored for other local teams - 1990's to 2010/11

Victoria Park Baseball Club Secretary and Treasurer – Life Member: 1976

### ROSE'S STORY

Rose migrated from Scotland to Australia with her Mother in 1946, and spent most of her working life at the Commonwealth Bank in Western Australia.

In 1960 she started a new life with her husband and three children in a new development in the outer suburbs of Perth, when



Rose decided to learn to score for the newly formed Thornlie baseball team. Rose attended practices and games and read the Baseball Rule book from cover to cover. In no time at all Rose became proficient in the art of scoring, as we knew it at that time.

In the 1960's Rose scored for the Thornlie senior team and for the Thornlie Little League, and for Country Week Carnivals. In 1964 the family re-joined the District Club of Vic Park, where Rose scored both senior and junior.

When Kevin Parry imported some American players into WA, Bob Ossey was allocated to the Victoria Park Club, and through his great knowledge of the sport, he was able to help Rose understand the fundamentals and better ways of scoring the game of baseball.

In 1973 the Claxton Shield was held in WA and this gave Rose the opportunity to put her skills to work over a 10-day carnival. From this series on, she scored all national and international series and tours to WA. She also travelled to other states to score for WA at the interstate carnivals.

In 1983 Rose was elected President of the National Scorers Association and three years later formed the WA Scorers and Statisticians Association (WABSSA) with a group of enthusiastic and proficient scorers. Rose was awarded the inaugural Life Membership of WABSSA in 1994.

Through out her scoring life, Rose has been able to bring up three great children, help out teaching in the primary school, be President of the P&C Association, serve on the Progress Association in the districts formative years as well as assist at the club and state level in administration as President, Secretary, Treasurer, Registrar and scorer.

Scorer and Life Member of the Victoria Park Baseball Club (1976), inaugural President of WABSSA and Life Member, Treasurer and Life Member of the WA Baseball League and Australian Sports Award recipient, scorer and Life Member of the Masters Baseball League of WA.

A conscientious volunteer in all aspects of baseball in WA from 1960 until 2010.

**VALE DON COUSINS**  
**3 October 2013**

Former Victoria Park second baseman played in "State League" Grade, and was also an administrator for the Club.

**VALE RONALD FRANKISH**  
**17 October 2013**

Ronald Richard Frankish was born on the 6th October 1925. He was a former Nedlands player, Claxton Shield player 1947 to 1952, Australian Team 1949, also a notable right arm medium pace bowler and right arm batsman for WA Sheffield cricketer.

**VALE KEN ANGWIN**  
**25 October 2013**

Esteemed Member of the South Perth Baseball Club and the Masters Baseball League of WA and a valued player for the club over many years.

**VALE RAY MICHELL**  
**10 November 2013**

Baseball Australia would like to express their heartfelt condolences to the family and friends of Ray Michell who passed away in November 2013.

Ray (pictured below) was an outstanding baseball player from WA, a contributor to the sport and member of the Baseball Australia Hall of Fame. He pitched for the Australian National Team and was a Claxton Shield team member. Michell was named the IBA Pitcher of the Series for the 1980 World Championships in Japan and was the winner of the Helm's Award in 1978. Michell was inducted into the Baseball Australia Hall of Fame in 2006.

Ray will be greatly missed by the Baseball community and our thoughts are with his family and friends.

**BIOGRAPHICAL INFORMATION**

Ray Michell was an Australian pitcher. He played in the Claxton Shield from 1973-86, with the exceptions of 1976 and 1985. In 1978, he won the Helms Award as the MVP of the Shield competition. He played for



the Australian national team several times. In the 1978 Amateur World Series, the righty was 0-1 with a save and a 6.28 ERA, his 14 1/3 IP ranking second on Australia. He was named IBA Pitcher of the Series for the 1980 Amateur World Series. When the ABL was formed in 1989-90, the veteran appeared in seven games, going 2-1 with two saves and a 3.07 ERA. In 2006, he was part of the second class of the Baseball Australia Hall of Fame; the other 1968-88 players selected in that class were Alan Albury and Lionel Harris.

Sources – *Flintoff & Dunn Australian Baseball Almanac*

One of WA's greatest pitchers in State, National and Inter-national competition. Inducted into the Baseball Australia Hall of Fame in 2006. Pitched many winning games against visiting Asian teams on Forster Park, including the Korean National team and many Japanese industrial teams. Neville Pratt Medal winner on 3 occasions, Bob Wiegand ERA Award winner on 4 occasions. Australian Sports Medal Award recipient. First Australian player to win an International Pitchers Award (in the 1980 AINBA World Series).

**VALE RON  
ZATELLA**

**18 November 2013**

Ron was born in Subiaco on the 12 July 1956. He was a respected player and administrator of the Curtin (WAIT) Baseball Club and a player in the Masters League of WA.



**VALE REG PAGE**  
**2 January 2014**

It is with sadness that West Australian Softball Association announces the passing on 2 January 2014, of Reg Page, a member of the softball fraternity for more than 50 years.

Reg was President of the WA Softball Association for 24 years during an era that saw many changes taking place. He was instrumental in securing the site for State Softball Headquarters in Mirrabooka and

liaising with Federal, State and Local Governments in obtaining the necessary finances for the project, which continued in 2006 when he commenced negotiations for an upgrade to the complex.

Reg is a legend of softball in Western Australia – Life Member – Administrator – coach of many teams in many grades, a person of great integrity and vision and a great friend of baseball in this state.

**VALE RAE  
COLEMAN**  
**6 January 2014**

Baseball Australia would like to express their heartfelt condolences to the family and friends of Rae Coleman who passed away on Monday 6 January 2013.

Rae was a founding member of the Council of Australian Baseball Scorers (CABS). She was a life member and long serving committee member of South Perth Baseball Club. As well as a life member and former President of the WA Scorers and Statisticians Association for 2 years and Treasurer for 10 years. Among other




accomplishments, Rae scored at the Sydney Olympics, Claxton Shield, State League, and Little League and was the current scorer for AAA's at South Perth. Rae Coleman will be greatly missed by the Baseball community and our thoughts and prayers are with her friends and families.



**VALE EDITH CAPENHURST**  
**10 October 1927 – 9 February 2014**

Edith was born on the 10 October 1927. She is the grandmother of John of the Victoria Park Baseball Club, and the Mother of Wes.

**VALE ADAM GORDON**  
**28 June 1979 - 14 February 2014**



Adam Gordon (pictured above) passed away after a battle with cancer, aged 34. A valued member of the Swan Districts Baseball Club as a player and supporter for many years, he leaves behind wife Kristy and their three beautiful children. The Gordon family have been involved with the club for over 20 years. Adam will always be remembered for his happy go lucky approach to life and his big grin that always made others smile with him.

*Tim Grabski*

**VALE GRAEME WEBB**

**19 May 1978 to 15 February 2014**

Graeme Douglas Webb – “Webby” as he was affectionately known, has an almost 30 year association with tee-ball and baseball in Western Australia. Starting with the Morley Eagles Tee-ball club in 1984, he went on to represent the Morley Eagles Baseball Club at State League level for a decade. In this time Graeme coached multiple Morley Eagles teams at a number of levels as well as having a significant role on the clubs Committee over several years, including being recognised as club person of the year for his significant contributions. Graeme’s coaching influence extended to many State School Boys teams and State Junior teams with a number of current Perth Heat and professional players having



been influenced by Graeme’s tutelage. Graeme was a much loved and respected member of the baseball fraternity and will be deeply missed, his near two year battle with cancer served as an inspiration to many. Graeme is survived by his wife Katie and sons Lawson and Fletcher.

*Brad Allpike*

**GRAEME WEBB**

When I approached Graeme Webb to be an assistant Coach I did so because of his character. Graeme was an outstanding Physical Education teacher and had an amazing way of relating to young adults. He was approachable, honest, dedicated and always made his players feel as if they were the most important person on the planet at that time. Even when there was a serious and stern message to be delivered, he did it with that Graeme Webb grin.

Graeme was an Assistant Coach at the Under 18 and 16 level and was part of a National Championship staff in 2007. He then went on to Manage the School Sport WA team for a number of years where he was to become a National Championship winning coach. Above all, Graeme had a wonderful positive influence over a number of players in the Baseball WA system. His dedication to his players and his intent to leave no stone unturned will be sorely missed. Graeme was an outstanding coach, but he was an even better leader. He will always be remembered with nothing but positive thoughts by all those he coached with and against around Australia.

*Mark Pettit*





# Annual Report - Baseball WA Ltd

## CHAIRMAN

We are blessed in the west to have a large group of people who are passionate about the growth and development of the sport in Western Australia.  
Our achievements are testament to their efforts.



It is my pleasure to present my fourth report as Chairman of Baseball WA.

The 2013-2014 season was again very successful with two National Championships and four BADA Awards.

WA becoming national champions at three levels:

- The U14's WA Red; and
- Perth Heat, the ABL National Champions for the third time in four years
- Northern Metros, Little League National Champions.

Other achievements include:

- Youth Woman's; 2nd place
- U18's 2nd place
- Central Firebirds became the first ever Little League team to compete in the Little League World Series in 2013.

BADA Winners:

- State Association of the Year

- Club Coach of the Year; Glenn Tovey
  - High Performance Coach of the Year; Graham Lloyd
  - Hall of Fame Inductee; Kaye Greenham
- All concerned should be justly proud of their achievements.

Of considerable personal pride was my son Jon's elevation to the Major League Baseball Umpires Call up List and allocation of #59 on Australia Day 2014. My wife Ann and I were then privileged to be present to witness his debut in 'the big leagues' on 16 May 2014 when he officiated a game between the Washington Nationals and the New York Mets at Nationals Park in Washington DC. In doing so, he created baseball history by becoming the first Australian to umpire a Major League Baseball Game. (see article on page 26)

At a board and association level, there have been a number of achievements and successes during the past year:

- In October 2013, BWA and the Perth Heat became integrated, with Lachlan Dale being appointed the inaugural Chief Executive Officer, overseeing the operations of both Baseball WA and the Perth Heat.
- The master plan and business case for the major upgrade of Barbagello Ball Park was finalised and submitted to government. With the expert assistance of Dan Amodio, the Baseball Operations and Facility Development Manager for the ABL and a lot of canvassing for support of both the State and Federal Governments, we were successful in gaining funding of \$500,000 for Stage One of the project. This will result in the construction of a much needed additional toilet facility, hopefully by the commencement of the 2014/15 season.

Additionally, the State Government has committed a further 1 million towards Stage 2 in the 2014/15

budget, with Baseball WA sourcing additional funding. We are hopeful this many come from a number of grant applications submitted to the Federal Government

I cannot express our gratitude enough to the State Government and the Department of Sport & Recreation for their continued support and guidance in this matter and the many other facets of the sport they provide.

- **2015-17 Strategic Plan** was developed in consultation with our strategic partners. This plan will form the blueprint of what we hope to achieve and the direction in which baseball will take over the next three years. My thanks to director Dean Burton for leading this project.
- **BWA Policy Review.** An extensive review of all policies was undertaken. Many were updated, amended and some were disbanded. The Policy Manual was also redesigned into various categories for easier referencing on the website. My thanks to Mark Clay for leading this project.
- The board contracted a consultant to undertake an Independent Organisational Review of both BWA and the Perth Heat. The review found that

BWA was well governed and made a number of recommendations to improve the professionalism of the association. The board is considering these recommendations.

- Our competitions have been aligned with the Baseball Australia Pathway document and have commenced the associated rollout within WA.

My gratitude is also extended to Healthways for their continued sponsorship of both Baseball WA and the Perth Heat.

The success of any state sporting association is only as good as those who volunteer their time to the association, be it on the Board, in the canteen or in any other capacity. Likewise it is reliant on the dedication and professionalism of staff, coaches and officials.

We are blessed in the west to have a large group of people who are passionate about the growth and development of the sport in Western Australia. Our achievements are testament to their efforts. To all I extend my heartfelt thank you.

**Stephen Byrne**  
**Chairman, Board of Directors**  
**Baseball WA**







# Annual Report - Baseball WA Ltd CEO AND COMPETITIONS

Through continued financial support from Healthway 'Smarter Than Smoking' and the Department of Sport and Recreation, Baseball WA's development programs were again in full swing reaching out to schools and regions throughout WA with development programs



As another exciting year passes I would like to extend my appreciation and thanks to everyone in WA who have contributed to the growth and development of our sport. It is a pleasure to see staff, clubs, players, volunteers and families working in the same direction to ensure success, not only for our state, but the rest of Australia. I must also thank Baseball WA's major supporters in the Department of Sport and Recreation, Healthway, Baseball Australia, 'Alcohol. Think Again' Perth Heat, Tee-ball Association of WA, Australian Baseball League and Major League Baseball. Without their support our state would not have the ability to grow and take our success to the next level. It is this continued success that in April 2014, Baseball WA was awarded the Baseball Australia State Association of the Year. This award should be shared amongst all WA members, volunteers, clubs, sponsors and staff as it takes everybody within WA working together to develop this great game we all love. Other Baseball Australia Award winners for WA were:

- Club Coach of the Year; Glenn Tovey
- High Performance Coach of the Year; Graeme Lloyd
- Hall of Fame Inductee; Kaye Greenham
- ABL Champions – 'Alcohol. Think Again' Perth Heat
- National Youth Championships Under 14's Red; WA
- First Australian Charter to play at the Little League World Series, USA, 2013 – Central Firebirds
- Little League World Series Sportsmanship Award 2013, Williamsport, USA – Central Firebirds
- National Little League Championships 2014 – Northern Metros
- First Australian Charter to win at the Little League World Series, USA, 2014 – Northern Metros
- National Little League Inaugural Sportsmanship Award 2014 – Swan Hills Aces

Baseball WA continues to value and develop the relationship with Tee-Ball clubs in Western Australia, working closely with Tee Ball Association of WA (TBAWA) to grow participation at the grass roots level. Baseball WA continues to support TBAWA at the North-West Tee Ball Championships (Sept 2013), Tee Ball State Championships (Mar 2014), Have a Go Day (Sept 2013), Super Squad (Nov 2013 – Feb 2014) and Tee Ball to Baseball Transition Camps and Clinics.

Participation numbers have again increased in season 2013/14 and this must continue to be our focus moving forward. A re-formatted Junior League (formally U15s) was introduced, in alignment with Baseball Australia's pathway review and a continuation of WA's success with the Little League model. As with any change, there are always new learnings and developments that arise throughout the season and I believe both the clubs and administrative staff have worked extremely well to overcome and ensure the players continue to experience fantastic opportunities within our game. WA leads the way in the introduction of Junior League and was the first in the country to host a Junior League State Championship, with the inaugural National Junior League Championships being held in 2015 in South Australia.

Little League Baseball in WA has again proven to be a flagship department in baseball across the country with increased participation and again sending 5 charter teams to the Little League National Championships, with 3 teams finishing in the final 4. Congratulations to the Northern Metros on being crowned National Champions and going on to represent the Australian region at the Little League World Series in Williamsport, USA. The Northern Metros won the first ever game by an Australian team beating the Europe entrant Czech Republic 10-1 and cementing their place in Little League World Series history. This is the culmination of months of hard work, dedication and passion from volunteers, coaches, parents and players from not only the Northern Metros but from all Little League Charters. David Hayes and his team have led the way in this new area and must be thanked for tireless work behind the scenes.

2013 saw Glen Tovey and the Central Firebirds win the Little League National Championship and travel to Williamsport, USA as the first ever Australian team to participate in the Little League World Series.

The Senior Competitions department again excelled managing a successful season both on and off the field. The team of Andrew Todd, Mark Richardson, David Gripper, Larry Harder and Natalie Todd worked tirelessly to assist clubs with anything they needed throughout the year. I would like to make special mention of Andrew Todd who has been instrumental in managing the growth of competitions over his many years of service in baseball. Congratulations to all the winning teams, in particular to the Braves Baseball Club for winning the State League Premiership for the first time in 22 years. I would also like to thank both the WA Baseball Umpires Association and the WA Baseball Scorers and Statisticians Association for their fantastic role they provide as officials of the game. Special mention also to Jon Byrne, who this year became the first ever Australian to umpire in Major League Baseball. This is a unique achievement in Australian sport and one that will inspire many other umpires as they pursue their career in officiating.

Through continued financial support from Healthway 'Smarter Than Smoking' and the Department of Sport and Recreation, Baseball WA's development programs were again in full swing reaching out to schools and regions throughout WA with development programs. Steve Fish, Glen Tovey, Owen Reid and Rod Drew have driven this with outstanding support from all coaches in Baseball WA programs. Mark Pettit, Andrew Kyle, Graeme Lloyd and Natalie Todd are an extension of this success as WA officials selected to National Programs and no doubt passed on a considerable amount of skill and knowledge to the rest of the country. We are again leading the way in development, high performance and activity in which

is nationally recognised and revered with requests from interstate players and coaches wanting to be involved in WA programs increasing. WA State Teams, USA Colts Tour, Diamond Academy, Dubai/South Africa, South Africa/Hong Kong, Singapore, Camps and Clinics have all seen positive outcomes achieved and continue to provide unique opportunities for our WA participants.

All clubs are run and operated by hard working volunteers with passion and dedication for the sport and this year saw state recognition of two volunteers from the baseball community. Congratulations to Phil Kendall (Morley Eagles – City of Bayswater) and Robert Daniele (Swan Districts – City of Swan) who were individually awarded in their respective councils for their volunteer roles within their club and communities. Phil and Robert are just two examples of hundreds of volunteers that give up their time to help their club and Baseball WA would like to show appreciation and thank you all. There are always opportunities for clubs to grow and Baseball WA have identified many new support initiatives with supporting resources to be implemented during the new season and beyond. This has and will always be an ongoing challenge for not-for-profit organisations and its clubs, however we will strive to achieve this moving forward.

Due to the increased profile of Baseball in WA through its growth in various programs, clubs and the continued success of the Perth Heat, State Government via the Department of Sport and Recreation have approved the Baseball Park Master Plan Re-Development including the Stage 1 development with construction on additional ablutions beginning in February 2015. A further \$1m has been conditionally approved for parts of Stage 2, which will include upgrades to lights and power with additional funding support coming from within Baseball and its partners. This contribution from the State Government is an outcome of baseball achieving its strategic goals in the areas of participation, pathways and increased profile. In addition to the major capital funding, ongoing maintenance and smaller developments will continue to occur at the ballpark to better enhance playing and spectator experiences. Rod Drew has again maintained a world-class facility and the national leader in baseball stadiums and should be commended for his daily work.

As CEO of Baseball WA I would like to make special thanks Brett Pickett, Justin Drew and the staff at Baseball Australia for supporting Baseball WA as it continue to grow. The Board of Directors at Baseball WA have been instrumental in our growth and will again challenge itself to build a sustainable and professional organisation which will see Baseball in WA continue as the leaders in Australia.

Lachlan Dale, CEO, Baseball WA



# Annual Report - Baseball WA Ltd

## HIGH PERFORMANCE/DEVELOPMENT

NUMBERS with our junior players are progressing from year to year .....



### TEE BALL

The Development Department was present at the following events in 2013-14

- T-Ball State Championships (Langley Park, Perth) March 1-3, 2014
- November Lightning Carnival (Yokine Reserve) December 1, 2013
- NW Championships (Port Hedland) September 20-22, 2013
- All monthly T-ball meetings
- SuperSquad exhibitions at Alcohol. Think Again Perth Heat games

### "SMARTER THAN SMOKING"

#### CAMPS AND CLINICS

Smarter than Smoking October School Holidays Camps

- Carine (September 30 – October 3, 2013)
- Barbagallo Ballpark (October 7-10, 2013)
- Morley (October 7-10, 2013)

Smarter than Smoking October School Holidays T-Ball Camps

- Carine (September 30 – October 3, 2013)
- Barbagallo Ballpark (October 7-10, 2013)
- Morley (October 7-10, 2013)

Smarter than Smoking January School Holidays Camps

- Carine (January 7-10, 2013)
- Barbagallo Ballpark (January 14-17, 2013)
- Mandurah (January 14-17, 2013)

Smarter Than Smoking January School Holidays T-Ball Camps

- Morley (January 6-9, 2014)
- Carine (January 13-16, 2014)
- Barbagallo Ballpark (January 27-30, 2014)

Smarter Than Smoking T-Ball to Baseball Winter Transition Clinics (May 3rd - June 7th, 2014)

- Barbagallo Ballpark

October 2013 Perth Heat Pitchers and Catchers Camps

- September 30, October 2, 4, 2013 @ Carine
- October 7, 9, 11, 2013 @ Barbagallo Ballpark

### REGIONAL

Regional Baseball participation began its second year in Broome and Busselton/Dunsborough. Currently Baseball WA runs competitions/participation in:

- Port Hedland
- Karratha/Wickham
- Tom Price
- Paraburdoo
- Newman
- Geraldton
- Kalgoorlie
- Dunsborough/Busselton
- Broome

Baseball has been strong in regional Australia with the Development Department making over 15 trips to regional locations in 2013-2014.

### 2013-14 HIGH PERFORMANCE PROGRAMMES

#### STATE TEAMS

Out of a possible 9 national championship tournaments, Western Australia won 3 of them, winning our 3rd consecutive U14's and Little League titles.

- Alcohol. Think Again Perth HEAT (1st)
- Under 23s (5th)
- Under 18s (2nd)
- Under 16s (3rd)
- Under 14s Red (1st)
- Under 14s Black (8th)

- Little League (1st)
  - o Northern Metros (National Champions)
    - 2nd Australian team to ever advance to the Little League World Series
    - 3-2 victory over Manly (NSW)
  - o Swan Hills Aces (3rd)
    - Sportsmanship Award
  - o Perth Central Firebirds (4th)
  - o Eastern Phantoms (8th)
  - o West Coast Chargers (13th)
- Women's (5th)
- Schoolboys (3rd)

#### Smarter than Smoking

##### Little League Charter Academy

- January 20th – 24th, 2014
- Dale Districts Softball Complex
- 9am-5pm (5 days)
- Limited to the top 100 Little Leaguers identified from around the state
- Coached by Perth Heat players, US imports and State Team Coaches

#### 2014 ABF NATIONAL CHAMPIONSHIPS

##### Little League

- June 4-9, 2014
- Alleygators Baseball Club, Tallebudgera Valley, Queensland
- Northern Metros win National Championship and advance to Williamsport, Pennsylvania, USA for the Little League World Series

##### Under 14's

- January 11-18, 2014
- Glenelg Baseball Club, Adelaide, South Australia

##### Under 16's and Under 18's

- January 7-14, 2014
- Location: Blue Sox Stadium, Blacktown, Sydney, NSW

##### Under 23's

- September 26-30, 2013
- Adelaide

##### Schoolboys

- May 5-10, 2014
- Wollongong, NSW

##### Girls U15s

- April 18-22, 2014
- Moorebank Baseball Softball Club, Hammondville, NSW

##### Women's

- April 19-26, 2014
- Location: Sydney, NSW

#### 2014 Perth HEAT Diamond Academy

- 2014 Winter Program runs 7 days per week for 16 weeks
  - o Women's(Integrated with Under 16's/Development)
  - o Little League Development(Saturdays at Barbagallo Ballpark)
  - o Diamond Academy
- Little League Monday and Wednesday/Tuesday and Thursday 5pm-7pm
- Saturday and Sunday games 2:30-4:30
- Under 14s Monday and Wednesday/Tuesday and Thursday 6:30pm-8:30pm
- Saturday games 2:30pm-6pm
- Under 16s/Women's Tuesday and Thursdays 5pm-8pm
- Optional BP Fridays 5pm
- Sunday games 10:30am-1pm
- Under 18s Monday and Wednesday 5pm-8pm
- Optional BP Fridays 6pm
- Sunday games 1pm-6pm
- Under 23s Monday and Wednesday 6:30pm-9:30pm
- Optional BP Fridays 7pm
- Sunday games 1pm-6pm
- T-Ball to Baseball Transition, Saturday 12:30pm-2:30pm

#### Level 1-4 Coaches Accreditation Clinics/Assessments

- March 16, 2013 – Level 2/3 – Wanneroo Baseball Club
- March 17, 2013 – Level 2/3 – Wanneroo Baseball Club
- August 31, 2013 – Level 2/3 – Peel Diamond Sports, Mandurah
- September 14, 2013 – Level 3 – Barbagallo Ballpark
- April 6, 2014 – Level 2/3 – Wembley Baseball Club
- 2014 Diamond Academy (Level 4s)

#### 2014 USA Trip (Under 16's and Under 18's)

- June 13th – July 21st, 2014
- Played in 6 different US states
  - o California, Oregon, Idaho, Utah, Arizona, Nevada
  - o Traveled more than 6,300 miles (10,000 kilometers)
  - o Played at NCAA Division-I universities (Sacramento State, Pacific University, UNLV)
  - o Played at junior colleges
    - o Taft Community College (Taft, California)
    - o Treasure Valley Community College (Ontario, Idaho)
- Each team played 35 games against top US academies and high schools
- Participated in eight tournaments in three different states (California, Oregon, Idaho)

#### NATIONAL REPRESENTATIVES

##### U13 Cal Ripken World Series (Aberdeen, Maryland, USA)

- Mitchell Chase
- Kurtis King

- Matthew Martin
  - Mitchell Schofield
  - Michael Tovey
- 15U World Championships (Mexico City, Mexico)
- Mason Talbot (Swan Districts)
  - Jess Williams (Morley)
  - Alex Hall (Morley) – Reserve
- U18 World Championships (Taichung, Taiwan)
- Troy Bullingham – Wanneroo
  - Sam Kennelly – Melville
  - Jason Warburton – Perth
  - Darcy Heppleston - Perth
- National Awards• Mason Talbot (Swan Districts)
- Graeme Lloyd – Virgin Australia High Performance Coach of the Year
  - Glen Tovey – Sports Link International Club Coach of the Year Award
  - Western Australia – Australian Sports Commission State of the Year Award

#### SUMMARY

Numbers with our junior players are progressing from year to year. I am pleased to report that we have 100 Little League teams statewide after the 2013-14 season. Little League has shown rapid growth, and continues to create opportunities of a lifetime for Australia's youth. The presence of the Australian Baseball League has attracted many newcomers to the sport, increasing our scope every season. I would like to thank Geoff Hooker and Lachlan Dale, all of our High Performance coaches, and all of our development volunteers and coaches for their help throughout the 2013-2014 baseball season. Without each of you, this great game and our successful organisation would not be where it is today.

Steve Fish  
High Performance Manager  
Player Development Manager

#### AUSTRALIAN REPRESENTATIVES:

##### EMERALDS WOMEN'S TEAM

Christina Kreppold

Natalie Rawlings

Leigh Godfrey

*Coaching Staff:*

Dean White

Graeme Lloyd

Luke Hughes

Yasunori Sato

##### IBAF 15U WORLD CUP

Mason Talbot

Jess Williams

*Reserve:* Alex Hall

*Coaching Staff:*

Mark Pettit

#### MLBAAP Academy Class of 2014 – Western Australian Representatives

##### NAME

Kift, Ryan (WA)

King, Tristan (WA)

Bourke, Daniel (WA)

Neunborn, Mitchell (WA)

Cosgrove, Tyson (WA)

Oehme, Alex (WA)

Diggins, Josh (WA)

Rawlinson, James (WA)

Steedman, Rhys (WA)

Turnbull, Jake (WA)

Hendrickson, Josh (WA)

##### COACHING STAFF

Graeme Lloyd

Luke Hughes

## OVERSEAS PLAYERS

18 College Baseball Players, 11 Professional Players and 1 umpires represented Western Australia in the USA during the 2013-2014 Season

COLLEGE PLAYERS	WA CLUB	COLLEGE
Tom Bailey	Wanneroo	Wayland Baptist University (Texas)
Troy Bullingham	Wanneroo	Northern Iowa Area Community College
Cameron Glendinning	Wanneroo	University of New Orleans
Robert Glendinning	Wanneroo	Northern Iowa Area Community College
Conor Lourey	Wanneroo	High Point University (North Carolina)
Jordan McDonald	Wanneroo	UNC Greensboro (North Carolina)
Hayden Sloane	Wanneroo	Kirkwood Community College (Iowa)
Luke Shipway	Wanneroo	Mt Olive University
Liam Spencer	Wanneroo	Hillsborough Community College (Florida)
Brad Williams	Wanneroo	Dakota County Technical College (Minnesota)
Daniel Bradley	NZ/South Perth	Northern Iowa Area Community College (Iowa)
Adam Barbarich	South Perth	Kirkwood Community College
Corey Shevlin	Morley	Jamestown College (North Dakota)
Mitch Waterhouse	Melville	Century Community College (Iowa)
Dylan L'Herpinier	Melville	Dakota County Technical College
Brodie Mitchell	Gosnells	Allen Community College (Kansas)
Roy Hotvedt	Vic Park	Dakota County Technical College (Minnesota)
Zeno Stone	DUBAI	College of the Redwoods (2013 USA trip participant)

PROFESSIONALS	WA CLUB	ORGANIZATION	LEVEL
Elliot Hargreaves	Morley	Cincinnati Reds	R
Corey Adamson	Morley	San Diego Padres	A
Liam Hendriks	Wanneroo	Minnesota Twins	AAA-MLB
Allan De San Miguel	Gosnells	Southern Maryland	IND
Warwick Saupold	South Perth	Detroit Tigers	AA
Jake Bowey	South Perth	Houston Astros	R
Josh Kennelly	Melville	Cincinnati Reds	R
Matt Kennelly	Melville	Atlanta Braves	AA-AAA
Sam Kennelly	Melville	Pittsburgh Pirates	R
Ben Shorto	Melville	Cleveland Indians	R
Daniel Schmidt	Melville	Holland	Europe

## UMPIRES LEVEL

Jon Byrne	AAA/MLB
-----------	---------



# Annual Report - Baseball WA Ltd MASTER'S LEAGUE

THE MVP resulted in 46 players receiving votes over the season .....

This last season top spot was decided by runs for and against. The semi final series game one saw the fourth placed Cubs take on Bears with the Bears winning 4 runs to 0. The second semi final had the third place Indians play the second place Eagles for the grand final spot. The Eagles winning 6 runs to 1

The Grand Final result being Eagles 10 d Bears 0

The final standings are as follows:

Team	G	W	D	L	R/O	Pts
Eagles	12	9	1	2	2	19
Indians	12	9	1	2	2	19
Bears	12	6	1	5	1	13
Cubs	12	3	1	8	2	7
Cougars	12	3	-	11	1	2

## AWARDS

The MVP resulted in 46 players receiving votes over the season.

The outright winner with 15 votes was Stephen Duckett from the Indians.

The Team batting awards went to the following players:

Team	Player	Average
Cubs	Steve Sullivan	.370
Bears	Jason Diangelo-Buckley	.476
Eagles	Mark Cook	.556
Reds	Brad Jackson	.619

Stephen Duckett led the Indians and the League with a batting average of .625 winning the "Peter & Christina Dodd" perpetual batting award.

This season Allstar Team was chosen on the basis of most valuable Pitcher and Catcher with the balance of the team made up of overall leading batters.

The Allstar team for 2013/14 is:

Ron Malcolm, Manager

Brad Girdwood, Assistant Manager

Team: Stephen Duckett, Graeme Johnson,

Luke Hulbert, Brad Allpike, Jason Diangelo-Buckley,

Scott Hood, Roy Krzywosinski, Brad Jackson, Mark Cook, Shaune Baker & Lee Cahill,

Rob Millard won the "Presidents Trophy" for bringing a new dimension to pitching.

Congratulations to our Award winners.

## APPRECIATION

Our thanks go to "Franklins Tavern" for their great support. Christina Dodd has again helped us out with supplying the canteens need. To the bye teams, your assistance in running the canteen has been a valuable contribution to the success of our competition.

To Bob Robson who organised the umpiring duties thank you. To the umpires who assisted this season, thank you for your contribution. All have not claimed payment which has been a great help against the cost of running the game.

To our Treasurer Stephen Duckett thank you for keeping finances in order.

Last but not least our thanks go to Kaye Timms for her work with the Secretarial duties, Scoring and overseeing the operation of the canteen.

## COMMENTS

It was great to see a greater support by players not participating in the Grand Final. I hope this will continue into the future. To the incoming management committee I wish all the best for the coming season.

Bill Sinclair

President

Captions:







# Annual Report - Baseball WA Ltd

## UMPIRE ADVISER

. . . . provides the impetus to ensure that our next crop of State League umpires is ready to fill the shoes of those who have gone before them.

**A**s an association we have had a very satisfying season in 2013/2014. In liaising with other umpires associations around Australia, we can be proud of the manner in which we operate and the very few problems we have internally and externally.

A lot of the credit for this situation goes to your strong executive committee and the relationship we have with Baseball WA. That relationship is strengthened every year due to the vast amount of time and energy put in by Mark Richardson in scheduling and fixturing so that we get the best umpire coverage possible. The club presidents really do appreciate the work put in by Mark.

Every person on the committee has their own specific tasks to complete and due to the work put in by Peter Bowie (uniforms and equipment), Lou Bonomi (junior rosters), Dan Morgan (social activities), Ryan Harder (Little League) and Chris Rapley (all things secretarial plus training) the association ticks all the right boxes. Huge thanks to all for their assistance. To Brett Robson, who arranged some very specific State League training nights, a huge thank you. It provides the impetus to ensure that our next crop of State League umpires is ready to fill the shoes of those who have gone before them. This was never more evident in the conduct of the State League grand final series.

Congratulations go to the umpires selected to represent Western Australia at national championships:

Tony Lee	Under 14's
Neil Medlin	Under 16's
Mike Penn	Under 18's
Alex Ironside	Under 23's
Fiona Lambrick	Women's

As we have come to expect, all of our umpires performed to a very high standard.

It is also my pleasure to announce that the following umpires have been selected to umpire at the Little League National Championships on the Gold Coast in June 2014:

- Dan Morgan
- Kyle Tait
- Alex Ironside

We wish them a successful and enjoyable experience.

Additionally, in late breaking news, I am pleased to announce that Fiona Lambrick has again been chosen to represent Australia at the Women's World Championships in Japan. Great achievement, well done!!

I also offer my congratulations to our trophy winners from last season:

Umpire of the Year	Peter Bowie
Most Improved Umpire	Dan Morgan
Best Lower Grades Umpire	Mark Johns
Rookie Umpire of the Year	Dave Russell
Meritorious Service Award	Brett Robson

Last, but definitely not least, in some absolutely late breaking news, Jon Byrne has been appointed to his 1st Major League series 16 – 18 May 2014 in Washington vs New York Mets. You will be aware that Jon was given a number after Spring Training as a rover and we hope this series will be the first of many in a long career in the Bigs. This is a fantastic result for Jon and is just reward for all the hard yards and commitment he has put in over the last 9 years in Minor League baseball. I am sure that you will join with me in wishing Jon the best career possible.

I hope that you all enjoy the off season and come back fully refreshed and ready to go at pre-season training.

David Gripper, President

### STOP PRESS:

**BYRNE TO OFFICIATE CHAMPIONSHIPS:** Perth native Jon Byrne, who earlier this season became the first ever Australian umpire to officiate an MLB game, has gotten the call to suit up for the Triple-A International League Championship Series AND the Triple-A National Championship Game!



I think we speak for all Aussie baseballers in saying we're proud of you, mate! Congrats!

**FIONA LAMBRICK TO UMPIRE WOMEN'S WORLD CUP GRAND FINAL:**

Congratulations to Fiona Lambrick who will be the first base umpire for the Grand Final game in Women's World Cup held in Japan.





# Annual Report - Baseball WA Ltd

## JON BYRNE – 1ST MLB GAME

.....  
Jon Byrne  
is officiating  
his first  
Major  
League  
Baseball  
game:  
the New  
York Mets  
and the  
Washington  
Nationals.



### West Australian Becomes First Umpire to Hail From the Asia-Pacific Region

Author: Kerryn Costello/Saturday, 17 May 2014/Categories: News, Umpire  
Elizabeth Cage for MLB International

Perth's Jon Byrne has joined one of the most elite groups in international sport. Today Jon Byrne is officiating his first Major League Baseball game: the New York Mets and the Washington Nationals. He's making his appearance as a 'call-up umpire' serving in the absence of regular full-time umpire.

Since 1901 there have been 11 MLB umpires born outside the United States most of whom were born elsewhere in the Americas. There have been none from our neighbouring baseball powerhouses of Japan, Korea and Taiwan. Jon Byrne has genuinely blazed a trail today.

Jon, 31, has been a Minor League Umpire since 2005. As with players, umpires must work their way up through the minor leagues and in his nine professional seasons he has officiated at all levels from Rookie and Advanced

Rookie, to Low-A, High-A, Double-A and most recently Triple-A. He began umpiring in 1998 with the WA Baseball Umpires Association. In 2001 he attended an umpire's school in Adelaide which led to national umpiring opportunities with the Under-16s tournament in 2002 and 2003, the Under-18s in 2005 and 2006. After taking up a US Minor League Umpiring role in 2005 he continued to umpire in Australia in the off-season with the Claxton Shield from 2007 to 2010 and the Australian Baseball League in 2011 and 2012.

There are presently 74 full-time Major League Umpires with a pool of 22 Call-Up umpires as back up. They work in 19 crews with each crew typically umpiring two series of three or four games per week. Jon was called-up today to Crew G which is led by 31-year umpiring veteran Dana DeMuth.



# Annual Report - Baseball WA Ltd SCORERS AND STATISTICIANS

The SCORERS AND STATISTICIANS acknowledges the sad passing of a  
Life Member – Rae Coleman.

Firstly, I would like to thank the committed committee that I had assist me this year. The start of the year was a bit rocky with members taking on new roles but I am happy to report that everything ran smoothly this season. All members are highly active members of the baseball community and their opinions and support has made this a very good year for the Association.

This season we tried a new format at our scoring clinics; this was accepted and found to be very useful to our beginner scorers with the introduction of our Level 0 handout booklet that they were able to write in and take home with them as a reference point for later on

We had several members who sat exams which was fantastic. All these ladies should be congratulated as we had 100% pass rate this season.

It was a very busy year with the Perth Heat. A big thank you to all the ladies that assisted in the scoring at the Heat and congratulations to the Perth Heat in another very successful year. Also we have two of our Executive Committee go and do National Tournaments.

I would like to give a HUGE thank you to Christine Sorensen, and June Anderson that took on numerous grades of stats that were entered every week and displayed in the Baseball WA website throughout the season. This was a big undertaking. Thank you ladies as this was well received by the baseball community.

Lastly I would like to thank the members of WABSSA for the honour of allowing me to lead this association this year as it was a pleasure and I look forward to the challenges that lay ahead.

Best Regards

Natalie Todd  
President



## LIFE MEMBERS

WABSSA acknowledges the significant contributions the following life members have made to this Association.

**Rose Corker\*** 1994

**Kath Dyer** 1998

**Patricia Williamson** 1999

**Betty Lawson** 2000

**Rae Coleman\*** 2006

\* Deceased



# Annual Report - Baseball WA Ltd LITTLE LEAGUE



## All Star League History

- 2013-14 Swan Districts Juniors  
SWANS 11 d WILLETTON GREEN 1
- 2012-13 Willetton  
WILLETTON 8 d WANNEROO 5
- 2011-12 Morley Eagles  
MORLEY 3 d WANNEROO GIANTS 1
- 2010-11 Carine Cats
- 2009-10 Melville Braves

## Jan Thurley Cup: Inaugural Year

- 2014 Morley Eagles  
MORLEY 6 d WANNEROO 3

JUNIOR	LEAGUE	ALL STAR	FINAL	STANDNGS
2014				

1st: winners of A Grade and Jan Thurley Cup

- Morley Eagles
- 2nd Wanneroo Giants
- 3rd Swan Districts
- 4th Braves of Melville
- 5th - winners of B grade
- Carine Cats
- 6th Willetton Tigers
- 7th South Perth Cubs
- 8th Wembley Magpies
- 9th - winners of C grade
- Peel Mariners
- 10th Victoria Park Reds
- 11th Kalamunda Rangers
- 12th Gosnells Hawks

## State Championships

- 2013-14 Swan Districts Juniors





2014 LITTLE LEAGUE STATE CHAMPIONSHIPS  
STANDINGS AND RESULTS

Standings for Preliminary Round Robin - Day 1 & 2

	TEAM NAME	GAMES PLAYED	WIN	LOSS	WIN LOSS%	
1	Swan Hills Aces	3	3	0	100.00	POOL A
2	Southern Hills Warriors	3	2	1	66.67	
3	Combined Comets	3	1	2	33.33	
4	WA Country Cavaliers	3	0	3	0.00	
5	Central Firebirds	3	3	0	100.00	POOL B
6	West Coast Chargers	3	2	1	66.67	
7	Coastal Bay Sharks	3	1	2	33.33	
8	Combined Suns	3	0	3	0.00	
9	Eastern Phantoms	3	3	0	100.00	POOL C
10	Northern Metros	3	2	1	66.67	
11	Combined Stars	3	1	2	33.33	
12	Southern Titans	3	0	3	0.00	

RESULTS FOR DAYS 1 & 2

LITTLE LEAGUE STATE CHAMPIONSHIPS						
	TEAM NAME	WACC	SHA	SHW	Comets	
1	WA Country Cavaliers		<u>4-31</u>	1-10	5-15	POOL A
2	Swan Hills Aces	<u>31-4</u>		<u>12-1</u>	10-0	
3	Southern Hills Warriors	10-1	<u>1-12</u>		<u>5-3</u>	
4	Combined Comets	15-5	0-10	<u>3-5</u>		
		<b>CF</b>	<b>CBS</b>	<b>WCC</b>	<b>Suns</b>	POOL B
5	Central Firebirds		23-8	17-2	<u>19-4</u>	
6	Coastal Bay Sharks	8-23		2-15	25-15	
7	West Coast Chargers	2-17	15-2		<u>13-1</u>	
8	Combined Suns	<u>4-19</u>	15-25	<u>1-13</u>		
		<b>NM</b>	<b>EP</b>	<b>ST</b>	<b>Stars</b>	POOL C
9	Northern Metros		2-7	<u>16-3</u>	12-0	
10	Eastern Phantoms	7-2		<u>25-1</u>	<u>30-8</u>	
11	Southern Titans	<u>3-16</u>	<u>1-25</u>		11-27	
12	Combined Stars	0-12	<u>8-30</u>	27-11		

Seeding After Preliminary Round Robin

1	Swan Hills Aces
2	Eastern Phantoms
3	Central Firebirds
4	Northern Metros
5	Southern Hills warriors
6	West Coast Chargers
7	Combined Comets
8	Coastal Bay Sharks
9	Combined Stars
10	Combined Suns
11	WA Country Cavaliers
12	Southern Titans

SATURDAY

	SCORE		GAMES
Coastal Bay Sharks G1	<u>15 - 10</u>	Combined Stars	EF2 Seed 8 v Seed 9
WA Country Cavaliers	16 - 6	Southern Titans	PG1 Seed 11 v Seed 12
Combined Comets G1	16 - 5	Combined Suns	EF1 Seed 7 v Seed 10
Eastern Phantoms	6 - 8	Central Firebirds	QF2 Seed 2 v Seed 3
Southern Hills Warriors	8 - 7	Coastal Bay Sharkes G2	EF3 Seed 5 v Winner EF2
Swan Hills Aces	<u>1 - 3</u>	North Metros	QF1 Seed 1 v Seed 4
West Coast Chargers	13 - 1	Combined Comets G2	EF4 Seed 6 v Winner EF1

SUNDAY					
					GAMES
	Combined Suns	12 - 5	Southern Titans	<b>PG4</b>	Loser EF1 v Loser PG1
	Eastern Phantoms	18 - 0	Southern Hills Warriors	<b>QF3</b>	Loser QF2 v Winner EF3
	Swan Hills Aces	<a href="#">19 - 8</a>	West Coast Chargers	<b>QF4</b>	Loser QF1 v Winner EF4
	North Metros	<a href="#">4 - 3</a>	Eastern Phantoms	<b>SF1</b>	Winner QF1 v Winner QF3
	Central Firebirds	12 - 2	Swan Hills Aces	<b>SF2</b>	Winner QF2 v Winner QF4
	Coastal Bay Sharks	11 - 12	Combined Comets	<b>PG2</b>	Loser EF3 v Loser EF4
	Combined Stars	17 - 7	WA Country Cavaliers	<b>PG3</b>	Loser EF2 v Winner PG1

MONDAY					
					GAMES
	WA Country Cavaliers	0 - 12	Southern Titans	<b>P/O 12th</b>	Loser PG3 v Loser PG4
	Coastal Bay Sharks	4 - 3	Combined Suns	<b>P/O 10th</b>	Loser PG2 v Winner PG4
	Combined Comets	9 - 6	Combined Stars	<b>P/O 8th</b>	Winner PG2 v Winner PG3
	Eastern Phantoms	<a href="#">1 - 2</a>	West Coast Chargers	<b>QLD1</b>	Loser SF1 v Loser QF4
	Swan Hills Aces	17 - 0	Southern Hills Warriors	<b>QLD2</b>	Loser SF2 v Loser QF3
	Eastern Phantoms	10 - 3	Southern Hills Warriors	<b>QLD3</b>	Loser Qld 1 v Loser Qld 2
	North Metros	<a href="#">12 - 14</a>	Central firebirds	<b>GF</b>	Winner SF1 v Winner SF2

#### LITTLE LEAGUE STATE CHAMPIONSHIP CUP FINAL STANDINGS

1	Central Firebirds
2	Northern Metros
3	West Coast Chargers
4	Swan Hills Aces
5	Eastern Phantoms
6	Southern Hills Warriors
7	Combined Comets
8	Combined Stars
9	Combined Suns
10	Coastal Bay Sharks
11	Southern Titan
12	WA Country Cavaliers

\* Home and away is determined by coin toss



## 2014 DEVELOPMENT SHIELD STATE CHAMPIONSHIPS STANDINGS AND RESULTS

### Standings for Preliminary Round Robin - Day 1 & 3

		GAMES PLAYED	WIN	LOSS	WIN LOSS%
1	Swan Hills Aces	6	6	0	100.00
2	West Coast Chargers	6	5	1	83.33
3	North Metro White	6	4	2	66.67
4	Central Firebirds	6	3	3	50.00
5	Northern Metro Reds	6	2	4	33.33
6	Southern Hills Warriors	6	1	5	16.67
7	Coastal Bay Sharks	6	0	6	0.00



### RESULTS FOR DAYS 1 & 3

		WCC	NM-R	SHA	SHW	NM-W	CF	CBS
1	West Coast Chargers		12-6	0-16	14-3	11-5	8-1	16-6
2	Northern Metro Reds	6-12		7-11	13-5	7-8	2-11	10-4
3	Swan Hills Aces	16-0	11-7		22-2	3-2	11-5	12-1
4	Southern Hills Warriors	3-14	5-13	2-22		8-9	9-12	11-4
5	North Metro White	5-11	8-7	2-3	9-8		10-5	9-1
6	Central Firebirds	1-8	11-2	5-11	12-9	5-10		10-5
7	Coastal Bay Sharks	6-16	4-10	1-12	4-11	1-9	5-10	

### FINALS DAY

		GAMES
	Southern Hills Warriors	4 - 18 Coastal Bay Sharks
	Perth Metro White	10 - 7 Central Firebirds
	North Metro Reds	5 - 6 Coastal Bay Sharks
	Swan Hills Aces	5 - 7 West Coast Chargers
		PG1: 6th v 7th
		3rd: 3rd v 4th
		5th: 5th v Wnr PG1
		GF: 1st v 2nd

### DEVELOPMENT SHIELD STATE CHAMPIONSHIP FINAL STANDINGS

1	West Coast Chargers
2	Swan Hills Aces
3	Perth Metro White
4	Central Firebirds
5	Coastal Bay Sharks
6	North Metro Reds
7	Southern Hills Warriors



## 2014 MINOR LEAGUE STATE CHAMPIONSHIPS STANDINGS AND RESULTS

### Standings for Preliminary Round Robin - Day 1 & 2

		GAMES PLAYED	WIN	LOSS	WIN LOSS%
1	Carine Cats	6	6	0	100.00
2	Willetton Tigers	6	4	2	66.67
3	Peel	6	4	2	66.67
4	Hedland Reds	6	3	3	50.00
5	Swan Districts	6	2	4	33.33
6	Wanneroo Giants	6	1	5	16.67
7	Wembley Magpies	6	1	5	16.67



### RESULTS FOR DAYS 1 & 2

		CAR	SD	WAN	WEM	PE	WIL	HR
1	Carine Cats		14-3	15-4	14-0	9-2	11-1	4-3
2	Swan Districts	3-14		1-2	2-1	2-3	4-1	5-8
3	Wanneroo Giants	4-15	2-1		1-2	9-12	2-5	4-12
4	Wembley Magpies	0-14	1-2	2-1		6-7	2-11	0-15
5	Peel	2-9	3-2	12-9	7-6		4-7	7-6
6	Willetton Tigers	1-11	1-4	5-2	11-2	7-4		6-5
7	Hedland Reds	3-4	8-5	12-4	15-0	6-7	5-6	

### FINALS DAY

		GAMES
	Wembley	4 - 12
	Wanneroo	PG1: 6th v 7th
	Swan Districts	10 - 5
	Wanneroo	5th: 5th v WNR PG1
	Peel	9 - 15
	Port Hedland	3rd: 3rd v 4th
	Carine	7 - 3
	Willetton	GF: 1st v 2nd

### MINOR LEAGUE STATE CHAMPIONSHIP FINAL STANDINGS

1	Carine
2	Willetton
3	Port Hedland Reds
4	Peel
5	Swan Districts
6	Wanneroo
7	Wembley



The NORTHERN METROS from Western Australia have beaten 19 teams to be crowned the best Little League team in Australia at the Bank of Queensland 2014 Little League National Championships.

## Little League National Championships – Final Standings

The final standings of the tournament:

1. NORTHERN METROS
2. Manly
3. SWAN HILLS ACES
4. CENTRAL FIREBIRDS
5. Cronulla North
6. Brisbane Metro
7. Macarthur
8. EASTERN PHANTOMS
9. Hills North
10. Gold Coast
11. Brisbane South
12. Brisbane North
13. WEST COAST CHARGERS
14. Adelaide South
15. Ryde North
16. Sunraysia

Rounding out the tournament was: Adelaide North, Canberra, Northern Diamondbacks, Yarra Rangers

## Northern Metros from WA are crowned champions!

Author: Kerryn Costello/Monday, 9 June 2014/Categories: News, Little League

The Northern Metros from Western Australia have beaten 19 teams to be crowned the best Little League team in Australia at the Bank of Queensland 2014 Little League National Championships. The six day event held at Tallebudgera on the Gold Coast, rounded up today with Northern Metros defeating Manly 3-2 in a thrilling Championship game.

Starting off on the mound for Manly was Yuri Kuriyama, who pitched the first four innings giving up minimal hits and keeping the Northern Metros scoreless. Manly was first on the board in the bottom of the 1st with a single from Jaylin Rae, adding another run to the scoreline with a steal at home.

Northern Metros came on the board in the top of the 4th with a massive hit from Callum Johnson to bring the score 1-2. Another double from Nicholas Riley tied the game up two all, with the score remaining even through to the top of the 7th. Northern Metros pulled ahead with a steal at home in the 7th, with Manly unable to regain control and the champions were crowned.



IN A SPORT that has been built internationally for 75 years on participation and community, the Sportsmanship Award is as highly regarded as taking home the championship trophy ..... SWAN HILLS ACES

It was fundamental baseball well played by both Manly and the Northern Metros. A game of big hits, good pitching and clean plays to keep the game close till the end. The Northern Metros, who will now have the opportunity to play in the Little League World Series, finally won it in extra innings 3-2.

As the fastest growing Little League country in the world, Australia's Championship team receives automatic qualification to play in the Little League World Series in Williamsport, Pennsylvania. Northern Metros will participate in this opportunity of a lifetime with the all-expenses paid trip from 14-24 August 2014.

Swan Hills Aces were awarded third place at this years Championships, but there was an exceptional level of participation and skill displayed from all twenty teams competing: Adelaide North, Adelaide South, Brisbane Metro, Brisbane North, Brisbane South, Canberra, Central Firebirds (WA), Cronulla North, Eastern Phantoms (WA), Gold Coast, Hills North (NSW), Macarthur, Manly, Northern Diamondbacks (VIC), Northern Metro (WA), Ryde North, Sunraysia, Swan Hills Aces, West Coast Chargers and Yarra Rangers.

In a sport that has been built internationally for 75 years on participation and community, the Sportsmanship Award is as highly regarded as taking home the championship trophy. The teams, volunteers and event officials voted Swan Hills Aces as participating throughout the entire event within the highest spirit of Little League.

Australian Little League is renowned for its high quality of sportsmanship and a no-alternative approach to positive participation by players, coaches, parents and spectators. This spirit was recognised internationally in 2013 when the Central Firebirds from Western Australia were awarded the Sportsmanship Award at the World Series.

NOTE: Western Australian Charter teams finished the National Championships in: First, Third, Fourth, Eighth and Thirteenth. This is a huge achievement by players, coaches and parents.



## DEAN WHITE comments on the team who won the Sportsmanship Award ..... SWAN HILLS ACES

Swan Hills Little League Team:

Kurtis KING  
James LEIVERS  
Matthew MARTIN  
Joshua HISCHAR  
Mitchell BACON  
Mitchell SCHOFIELD  
Ben WARRINGTON  
Lachlan MURRAY  
Ayden CARTWRIGHT  
Corey BROWN  
Joshua PAULL  
Zak MELONCELLI  
Bailey-Jay COOKE

Mascot: Mario

Motto: "Win the Battle"

Very rarely do coaches of 11 and 12 year olds get to have more fun than the players, however for season 2013/14 this was the case for me the team of Swan Hills Little League coaches Joe Hischar, Brad Martin and Andrew Murray. Watching a truly amazing group of kids void of egobandtogethertoformaformidableteamconsistingof a group of great mates was truly one of the most rewarding baseball experiences in my life.

The boys qualified for the National Championships by finishing in the top 5 of the State Championships held over Easter at the Mirrabooka Softball complex. This event is truly a spectacle and our tournament featured some great tussles, probably highlighted by a 3-1 loss to the eventual national champion Northern Metro's. A game that was played to a standard that was fit for the world stage.

During the lead up to the National Championships hosted on the Gold Coast we highlighted an that an

improvement in pitching was required. This was our main focus and proved to be crucial to the teams success on a month later. During the National Championships Swan Hills Pitchers issued only 6 walks in the entire tournament (less than one per game) while out scoring the opposition 59 - 28 across all 7 games. This compiled a final team record of 6 wins and 1 loss. Good enough for 3rd place after an amazing semi final game against Manly ending in an extra inning 1 run loss.

Perhaps most importantly the boys were awarded the "Sportsmanship Award" which is particularly fitting. It is difficult for a team to win all but one game yet still stay grounded and gracious as winners and most importantly gracious as losers. Not only were they great on the field but off the field. A true credit to there parents. Boys, you should be proud of your efforts.

It is also pertinent to point out the success WA Little League has achieved. We have won the last three National Championships, the first ever Australian representative team to attend the Little league World Series and the first ever win at the Little League World Series! WA took 3 of the top 4 places in the 2014 National Championships and are were truly the class of the field. Dave Hayes, all of his team at LLWA and all of the Mum's and Dad's who have worked so hard to place WA baseball in this fantastic position should be commended.

Dean White





# Annual Report - Baseball WA Ltd LL WORLD SERIES

## Australia plays first game in style at the Little League World Series

Author: Kerryn Costello/Saturday, 16 August 2014/Categories: News, Little League -- Article by: Mathew Sundstrom

The Bank of Queensland Australian Little League team played their first game of the Little League World Series yesterday against the Caribbean in Williamsport, Pennsylvania, USA.

It was a tough first inning in front of a huge crowd at Volunteer Stadium, however as soon as they made their first out the team settled down to play some great baseball.

The second inning saw Australia record their first hit of the tournament when Matthew Coleman crushed a double off the right field wall, while Calvin Eissens settled down and registered the first scoreless inning of the tournament.

By the third inning Australia was able to string some quality at bats together and get on the board scoring their first run.

An outstanding catch by left fielder Carter Dowling ended the inning and brought the crowd to their feet in what may be one of the top plays of the World Series this year.

Australia fought to the very end trying to keep the game alive, hits from Javier Pelkonen, Carter Dowling, Daniel Stephenson and a double from Blake Monaghan allowed Australia to score 2 runs and give them a chance to extend the game. However great defense from the Caribbean team ended the game with a score of 16-3.

Although it was a tough start for the Aussies, the team finished the game in great style and looked to be enjoying the whole experience.



## Australia wins first ever Little League World Series game

Author: Kerryn Costello/Monday, 18 August 2014/Categories: News, Little League

The Bank of Queensland Australian Little League team created history yesterday recording their first ever win at the Little League World Series defeating Europe-Africa 10-1. This is the second time Australia has received automatic entry to the tournament without having to qualify through the Asia Pacific Qualifying Tournament, and the first time they have won a game.

A relaxed Australian team was dominant from the start and the bats were alive recording hits every inning. Multiple hits were seen from Etienne Charette, Matthew Coleman, Javier Pelkonen, Tarrant Reimers and Nicholas Riley ensuring Australia was adding runs consistently. Javier Pelkonen was the star batter collecting 3 hits, 3 RBI's and a home run.

The bats were not the only thing that were on song today; the pitching from Callum Schipp was outstanding. He was in control the whole game striking out 11 hitters in 5 1/3 innings and only allowing 1 run on 3 hits. Nicholas Riley came on to close the game out to give Australia their first win.

---

## Reminiscings from the Coach of the Central Firebirds, Glen Tovey – the first ever Australian team to participate in the LL World Series, 2013

**G**reetings from CLOUD 9. My name is Glen Tovey and I am the coach of the Western Australian Central Perth Firebirds. I usually live in Perth Western Australia, but since my participation in the 2013 Little League World Series, I have taken up permanent residence in the clouds. 17 days in Williamsport Pennsylvania has changed my life forever. My experience has cemented my love for all things baseball and confirmed my long held belief that coaching young boys is an opportunity to shape young lives in a positive and supportive way. The little league motto of CHARACTER, COURAGE and LOYALTY couldn't be more accurate.

2013 was the first year Australia was given direct entry to participate in the Little League World Series, and the Perth Central Firebirds were the winning Australian team. The Perth Central Firebirds team was made up of coaches and players from the Gosnells, South Perth and Willetton baseball clubs in Western Australia.

The Firebirds won 10 games and lost 3 in securing second place at the state qualifying tournament and then winning the state championship tournament to qualify for the LLNC. We found our form at the nationals to sweep all 7 games and outscore our opponents 85-10. I will never forget the euphoria after the South Australian all-stars 18th and final out. I bowed my head on the ground and said my thanks to God and then ran to embrace my players. 13 out of fourteen were in tears, my son being the only one not. His smile was the biggest I had ever seen....we were going to the World Series!

The trip to America took over 32 hours by plane and bus. By the time the team arrived in Williamsport, we were shattered. However, as soon as we found ourselves at the Majestic Lamade field, we came back to life in a hurry. The baseball grounds were breathtaking. It was truly our "field of dreams." The accommodation at the grove instantly became home, and we settled in to our surroundings with the help of our Team Uncles, Marlin and Stan.



The most outstanding aspect of the Williamsport experience was the people. We were surrounded by kindness and generosity everywhere we looked. Strangers from all around embraced Australia and we found ourselves surrounded by friends that we had just met. We felt the love at the baseball field and everywhere we went. Our "Uncle Marlin" became our biggest fan and our greatest support. His kindness and devoted support for the boys was inspiring. Marlin has become a true friend for life.

During our stay in Williamsport we were privileged to visit some beautiful people at a local hospital, show love and compassion to tragedy affected families and special needs people. We rode a float at the 'Grand Slam Parade', we were hosted for an amazing barbeque at the home of a prominent local businessman, we attended a New York Yankees game and we managed to play some baseball too!

We played Mexico in our first game and it was a moment in time that we will never forget. Our boys played their hearts out and put in a respectable effort. Even though we lost on the scoreboard 12-0, we felt like winners. In our second outing we played the team from Puerto Rico and lost a close but well fought contest 4-0. Our third game was against our friends from Texas who we shared the float at the Grand Slam Parade with. We scored our first runs of the tournament against Texas but just couldn't hold on against a bigger, stronger Texas team to go down 5-2. We were also fortunate enough to play two more scratch matches against the teams from Michigan and Czechoslovakia. We hit our first home run of the LLWS against Michigan however lost 5-4 on a last inning home run and went down 6-5 against the Czech team. All in all to lose the last four games by a total of 9 runs was an incredible effort by the new kids on the block!

Our best baseball experience was as spectators at the Little League Baseball Challenger game. We were extremely moved by the game and the participants with their buddies



were inspirational. We would love to bring this incredible format of the game to Australia.

As our American experience drew to a close, we were humbled and grateful to receive the JACK LOSH SPORTSMANSHIP AWARD for exemplary behaviour on and off the field. This incredible honour brought to a close our life changing experience at the Little League World Series, 2013.

On our arrival home, we were invited to visit the U.S. Consul General to celebrate our World Series experience, and we were also privileged to throw out the first pitch at the opening game for the Perth Heat of the Australian Baseball League.

The 2013 Little League World Series may have drawn to a close however the friendships and experiences will last a lifetime. There is a whole new crop of youngsters around Australia dreaming of playing in a LLWS. There are also

coaching staffs across the country planning their assault on the hallowed grounds known as Lamade and Volunteer stadiums. For me Williamsport Pennsylvania will always be known as heaven on earth and I long to return there!

Glen Tovey

NOTE:

Glen is the Little League Development & Participation Manager in charge of:

- Increase participation in Little League age group
- Assist clubs and charters implement their development plans
- Assist with overseas tours
- In charge of Combined Stars program





# Annual Report - Baseball WA Ltd CAL RIPKEN

This will be the 15th time Australia has participated in the Cal Ripken World Series



## 2014 Cal Ripken World Series Participants Announced

Author: Kerryn Costello/Monday, 16 June 2014


The Cal Ripken World Series will be held from the 8-16th August in Aberdeen, Maryland USA. The 15th annual Cal Ripken World Series consists of ten US teams and eight International teams. Baseball Australia will be sending 15 players to participate in the Cal Ripken World Series.

2014 Cal Ripken World Series Participants:

Ky Jackson	NSW
Ethan Stacy	NSW
Aidan Torpey	NSW
Zachary Lawrence	NSW

Caleb Shepherd	NSW
Travis Bazzana	NSW
Brendan Bidois	QLD
Zac Mansfield	QLD
Luke Socic	VIC
Jarryd Wood	VIC
Michael Tovey	WA
Kurtis King	WA
Mitchell Schofield	WA
Mitchell Chase	WA
Matthew Martin	WA

This will be the 15th time Australia has participated in the Cal Ripken World Series, and they are ready to take on Team Japan who are currently the three-time defending CRWS champions.



## Cal Ripken team playing well at the World Series

Author: Kerry Costello/Friday, 15 August 2014

The Australian participants for the 2014 Cal Ripken World Series have completed round 1, winning 3 out of 4 games. Today they played their first game of the Diamond Bracket defeating the South West team from the USA 4-2.

### Round 1 Games:

#### Australia v Mexico

	1	2	3	4	5	6	R	H	E
Australia	3	1	0	2	0	0	6	5	1
Mexico	0	0	0	1	0	1	2	2	1

Game Highlights: Great team efforts, supporting each other from the start to the last pitch. Outstanding performance from Michael Tovey who pitched a complete game.

#### Canada v Australia

	1	2	3	4	5	6	R	H	E
Canada	1	0	3	0	0	0	4	4	0
Australia	0	2	9	0	0	x	11	10	1

Game Highlights: scored nine runs in the third inning on a RBI double by Ky Jackson, an RBI double by Caleb Shepherd, a three-run double by Mitchell Chase, and both a two-run triple and two-run double by Jarryd Wood. Australia's player of the game was awarded to Jarryd Wood for his batting and starting pitching.

Australia: Stellar Performance by Australia puts them 2-0

#### Korea v Australia

	1	2	3	4	5	6	R	H	E
Korea	2	0	0	3	2	0	7	8	2
Australia	1	0	0	0	0	0	1	2	0

Game Highlights: Ky Jackson was outstanding on the mound and Kurtis King was able to shut down the Koreans. Awesome play at short stop by Ethan Stacy, diving for the ball and making the out at home in big league style.

Australia: Unable to get the win, falls to 2-1

#### Australia v New Zealand

	1	2	3	4	5	6	R	H	E
Australia	1	0	0	5	0	5	11	9	1
NZ	0	4	2	0	1	3	10	9	1

Game Highlights: Team played well defensively, great pitching from Jarryd Wood and huge homerun from Ky Jackson.

Australia: Comeback win for Australia, puts them 3-1

### Diamond Bracket Games:

#### South West v Australia

	1	2	3	4	5	6	R	H	E
South West	2	0	0	0	0	0	2	8	2
Australia	1	0	3	0	0	0	4	8	1

Game Highlights: Team was extremely positive with most players getting hits. Stand out performances from Mitchell Schofield with two hits and Zac Lawrence with two hits and great catching.





## Overseas' Tours SINGAPORE

### Perth Heat Colts: Singapore Classic



#### GAME 1: PERTH HEAT COLTS BLACK

Playing in their first tournament off Australian soil, the boys seemed a little timid and sluggish in the beginning. After nearing the run limit allowance, the boys finally got their feet wet and stepped up to the plate. The bats started to wake up towards the end of the game as the boys played three before bowing out to the Singapore Thunder 16-3.

#### GAME 2: PERTH HEAT COLTS RED

After their own sluggish start found them in a 2-0 hole. The boys countered with aggressive base running, timely hitting, and effective pitching. Offensively, the Mustangs were led by BJ Cooke, whose hits included a HR and two singles. Jayden Mitchell also shone at the plate with two doubles. Ayden Cartwright led the team on the mound going three strong innings in relief to get the win. The final score saw the Mustangs win 12-6.

#### GAME 3: PERTH HEAT COLTS RED

The second game for the Mustangs picked up right where they ended. Ben Moncrief started strong and threw 2 innings. Josh Lavender came on in relief, throwing three strong innings to pick up the win. Offensively, the Mustangs were led by Michael Tovey, who is batting 1.000 for the tournament. D'Arcy Steer and Tom Druzianich

were key contributors in leading the Mustangs over the Singapore Thunder 17-2.

#### GAME 4: PERTH HEAT COLTS BLACK

The second game of the day saw the Broncos come out and begin competing right away. In a complete turn around from game one, the Broncos took the lead. The first two innings see sawed back and forth before the Mustangs exploded in the third inning getting strong hits from Nic Druzianich, Daniel Carter, and Jesse Phelan, as well as the rest of the lineup. With 2 outs and the bases loaded, Kaleb Ruri was called to the mound to shut down the The Hit Factory White Sox and did just that with a strike out. Kaleb would go the rest of the way to get the win for the Broncos by a score of 14-6.

#### GAME 5: PERTH HEAT COLTS WHITE

As day 2 began, the White team found themselves as the lone Aussie team playing baseball. They struck early and often for a convincing 23-2 win over Kuala Lumpur. While the game was shortened by the run differential, the Clydesdales were not to be slowed as all 13 players garnered a run scored, stole a base, and hit safely. Offensively Evan Perera, Nick Haring, and Dylan Hokins-Trelor led the way. Zac Taylor set the tone with two solid innings striking out five batters in earning the win.

**GAME 6: PERTH HEAT COLTS WHITE**

The second game of the day saw the Clydesdales continue their hot offensive performance by plating three runs in the first inning. Jordano Vivona started off the game with an opposite field double. Riley Cross added a two run single and the flood gates opened again as the Clydesdales went on to win 9-2. Stellar defensive plays were found throughout the game as Daniel Stephenson threw out two runners trying to steal third. Callum Johnson followed up his three inning start with an ESPN Webgem nomination, diving up the middle and throwing from his knees to prevent Dubai from starting a late inning rally. Evan Perera closed out the game allowing 1 run over the remaining three innings.



**GAME 7: PERTH HEAT COLTS WHITE**

The final game in Bracket B saw the Clydesdales matched up against The Hit Factory Red Sox. The first four innings were back and forth as the teams were evenly matched. Etienne started the game and limited the Red Sox to 1 run in the first three innings. Evan Perera worked a 10 pitch at bat for a base on balls. After stealing second. Matt Coleman doubled in Evan to give the Clydesdales the early lead. The fourth inning saw the wheels fall off the wagon and eventually fell 9-2.

**GAME 8: PERTH HEAT COLTS BLACK vs PERTH HEAT COLTS RED**

The final game of Pool A saw a matchup of Perth teams with the seasoned Mustangs taking on the upstart Broncos. Jacob Lewis held the Mustangs at bay over two innings of work. The veteran Mustangs slowly started to take control and worked out to a 14-0 lead led by Ben Moncrief's timely hits. However, they were limited by great defensive play from Ben Lewis behind the plate and an unassisted double play by Nicholas Tovey. Facing the 10 run rule deficit the Broncos stepped up to bat, loaded the bases and plated two runs. Isaac Ruri scored on Josh Davies' fielders choice and the final run scored on a sac fly making the final 14-2.



**GAME 9: PERTH HEAT COLTS BLACK**

The consolation bracket saw the Broncos matched up against Dubai. Kaleb Ruri was able to limit the Dubai Team to three runs over five innings and the Mustangs were hanging tough down 3-2. Ben Lewis was a catalyst for the Broncos with his never give up attitude, but the Broncos fell to Dubai 5-3.

**GAME 10: PERTH HEAT COLTS WHITE vs HEAT COLTS RED**

The Championship Bracket saw the second seeded Mustangs squaring off against the third seeded Clydesdales to go to the grand final. The Clydesdales jumped out to a 2-0 lead from Tarrant Reimers 2 run home run. Over the next few innings the Clydesdales increased their lead to 5-0 on the back of strong pitching from Callum

Johnson. The Mustangs finally got on the board and closed the gap to 5-3. Over the next two innings the score would increase to 6-3 setting up some late inning drama. The 5th saw the Mustangs plate a run and have a runner on second. Zac Taylor fielded a ground ball turned to throw to third, decided to take take the out at first instead, but Riley Cross dropped the ball. Cross calmly retrieved the ball and threw to home to get the runner and then the catcher threw to second to get the rare 1-3-2-6 two out play. The Clydesdales would add 1 more run in the top of the sixth, bringing the score to 7-4. The Mustangs would add more drama to the end of the game as they loaded the bases to start the inning bringing

in Evan Perera to close out the game. With one out and the bases loaded, Michael Tovey stepped to the plate. With one swing, Michael sent the ball into the night sky to strait away centerfield. Matt Coleman tracked down the ball for the second out and then threw a bullet to home. Ben Hewett received the the cutoff throw from Evan Perera and laid down a tag to get the final out and secure a bid to the Championship game.

#### GAME 11: PERTH HEAT COLTS BLACK

In the consolation Bracket final game, the Broncos drew Kuala Lumpur. Batting first, the Broncos took a three run lead led offensively by Ben Lewis, Daniel Carter, and Nic Druzianich. The Broncos would increase the lead to 7-3. In the fifth inning, the Broncos opened the flood gates capped by a home run from Duncan Mclsaac. Defensively Jesse Phelan started the game, limiting KL to three runs and striking out three over two innings. Daniel Carter came on next and would give up a run pitching the next two innings. Daniel would load the bases in the fifth after walking in a runner. Ben Lewis would come in and get an infield fly and a force out at home. KL needed to score a run to keep the game going, and for a minute it looked like they had accomplished that goal with a hit to the gap between first and second. However, Jacob Lewis laid out and stopped the ball after sprawling on the ground looking for the ball, Jacob gathered the ball and threw to first from his stomach just beating the runner to earn his we gem moment and end the game.

#### GAME 12: PERTH HEAT COLTS RED

The championship bracket 3rd place game featured the Mustangs vs the THF Whitesox. The Mustangs found themselves in a 3-0 hole early and then Michael Tovey and Ben Moncrief hit back to back home runs to open the flood gates. Ayden Cartwright shut down the White Sox the rest of the way and the Mustangs went on to win the 3rd place game by a score of 15-4.

#### GAME 13 PERTH HEAT COLTS WHITE

The Championship game featured the Clydesdales against the hometown THF Red Sox. This was a evenly played game throughout the first three innings as the score was 0-0 and each team had the same number of pitches thrown. The third inning was the best chance for the Clydesdales to score as Matt Coleman reached on a base on balls, stole

second, and later advanced to third on a fielders choice. However, he would be stuck on third as teammates struck out against a strong pitcher. Evan Perera threw four strong innings but the Red Sox were able to squeeze across three runs. Dylan Hopkins-Trelor came on in relief after Perera ran into trouble in the fifth. Tarant Teimers broke up the no hitter, but the Clydesdales were never able to gain any momentum and fell 4-0.



THF Singapore Classic Cy Young Pitcher of the Tournament goes to Perth Heat Black member Kaleb Ruri (pictured left).

#### A NOTE FROM STEVE FISH

The coaches who travelled with the teams to Singapore were: Glen Tovey, Adam Stephenson, Jim Charette, Dan Grice, Dave Grice, Dennis Grice, Andy Cooke, Joris Van Ballegooy. It

was a great experience and learning curve for the young coaches.

We had a private tour of Universal Studios, went to the waterpark and conducted our own tour of the business district. The boys each played a practice game before the tournament started. Our three teams finished 2nd, 3rd, and 5th in the tournament.

There were 3 Singapore teams, 3 Perth teams, and a team from Dubai and Kuala Lumpur. The team made up of Northern Metros players/South Perth finished 2nd. Swan Hills and Centrals players combined most of the 3rd place team. Our development team coached by Glen Tovey was made up of younger players and battled for a couple wins. These three charters ended up being semifinalists in the Little League National Tournament and it was a great preparation for the Little League State and National Championships.



# Overseas' Tours DUBAI AND SOUTH AFRICA



KAZMIEROWSKI, Caige	South Perth
WHITEBROOK, George	South Perth
CAMERON, Jarrod	South Perth
HENDRICKSON, Matthew	Wembley
HARRISON, Cooper	Swans
STANTON, Jacob	Carine
SIMPSON, Blake	Gosnells
DOHERTY-BIGARA, Bradley	Gosnells
QUAIN, Matthew	Gosnells
MIZERSKI, Ike	Gosnells
BABIC, Jack	

**GAME #1:** The Kookaburras started off sluggish and found themselves down 4-0. George Whitebrook scored the first run on some aggressive base running, scoring from 2nd on an infield single by Jacob Stanton. The team found themselves down 7-1 entering the bottom of the 3rd but remained disciplined at the plate. Everyone in the lineup drew a walk and some timely defensive miscues by Dubai helped the Kookaburras close the gap to 7-6. Unfortunately, Dubai was able to add to their lead and the game was stopped due to the time limit with a final of 9-6.

**GAME #2:** Jarrod Cameron lead the way scoring early and often en route to an 11-1 win over Bahrain. The team drew 14 walks and 3 hits were collected by Jarrod, George, and Ike. Defensively, Jacob Stanton limited Bahrain to 1 run on 37 pitches and Ethan Smith came up with a 1, 2, 3 inning to end the ball game at the end of three due to the time limit and run rule.

**GAME #3:** The team struggled to find any rhythm early on and Qatar used this to slowly build an 8-0 lead through 2 innings. Three pitchers were used through three innings and Qatar increased their lead. Faced with adversity for the first time, the team was challenged to approach the situation differently and redeem themselves by competing to the end. Jack stepped up with a well hit ball and Jacob scored the first run to once again get things started. Both Ethan and Bradley, had a great game defensively making several running catches in fair and foul territory from the first base and catcher positions.

The last inning finally saw the Kookaburras offence wake up as hits were registered by Caige, Matt Q., Ike, & Jacob. Jack tried to keep the hit parade rolling and nearly added to the score. His laser line drive was caught to end the game.

**GAME 4:** Played a really close game against Saudi Arabia. Some defensive miscues allowed four runs to score early on. Ike Mazerski tallied a hit and others drew some walks, but the team was not able to capitalise on the opportunities that were present. Saudi Arabia was able to tack on some runs late and game time once again lead to a quick ending.

**GAME 5:** Playing the second game of the day, pitching became the focus point of the game. Kuwait drew several walks as the pitches they did swing at just landed in very open space on the field. This led to a quick deficit of 9 runs in the first inning. The guys came back to scratch across 2 runs. The third inning saw Kuwait stretch the lead again finding the gaps and drawing walks. However, the bottom

of the third saw the Kookaburras have their best offensive inning of the tournament. Six runs were plated on seven hits (Cameron, Whitebrook, Kazmierowski, Smith, Babic, Quain, and Stanton). Unfortunately, game time cut this rally short, but showed what the guys are capable of accomplishing.

**GAME 6:** This game started down two guys with one injured in a previous game and another having caught a bug. At game time the Dubai team asked to have a couple of guys fill in as their players were late arriving from school. Caige and Cooper were sent over allowing the remaining 9 Australians to carry the squad for the entire game. Matthew Hendrickson started on the mound and got through a shaky first inning, but recorded the final out of the inning against fellow Aussie Caige on a fly ball to CF. Jacob came on and threw two scoreless innings to keep the score at 3-0. The third inning saw the bats finally awaken and the Kookaburras were able to plate two runs, Jarrod attempted to tie the game on a past ball but was called out just short. Matt came to the mound and threw the next two innings. He got into some trouble late, but was able to bear down and record outs and end the inning on well played 2-1-5-2 rundown situation. Down by a score of 5-2, Matt scratched a run across the board helping is own cause but the momentum was killed on the third double play of the evening. Down by a score of 5-3, the Kookaburras were challenged to take the lead in the same fashion that they ended the day previously. Jacob Stanton singled and advanced to second on a throwing error. George followed with a walk. Blake then blasted a double to the left field wall scoring two to tie the game. Jack Babic continued to have success with an infield hit and stole second to eliminate a double play or infield fly. Unfortunately, the Kookaburras were unable to plate the winning run. Then to the bottom of the seventh. Jarrod was on the mound for his second inning of work and had to start off against the fellow Aussies (who remained in the Dubai 11 man lineup). Caige drew a walk and stole second. Jack almost threw Caige out,

as he slid past the bag, but was able to recover prior to the tag. Jacob threw out Cooper at first and Blake almost tried to get Caige at third. Jack blocked the next pitch, but it was able to roll just far enough for Caige to score ending the game.

**GAME #7:** Jarrod lead off the game with a single and quickly stole second. After a hard line out to CF by Jacob, Caige stepped to the plate and hit a towering homerun to left center. Whitebrook held the ME All Stars scoreless in the first and allowed one run in the second. Kazmierowski came on to relieve allowed two runs runs early but held managed to keep the Kookaburras in the game from that point. The fifth saw the Kookaburras reclaim the lead as the bottom of the lineup started to come through in the clutch. Matt played a run to tie the game. Unfortunately the Kookaburras had two runners thrown out at the plate on close plays with passed balls. With two outs, Anthony finally broke the tie on another passed ball chance. Blake came on in relief and threw well for 1 2/3 innings before starting to struggle to find the strike zone. The Kookaburras took the game into the sixth inning before finally succumbing to the ME All Stars.

**GAME #12:** We got to the field to find out we were playing against a 16 year old all star team. We loaded the bases in the first inning and scored two runs with Jarrod and Cage crossing the plate. Blake took the mound and got through the first inning despite giving up one run. The team finally put together a great inning and played five runs to increase the lead started of by a line drive shot from Ethan. Blake began to struggle on the mound, Jacob came on in relief and sparked the team and Matt followed him up and got out of another bases loaded situation. The fifth inning came and the Kookaburras had a 9-8 lead, Ethan hit a shot over the center fielders head but we were unable to capitalize. Caige came on to close the game and protect the one run lead. A ground out and a strike out the Kookaburras were left to get one more out to win the game. The next hitter hit a towering





shot to Center field that Matt lost in the low clouds. As the hitter raced around the bases, Matt Quain chased down the ball and threw to his cutoff man, Jarrod, as the runner races around third Jarrod threw the ball home to hose the runner. Then came a dramatic finish as the entire team correctly assembled to properly fill in a run down situation. Jack, Matt Hendrickson, Caige, Jarrod all handled the ball and threw bullet to try and get the guy before Jack received the ball and ran him down for the routine 8-6-2-5-1-6-2 out to end the ball game. Final Score Kookaburras 9 South African All Stars 8. Anthony followed up the performance with a promised rendition of the haka from his native Maori tradition.

GAME #13: After an emotionally draining victory and home made lunch by the South African committee, the team enjoyed a game of kick ball with new friends while waiting on the rain to subside and the next set of umpires to show. Cooper started the game on the mound, but struggled to find the strike zone and our bats went down in order. The second inning saw Cooper find his groove to keep the score at 5-0. Ethan got things started by reaching first on a dropped third strike, Matt Quain replaced him stole second and came around to score on Cooper's single. Cooper swiped second and third and scored on Jack's single. Blake then doubled to left to bring the score to 5-3. The lack of strikes thrown led to runners coming around and the South African All stars increased the lead to 14-3. The Kookaburras were not able to do anything down the stretch as their hits were unfortunately right to the fielders.

GAME #14: The final day of play began with a beautiful day and the welcome sight of an Aussie flag flying at the grounds. Jacob got the team started with a single and a swipe of second and would score on a passed ball to grab the early 1-0 lead. Ethan would take the mound and have up some hits and walks which led to 5 runs scoring. Down 5-1 the Kookaburras responded with Jack drawing a walk

and Bradley singling to left field. Matt Hendrickson kept the hit parade going to load the bases, while Matt and Jarrod drew walks to score Jack and Bradle, bringing the score to 5-3. Matt would advance home on a passed ball and bringing rounding out the scoring for the Kookaburras at 5-4. The Kookaburras had a few defensive miscues and the SA All stars were able to capitalize and increase the score to 11-4. The Kookaburras would threaten again but could not capitalize as runners were left on with the bases loaded. Final score 13-4.

GAME #15: Playing in the final game of the trip the Kookaburras were focused to end in a good note. George Whitebrook took the mound and after some initial trouble found his groove and got out of the jam with a great catch by Cooper and Jarrod throwing a runner out at home. The bottom half of the inning saw the Kookaburras offense come alive as Jarrod, Jacob, Caige, Blake, and George came around to score for an early 5-0 lead. The South African All stars would threaten again loading the bases and would come away with two runs, but Cooper and Jacob made two great catches to get out of the inning. The score would remain that way until the fourth when the SA All stars brought the score to 7-5. The Kookaburras would threaten, but could not capitalize. The SA All stars tacked on four more runs on timely hits and increased the lead to 11-7. The bottom of the fifth saw the Kookaburras come alive to end on a good note. George drew a walk and Ike reached base after being hit by a pitch two times. Brad then walked to load the bases. Jarrod then walked to bring in George. Ike scored on a passed ball and Jacob drew a walk to load the bases. Caige worked the count full and battled off two pitches before being called out on strike three. The boys fought hard and closed out on a good note with a final score of 11-7.

Sincerely  
Guý Bellair



# Overseas' Tours

## SOUTH AFRICA / HONG KONG



### LITTLE LEAGUE MINORS

CARTER, Daniel	Eastern Hills
DASS, Josh	Kalamunda
WAIKATO, Rawiri	Peel
NORVALL, Jordan	Morley
HEEREY, Mitchell	Morley
PARTINGTON-HOPES, Koskei	Morley
WEST, Nathan	Kalamunda
WEST, Michael	Kalamunda
LE QUESNE, Tyson	North Coast
CHAPMAN, Jake	Batavia

### LITTLE LEAGUE MAJORS

BOWINS, Jack	Hedland
CHIERA, Ben	Perth
CIALLELLA, Adam	Eastern Hills
CORNISH, Scott	Willetton
DELLA-SANTA, Jacob	Carine
GIDDY, Ben	Hedland
GOMES, Bryce	Willetton
HENDRIKS, Aiden	Kalamunda
HOLLAND, Zachary	Willetton
MIZON, Rhys	North Coast
MURRAY, Lachlan	Swans
PROCTOR, Joel	North Coast
SMITH, Jordan	North Coast
TOVEY, Michael	Willetton
TURNER-HAMES, Tamikah	Kelmscott
WAIKATO, Joshua	Peel
WAITE, Lachy	Morley
WARREN, Bailey	Hedland

The South Africa / Hong Kong Tour departed for Cape

Town (via Singapore) on the 22nd April 2014. This was straight after the State Championships held at Mirrabooka. The players were excited but tired after hard competition over the Easter weekend. Kids adjust pretty well and, for most of them, a trip of a lifetime.

The tour started off with a night safari and early morning safari with animal spotting the main occupation. Then on a plane and heading off to Cape Town for the business end of the tour. Baseball!!!

The success of the South African leg of the tour was the interreaction between our players and the South African kids. This was a totally different experience from anything they had participated in the past.

South Africa is a country that needs help to develop their coaches including their players. To turn up to a game and find that your opposition has had to borrow gloves, bats etc was a huge shock. Our players just ask Mum or Dad.

These kids play baseball because they love it and don't care if their playing pants or tops are too small.

What came out in the wash is that kids are kids and the game of baseball is a huge draw card for them and they just want to play and have fun.

While in Cape Town the touring party visited the Gold Restaurant for a themed dinner. This also included a session of drumming in which everyone took part. Just loved to see the happy faces of the kids participating in a local event. Table Top Mountain was also a huge success for most people. Not a place for the those with a height problem. Next stop – Hong Kong (via Singapore).

Hong Kong – Half Day island tour & Ocean Park theme park – additional option for Hong Kong Disneyland  
The teams returned to Perth via Singapore on Wednesday 7th May 2014



From Andrew Murray and Glen Tovey

STINGRAYS REPORT - DAY 2 - CAPE TOWN

GAME 3

Day 2 and we are greeted with clouds, light rain and a very fresh breeze!

Welcome to Cape Town Scotty! BOOM over the fence she goes! Solid consistent batting from all the boys against some quality pitching was the name of the game.

Pitching was tight as it comes with Lachlan closing 4, before Adam closed out the game. Plenty of strikes and solid defense lead to a 9 to 5 victory.

GAME 4

Day 2 fatigue is starting to set in. Craig and Aldo start to scratch their heads, swinging rotations make changes and a full strategic meeting over the lunch break sets a plan that will lead the boys home.

Oh no, their best pitcher is back .... Undaunted, each boy picks up his bat, takes a deep breath, loads and all deliver a solid swing. Great offense play leads to early runs on board and the lead.

Jacob and Josh show inspiration on the mound and well supported defense leads to quality hard fought outs.

Victory and spoils are ours with the hardest victory yet, a testimony to the boys nature and character.

4 to 3 victory!! 4 wins 4 games let's keep the chants and awesome stingray teamwork moving forward.

Andrew Murray, EO

BUSHRANGERS REPORT - DAY 2 CAPETOWN

Day 2 of the Cape Town tournament saw your Bushrangers win two closely fought contests against local teams. In Game 1 revenge was exacted on the U14 invitational team that defeated us 6-5 in the first game of the tournament. Aiden Hendricks was the starting pitcher and he threw



well for an innings before getting into trouble in the second innings giving up 5 runs. Ben Chiera relieved and was lights out for the next 4 innings keeping us in the game and yielding a run.

Ben Giddy was awesome behind the plate and had two hits on the day to stamp his authority on the contest. Lachie Waite, Tamikah Turner-Hames and Ben Chiera had 2 hits a piece also whilst Aiden Hendricks and Michael Tovey had one hit each. MT saved his hit for the last inning to drive in the go ahead run sealing a 7-6 come from behind win. Game 2 was against the Western Province invitational LL team. After scoring 4 in the top of the first inning to start the game the Bushrangers were left shell shocked when they gave up 5 runs in the bottom of the first. Ben Giddy was the starting pitcher and he toiled without a lot of luck. He gave way in the second inning to Zach Holland who mopped up an inherited mess to hold the WP team to 2 runs for the inning. Our fielding wasn't very good in this game but credit to the WP boys for their commitment to put the ball into play and run hard. Zach 'Dutchy' Holland pitched incredibly well to not give up any more runs for the rest of the game and Michael Tovey had a great game behind the dish. With the bats Michael Tovey continued his fine form with the bat to have 3 hits including a bases clearing double in the last inning to give the Bushrangers the lead. Ben Chiera and Bayley Warren each had two hits whilst Joel Proctor, Tamikah Turner-Hames and Lachie Waite had one hit each. In a game where the Bushrangers

were in trouble against a younger more spirited opposition, it was a fabulous come from behind victory which was the theme for the day. Hats off must go to assistant coach John 'Uncle Dave' Holland who made the call of the day to suggest that coach GT open the bag of Allens snakes and feed them to the players before our last at bats. It turned out to be the crucial catalyst to get the team going for their 10-7 win!

Glen Tovey  
Team Manager





# Overseas' Tours

## USA COLTS WINTER TOUR

June 13th – July 21st, 2014

Zach Atlas  
 Conor Bachman  
 Jake Baker  
 Steven Baxter  
 Joel Beches  
 Ulrich Bojarski  
 Kaleb Bradley  
 Ryan Brice  
 Troy Bullingham  
 James Cappello  
 Jordan Coffey  
 Jordan Courcha  
 Ethan Drummond  
 Timothy Dutton  
 Joshua Ellis  
 Travis Erdmann  
 Kyle Froemke  
 Rob Glendinning  
 Jordan Gilbert  
 Nicholas Gillies  
 Louis Goddard  
 Blade Hayter  
 Mathew Hudson  
 Zane Johnson

David John  
 Courtney Jones  
 Jaydyn Keeler  
 Alan Kenny  
 Axel King, Carine  
 Leighton McDonnell  
 Trent McDonnell  
 Brandon Migro  
 Brandon Michie  
 Cody Parkinson  
 Jordan Power  
 Zack Rock  
 Keeley Rodgers  
 Lachlan Seidel  
 David Snow  
 Dawson Summers  
 Zac Swift  
 Tomas Swinson  
 Jake Taylor  
 Harley Underdown  
 Nico van der Linden  
 Connor Vivona  
 Jett Wright  
 Mark Zhang

The coaching staff comprised:

Steve Fish	Owen Reid
Tony Adamson	Jason Ryan
Phil Brassington	Ryan Schurman
Guilliaume Duguay	

The 2014 State Winter Perth Heat Colts trip to the USA was arguably our most successful to date. Playing more games with more players than ever before, the tour included three new states (Idaho, Utah and Arizona) and six US states in total.

Led by seven experienced coaches from multiple Australian states and territories, as well as American and Canadian coaches, representatives between the ages of 14-19 years were able to play a combined total of 108 games. Logging more than 6,300 miles (10,000 kilometers) with a seven-vehicle caravan, tour stops included Los Angeles, Santa Rosa, Sacramento and Eureka, California, as well as Medford, Grants Pass and Portland, Oregon. New to

the tour, Fruitland and Boise, Idaho made for excellent additions to an already eventful five-week journey. Cedar City and Saint George, Utah were also new locations on the Colts tour, and allowed for the tour to expand even more. Rounding out the new additions to the 2014 tour was Arizona, where games were played in Flagstaff.

The Varsity team played in four tournaments, while the two Junior Varsity squads played in a total of four tournaments. Although none of the three teams could bring home a tournament championship, the Varsity earned 2nd Place finishes in the River City Classic Tournament held in Boise, as well as the Firecracker Tournament held in Lake Oswego, Oregon. Junior Varsity Black finished with two 2nd Place finishes as well, in the Crusader Classic in Medford, Oregon and the Baker City Tournament, held in Baker City, Oregon.

The three teams were made up of players from Western Australia, the Australian Capital Territory, New South Wales, South Australia, Queensland and Singapore, which again made the tour an international event for all three teams.

Welcomed with open arms at every stop along the tour, players stayed with host families in California, Oregon and Idaho, and stayed in hotels in Utah, Arizona and Nevada. Sightseeing, tours and cultural experiences were plentiful, and were enjoyed in each of the six states on the tour. Major League Baseball games in Los Angeles and Oakland, zip lining through the Rogue Valley of southern Oregon, whitewater rafting on the Deschutes River (Oregon), a day at the Grand Canyon, the Hoover Dam and the Las Vegas Strip all added to the unique adventures these players were able to enjoy.

Some Junior Varsity players performed well enough during the tour, and were promoted to the Varsity team at various times during the five weeks. Overall, the on-field performance from all players was very good. Every player improved various aspects of his game, progressing exponentially throughout the tour.

The importance of being able to play baseball, and compete against quality competition, (nearly) every day for five weeks is extremely valuable in the development of young, aspiring baseball players. The five-week Perth Heat Colts tour once again proved this to be true, and the 50 players involved in the tour will undoubtedly be well ahead of the curve when their respective baseball season begins.

Interesting facts:

Miles Driven: 42,000  
Kilometers Driven: 57,600  
Vehicles: 7 (Chevy Tahoe, GMC Yukon, 4 Chevy Econo Vans and a Minivan)  
Trailers: 2  
Flat tires: 0  
Breakdowns: 0  
Games played: 108  
Teams: 3  
States traveled through: 6 (California, Oregon, Idaho, Utah, Arizona, Nevada)  
Days: 39  
Combined Days Off: 19 (out of a possible 117)  
Major Television outlet interviews: 1 (Boise, Idaho)  
Newspaper pictures: 3 (Astoria, Oregon, Eureka, California and Medford, Oregon)  
Tournaments played: 8  
Tournament Championships: 0  
Tournament 2nd place: 6  
College fields played at: 5  
Hospital visits: 2  
Scout visits: 40+  
Players remaining behind in USA to play college baseball: 2  
Youngest players: 14 (Jett Wright, Dawson Summers)

RECORDS FOR ALL THREE TEAMS:

(108 total games)  
Varsity: 24-17-1  
Junior Varsity Black: 21-10  
Junior Varsity Red: 11-24  
Overall (3 teams): 56-51-1

MLB GAMES ATTENDED

- Arizona Diamondbacks @ Los Angeles Dodgers, Dodger Stadium
- Texas Rangers @ Oakland Athletics, O.Co Coliseum

TOURS & NOTABLE SIGHTSEEING LOCATIONS

- Fisherman's Wharf (San Francisco, California)
- Avenue of the Giants (Northern California)
- Rogue Valley Zipline Adventure (Gold Hill, Oregon)
- Whitewater rafting (Deschutes River, Oregon)
- Mount Hood National Recreation Area (Hood River, Oregon)
- Crater Lake National Park (Southern Oregon)
- Boise State University (Boise, Idaho)
- Zion National Park (Southern Utah)
- Grand Canyon National Park (Northern Arizona)
- Hoover Dam (Colorado River/Lake Mead, Arizona)
- Las Vegas Strip (Las Vegas, Nevada)



## VARSIITY Schedule & Results – 24-17-1 Overall Record

Result	Date	Day	Time	City	Field	Opponent
L 0-11	14-Jun	Saturday	1pm	Los Angeles, CA	Long Beach CC	Long Beach Legends
W 9-5	15-Jun	Sunday	Noon	Taft, CA	Taft Community College	Bakersfield Braves
L 0-5	16-Jun	Monday	6pm	Sacramento, CA	Sac State University	Sac Stingers
L 1-2	17-Jun	Tuesday	6pm	Sacramento, CA	Sac State University	Sac Stingers
	18-Jun	Wednesday				
	19-Jun	Thursday		Eureka, CA		Bobby Goss Tournament
L 3-7	20-Jun	Friday	1pm	Eureka, CA	Redwoods Fields	Humboldt Eagles
L 3-6			3:30pm	Eureka, CA	Redwoods Fields	Orland Tigers
W 9-1	21-Jun	Saturday	10:30am	Eureka, CA	Redwoods Fields	Orland Tigers
W 5-2			3:30pm	Eureka, CA	Redwoods Fields	Humboldt Eagles
L 1-4	22-Jun	Sunday	1pm	Eureka, CA	Redwoods Fields	Humboldt Eagles
W 6-4			3:30pm	Eureka, CA	Redwoods Fields	Orland Tigers
L 1-9	23-Jun	Monday	7pm (9)	Grants Pass, OR	Agnew Memorial Field	Grants Pass Nuggets
L 2-10	24-Jun	Tuesday	7pm (9)	Grants Pass, OR	Agnew Memorial Field	Grants Pass Nuggets
Rainout	25-Jun	Wednesday	7pm (9)	Grants Pass, OR	Agnew Memorial Field	Grants Pass Nuggets
W 8-0	26-Jun	Thursday	3pm	Forest Grove, OR	Pacific University	Cleveland Warriors
W 1-0	27-Jun	Friday	6pm	Forest Grove, OR	Forest Grove HS	Forest Grove Vikings
T 1-1	28-Jun	Saturday	Noon	Forest Grove, OR	Pacific University	Vancouver Storm Devils
L 4-6	29-Jun	Sunday	TBA	Forest Grove, OR	Forest Grove HS	Meridian Idaho
L 2-3	30-Jun	Monday	3pm	Portland, OR	Jesuit HS	Jesuit Crusaders
<b>W 3-1</b>	<b>1-Jul</b>	<b>Tuesday</b>	<b>7:30pm</b>	<b>Lake Oswego, OR</b>	<b>Lake Oswego HS</b>	<b>Lake Oswego Lakers</b>
<b>W 12-4</b>	<b>2-Jul</b>	<b>Wednesday</b>	<b>10am</b>	<b>Tigard, OR</b>	<b>Tigard HS</b>	<b>Tigard</b>
W 12-0	3-Jul	Thursday	9:30am	Lake Oswego, OR	Lakeridge HS	Sunset
W 4-3			Noon	Lake Oswego, OR	Lakeridge HS	Reynolds
W 21-0	4-Jul	Friday	Noon	Lake Oswego, OR	Lakeridge HS	Forest Grove
L 9-18			9:30am	Lake Oswego, OR	Lakeridge HS	Columbia River
W 9-2	5-Jul	Saturday	3:30pm	Lake Oswego, OR	Lakeridge HS	Lincoln
L 4-13			Noon	Lake Oswego, OR	Lakeridge HS	West Linn
W 7-3	6-Jul	Sunday	5pm	Lake Oswego, OR	Lakeridge HS	Wilson
L 4-6			2:30pm	Lake Oswego, OR	Lakeridge HS	
L 6-10			7pm	Lake Oswego, OR	Lakeridge HS	West Linn
	7-Jul	Monday		Maupin, OR	Whitewater Rafting	
W 14-3	8-Jul	Tuesday	1pm	Ontario, Oregon	Treasure Valley CC	
W 7-5	9-Jul	Wednesday	1pm	Boise, Idaho	Fort Boise Park	Idaho Marlins
W 7-1	10-Jul	Thursday	4pm	Boise, Idaho	Mountain View HS	Utah Clutch
W 6-4			7pm		Mountain View HS	Mt. View Toros
W 9-8	11-Jul	Friday	2pm	Boise, Idaho	Fort Boise Park	Salt Lake Gulls Red
W 9-6	12-Jul	Saturday	4pm	Boise, Idaho	Rocky Mountain HS	Seattle Wave
W 3-0	13-Jul	Sunday	10am	Boise, Idaho	Fort Boise Park	Rocky Mountain HS
L 2-4			4pm	Boise, Idaho	Fort Boise Park	Spokane
	14-Jul	Monday		Salt Lake City		
W 9-5	15-Jul	Tuesday	1pm	Cedar City, UT	Canyon View HS	Canyon View
L 5-6			12:30pm	St. George, UT	Pine View HS	St. George Sentinels
W 5-4	16-Jul	Wednesday	5pm DH	Flagstaff, AZ	Coconino HS	Coconino HS
W 13-0						
	17-Jul	Thursday		Hoover Dam		
	18-Jul	Friday		Las Vegas, Nevada		
<b>L 1-10</b>	<b>19-Jul</b>	<b>Saturday</b>	<b>8pm</b>	<b>Las Vegas, Nevada</b>	<b>UNLV</b>	<b>Las Vegas Patriots</b>
W 14-10	20-Jul	Sunday	10am	Las Vegas, Nevada	Shadow Ridge H.S.	Shadow Ridge Mustangs

## JUNIOR VARSITY BLACK Schedule & Results – Overall Record 21-10

Result	Date	Day	Time	City	Field	Opponent
W 6-3	14-Jun	Saturday	10:30am	Los Angeles, CA	Long Beach CC	Long Beach Dirtybirds
<b>L 5-6</b>	<b>15-Jun</b>	<b>Sunday</b>	<b>Noon</b>	<b>Taft, CA</b>	<b>Taft High School</b>	<b>Bakersfield Braves</b>
L 5-6	16-Jun	Monday	4pm	Sacramento, CA	Sac State University	Sac Stingers
L 1-9	17-Jun	Tuesday	4pm	Sacramento, CA	Sac State University	Sac Stingers
	18-Jun	Wednesday				
<b>W 8-3</b>	<b>19-Jun</b>	<b>Thursday</b>	<b>5pm</b>	<b>Medford, OR</b>	<b>St Mary's HS</b>	<b>St Mary's Crusaders</b>
<b>W 5-0</b>	<b>20-Jun</b>	<b>Friday</b>	<b>10am</b>	<b>Medford, OR</b>	<b>St Mary's HS</b>	<b>St Mary's Crusaders</b>
<b>W 10-7</b>	<b>21-Jun</b>	<b>Saturday</b>	<b>8am</b>	<b>Medford, OR</b>	<b>St Mary's HS</b>	<b>Best Speed Sacramento</b>
<b>W 7-2</b>	<b>22-Jun</b>	<b>Sunday</b>	<b>Noon</b>	<b>Medford, OR</b>	<b>St Mary's HS</b>	<b>Klamath Falls</b>
<b>L 1-8</b>			<b>5pm</b>	<b>Medford, OR</b>	<b>St Mary's HS</b>	<b>Best Speed Sacramento</b>
	<b>23-Jun</b>	<b>Monday</b>				
<b>W 15-2</b>	<b>24-Jun</b>	<b>Tuesday</b>	<b>4pm</b>	<b>Medford, OR</b>	<b>Eagle Point HS</b>	<b>Eagle Point</b>
Rainout	25-Jun	Wednesday	5pm	Medford, OR	St Mary's HS	Yreka
	26-Jun	Thursday				
W 6-3	27-Jun	Friday	3pm	Portland, OR	Jesuit HS	Sprague
L 6-11	28-Jun	Saturday	6pm	Portland, OR	Jesuit HS	Jesuit Crusaders
L 3-9	29-Jun	Sunday	TBA	Portland, OR	Jesuit HS	Banks
W 7-2	30-Jun	Monday	6pm	Portland, OR	Jesuit HS	Jesuit Crusaders
<b>W 9-8</b>	<b>1-Jul</b>	<b>Tuesday</b>	<b>5pm</b>	<b>Lake Oswego, OR</b>	<b>Lake Oswego HS</b>	<b>Lake Oswego Lakers</b>
<b>W 7-2</b>	<b>2-Jul</b>	<b>Wednesday</b>	<b>1:30pm</b>	<b>Tigard, OR</b>	<b>Tigard HS</b>	<b>Tigard</b>
<b>W 13-0</b>	<b>3-Jul</b>	<b>Thursday</b>	<b>6pm</b>	<b>Portland, OR</b>	<b>Wilson HS</b>	<b>Wilson</b>
L 0-6	4-Jul	Friday	11:45am	West Linn, OR	West Linn HS	Rock Creek (Tourney)
W 3-2	5-Jul	Saturday	TBA (2 JV Teams)	West Linn, OR	West Linn HS	Jesuit Crusaders
L 5-6	6-Jul	Sunday	1pm	West Linn, OR	West Linn HS	Grants Pass Miners
	7-Jul	Monday		Maupin, OR	Whitewater Rafting	
W 19-2	8-Jul	Tuesday	5pm	Baker, Oregon	Baker HS	Milton Freewater
W 7-2			7pm	Baker, Oregon	Baker HS	Baker City
	9-Jul	Wednesday	OFF	Baker, Oregon	Baker HS	
	10-Jul	Thursday	OFF	Baker, Oregon		
W 6-5	11-Jul	Friday	1:30pm	Baker, Oregon	Joe Rudi Field	Winnemucca # 1
W 9-0			4pm	Baker, Oregon	Joe Rudi Field	LaGrande
W 14-1	12-Jul	Saturday	12:30pm	Baker, Oregon	Carney Lansford Field	Winnemucca #2
W 12-5			4pm	Baker, Oregon	Joe Rudi Field	Baker City
L 2-5	13-Jul	Sunday	TBA	Baker, Oregon	Baker HS	Baker Tournament
	14-Jul	Monday		Salt Lake City		
L 3-9	15-Jul	Tuesday	Noon	Cedar City, UT	Cedar City HS	Canyon View
W 15-0	16-Jul	Wednesday	5pm	Flagstaff, AZ	Coconino HS	Coconino HS
	17-Jul	Thursday		Hoover Dam		
	18-Jul	Friday		Las Vegas, NV		
<b>W 14-11</b>	<b>19-Jul</b>	<b>Saturday</b>	<b>4pm</b>	<b>Las Vegas, NV</b>	<b>UNLV</b>	<b>Las Vegas Patriots</b>
W 17-14	20-Jul	Sunday	1pm	Las Vegas, NV	Shadow Ridge H.S.	Shadow Ridge Mustangs

## JUNIOR VARSITY **RED** Schedule & Results – Overall Record 11-24

<u>Result</u>	<u>Date</u>	<u>Day</u>	<u>Time</u>	<u>City</u>	<u>Field</u>	<u>Opponent</u>
L 1-12	14-Jun	Saturday	10:30am (DH)	La Habra, CA	Whittier Christian HS	East LA Dodgers
L 1-8						
	15-Jun	Sunday				
L 2-5	16-Jun	Monday	2pm	Santa Rosa, CA	Healdsburg Rec Park	Redbirds
L 5-6	17-Jun	Tuesday	8:30am	Santa Rosa, CA	Healdsburg Rec Park	Seminoles
L 7-9			2pm	Santa Rosa, CA	Healdsburg Rec Park	SSK Reds
L 7-11	18-Jun	Wednesday	9am	Santa Rosa, CA	Rec Park	SSK Reds
L 2-4			11:30am	Santa Rosa, CA	Rec Park	Marin Warriors
	19-Jun	Thursday				
L 3-5	20-Jun	Friday	12:30pm	Medford, OR	St Mary's HS	Best Speed Sacramento
W 17-5	21-Jun	Saturday	12:30pm	Medford, OR	St Mary's HS	Klamath Falls
W 8-7			5pm	Medford, OR	St Mary's HS	Klamath Falls
L 17-1	22-Jun	Sunday	9am	Medford, OR	St Mary's HS	Best Speed Elite
W 18-5			1pm	Medford, OR	St Mary's HS	St Mary's
L 7-11	23-Jun	Monday	4pm	Grants Pass, OR	AgnewMemorial Field	Grants Pass Miners
L 3-11	24-Jun	Tuesday	4pm	Grants Pass, OR	AgnewMemorial Field	Grants Pass Miners
	25-Jun	Wednesday				
	26-Jun	Thursday				
W 6-2	27-Jun	Friday	6pm	Portland, OR	Gabriel Park	Lincoln
W 9-5	28-Jun	Saturday	Noon (DH)	Portland, OR	Gabriel Park	Lincoln
L 2-4	29-Jun	Sunday	Noon (DH)	Portland, OR	Westview HS	Westview
W 15-6						
W 7-5	30-Jun	Monday	6pm	Portland, OR	Madison HS	Madison Senators
L 4-6	1-Jul	Tuesday	3pm	Astoria, OR	Astoria HS	Astoria
L 6-7	2-Jul	Wednesday	4pm DH	Hillsboro OR	Liberty HS	Liberty
L 6-10						
W 6-5	3-Jul	Thursday	4pm	Tualatin, Oregon	Tualatin H.S.	Tualatin
L 3-6	4-Jul	Friday	9am	West Linn, OR	West Linn HS	Wilson (Tourney)
L 3-7	5-Jul	Saturday	9am	West Linn, OR	West Linn HS	Big Bang Tournament
L 11-17	6-Jul	Sunday	11am	West Linn, OR	West Linn HS	Jesuit
	7-Jul	Monday	OFF	Maupin, OR	Whitewater Rafting	
L 2-3	8-Jul	Tuesday	1pm	Fruitland, Idaho	Fruitland HS	Treasure Valley Stars
W 10-7	9-Jul	Wednesday	4:30pm DH	Boise, Idaho	Bishop Kelley HS	Bishop Kelley Barons
L 5-10	10-Jul	Thursday		Boise, Idaho		
L 1-6	11-Jul	Friday	7:00pm	Caldwell, Idaho	Vallivue HS	Vallivue Titans
L 11-12	12-Jul	Saturday	1:00pm	Caldwell, Idaho	Vallivue HS	Vallivue Titans
	13-Jul	Sunday		Boise, Idaho		
	14-Jul	Monday		Salt Lake City, UT		
L 7-9	15-Jul	Tuesday	1pm	Cedar City, UT	city field	
W 15-0	16-Jul	Wednesday	7pm	Flagstaff, AZ	Coconino HS	Coconino HS
	17-Jul	Thursday		Hoover Dam		
	18-Jul	Friday		Las Vegas, NV		
W 6-4	19-Jul	Saturday	1pm	Las Vegas, NV	UNLV	Las Vegas Patriots
L 2-14	20-Jul	Sunday	3pm	Las Vegas, NV	Shadow Ridge H.S.	Shadow Ridge Mustangs





# Annual Report - Baseball WA Ltd

## GOODWILL “DOWN UNDER”

### Goodwill “Down Under” Youth Baseball Invitational

This year saw Goodwill “Down Under” take on a new look. For the first time we had four divisions:

U12s U14s U16s U18s

plus the addition of teams from The Hit Factory, Singapore. Goodwill USA also attended with two (2) teams.

The tournament was held at both the junior and senior grounds of the Swan Districts Baseball Club and was held over the New Year break.

Little Leaguers were welcome and the coaches used the event as extra game time for selection of their squads for the Easter Little League Championships.

This year was also the last time that State Under 14 teams competed as the Australian structure now follows Little League International and they will no longer hold Under 14 National Tournaments.

The next Goodwill “Down Under” will see this group swap to the Charter system.

SEAYBST and Braves Baseball Club also competed in the two top age brackets.

Traditionally Goodwill has been held to allow the State teams game time before the National Championships held in January. This again happened with strong teams competing from the USA.

Singapore visited Perth for the first time and were very competitive. They will visit again this year and have promised much stronger teams. Due to Singapore’s involvement, Indonesia will be competing in this year’s tournament.

Volunteer umpires and scorers gave up their holiday time to help out at the tournament. All did a fantastic job and will be welcomed back at the next one in December. Everyone stepped up to make sure that the players had officials at all games. Thanks to Lou Bonomi (umpires) and Caroline Adamson (scorers) for their efforts.

The grounds were in picture perfect condition and the huge effort that Swans put in to keep the grounds in such great condition is to be highly recommended and they have set a standard that will be hard to maintain. A huge thank you to Kevin Carey, Rob Daniele and Marina Brennan (Swans Seniors and Juniors). Thanks also to both canteen and grounds staff. Fantastic effort.

A huge thank you goes to Caroline Adamson who was at



the tournament from start to finish. Did live scoring and made sure that the scorers needs were covered. All game information and results on the website were also a result of Caroline’s hard work.

Thank you to David Hayes for your support in the build up to the tournament and for the duration of the tournament. The Goodwill “Down Under” will get bigger and more volunteers will be needed to make sure of its continued success.

The Novotel Vines in the Swan Valley were huge supporters of the Goodwill Tournament and supplied accommodation to coaches and parents of the USA team and the Singapore families (including players) at a special cut price. Free gold was on hand for many of the coaches.

A huge thank you needs to be given to Kylie Janney, Marketing Manager, Colonial First State Global Asset Management @ Midland Gate Shopping Centre. It is through Kylie that Goodwill “Down Under” received much needed sponsorship from Colonial First.

Fielders Choice through Dean White and Geoff Hooker were amazing and their support goes well beyond expectations. Their sponsorship is always there for baseball and they have become a huge part of the baseball family.

Goodwill “Down Under” will be held at the South Perth Baseball Club from the 21st to 24th December.



# Annual Report - Baseball WA Ltd

## LEIGH GODFREY



### From one diamond to the other: Leigh Godfrey talks baseball and softball

Author: Kerryn Costello/Thursday, 21 August 2014/  
Categories: News, Emeralds

**L**eigh Godfrey is an outfielder for both the Australian Softball and Baseball teams. She started playing softball when she was eight years old, and starting playing baseball only three years ago.

Leigh is currently playing for Australia in the World Championships for Softball in the Netherlands. She will then travel to Japan where she will play for the Emeralds, the Women's National Baseball team, at the 2014 IBAF Women's World Cup.

Leigh explained the differences between softball and baseball, "the biggest difference is the diamond distance, and baseball uses a smaller ball and they pitch overarm instead of underarm".

"The transition between the two sports was difficult at first, but now that I am used to baseball it makes it easier. However the transition from baseball to softball is always harder, everything gets shorter and quicker".

Her pre-game rituals include going "through her regular warm up routine, which for softball is about an hour before the game and two hours beforehand for baseball. In baseball we take a larger scale batting practice than for softball. During the game I just go out and have fun, generally if I am having fun I play well".

Leigh is making her debut for Australia during the World Cup; she is excited and has high expectations for the team. "After being away with the team during the selection camp, I know our goal is to come home with a gold medal and make Australia proud. We have received generous funding this year, so we are looking to put together a good campaign and come out as winners".

When asked what her future ambitions are her answer is simple, "my focus is to get through the next 7 weeks with the softball championships and then the Baseball World Cup. I will then reassess where I am at and reset my goals". Her advice for other female ball players is "have fun. I have had the opportunity to play both diamond sports and I hope I am not that last person to do that. I hope a number of girls will come through and play both and be able to make both national teams stronger. So overall have fun, enjoy what you are doing and train hard"

### Leigh makes History

LEIGH GODFREY — who competed on Australia's bronze-winning women's national softball team at one of the biggest showcases in women's sport, the 16-nation Women's Softball World Championship in Haarlem, Netherlands in August — has become the first player in history to earn a medal in both the women's softball world championship and women's baseball world championship — and only within weeks of one another. Congratulations Leigh.





# Annual Report - Baseball WA Ltd TRIPLE-A ALL STAR GAME



## Double Aussie top talent at Triple-A All-Star Game

Author: Trish Quayle/Friday, 18 July 2014/Categories: News, Umpire, Southern Thunder

Two Australian's have made their mark at the Triple-A All-Star Game. Perth's RHP Liam Hendriks earned the win and MiLB.com 'Top Star' honours and Umpire Jon Byrne called the game behind the plate.



MiLB.com describes how Perth Heat hurler Liam Hendriks shined the brightest among minor league baseball's stars, earning the win and MiLB.com 'Top Star' honors in the International League's 7-3 win over the Pacific Coast League.

Hendriks threw two shutout innings and struck out four PCL All-Stars to set the tone for the IL. He allowed just one hit and left the 27th annual event with a 4-0 lead the IL would not relinquish.

NOTE: Kansas City upgraded its bullpen Monday by acquiring pitcher Liam Hendriks and catcher Erik Kratz from the Toronto Blue Jays in exchange for infielder Danny Valencia. Ken Rosenthal first reported the story.

Hendriks, a 25-year-old Australian product in his fourth year in the bigs and a former blue-chip prospect in the Twins organization, is 1-0 with a 6.08 ERA in three starts for Toronto this season.

Unlike many deadline trades, both teams are in strong contention for the playoffs. Toronto had a one-game lead securing the last wild card playoff spot heading in to Monday night's game against Boston, and the Royals are only two games behind the Jays.

- Will Green



# Annual Report - Baseball WA Ltd

## BADA AWARDS

### 2014 Baseball Australian Diamond Awards

Author: Kerry Costello/Monday, 14 April 2014/  
Categories: News, Diamond Awards

The Baseball Australia Diamond Awards presented by Compass Global Markets took place on Saturday evening, April 12th, at the RACV Royal Pines Resort on the Gold Coast.

It was an evening to celebrate baseball in Australia and serve to acknowledge and reward achievements and excellence across all levels of our sport.

#### BASEBALL AUSTRALIA AWARD RECIPIENTS:

- Europcar Volunteer of the Year: Kerri Tsui
- V-Insurance Administrator of the Year: Shayne Bennett
- Majestic Club of the Year: Windsor Royals Baseball Club
- ASC State of the Year: WESTERN AUSTRALIA
- Howling Wolves Official of the Year: Paul Hyham
- Sportslink International Club Coach of the Year: GLEN TOVEY
- Virgin Australia High Performance Coach of the Year: GRAEME LLOYD
- Rawlings Youth Player of the Year: Lewis Thorpe
- Fielder's Choice Open Female Player of the Year: Shae Lillywhite
- New Era Open Male Player of the Year: Grant Balfour

#### AUSTRALIAN BASEBALL LEAGUE AWARD RECIPIENTS:

- Russell Athletics Chairman's Award: SA Power Networks
- Compass Global Markets Team Administration of the Year: Canberra Cavalry
- Media Award: Chris Coleman and Gilbert Gardiner



- CJ Auto Electrics Rookie of the Year: Lewis Thorpe, Melbourne Aces
- Sam Bat Champion Crusher: Ryan Casteel, Melbourne Aces
- New Era Pitching Champion: Mike Ekstrom, Perth Heat
- Franklin Sports Reliever of the Year: Koo Dae-Sung, Sydney Blue Sox
- Rawlings Gold Glove: JOEY WONG, PERTH HEAT
- Fielders Choice "Play" of the Year: Jack Murphy's 1st Asia Series Homerun, Canberra Cavalry



Helms Award: Ryan Casteel, Melbourne Aces

#### HALL OF FAME INDUCTEES:

- Phil Alexander, playing 1968-1988
- KAYE GREENHAM, playing 1947-1967 (Kaye is pictured left)
- Brendan Kingman, playing 1989-1999, 2000-onwards

# Australian Baseball League

ALCOHOL.THINK AGAIN

## PERTH HEAT

RESULTS, STANDINGS AND REPORTS





# Perth Heat HEAT SEASON STATISTICS

## 2013-14 ABL Season Statistics



Individual Stats (Batting) (click column headers to sort)																			
Player	POS	G	AB	R	H	2B	3B	HR	RBI	TB	BB	SO	SB	CS	OBP	SLG	AVG	OPS	E
Brandon Tripp	OF	46	174	32	58	15	1	10	41	105	13	36	4	2	.398	.603	.333	1.001	1
George Barber	OF	29	90	22	29	5	1	3	7	45	10	21	9	2	.402	.500	.322	.902	2
Corey Adamson	CF	28	106	16	33	5	3	0	12	44	14	16	8	5	.393	.415	.311	.809	0
Tim Kennelly	DH	34	132	18	40	5	1	4	16	59	9	13	4	1	.345	.447	.303	.792	
Matt Kennelly	C	41	151	17	45	3	0	5	25	63	12	14	2	0	.349	.417	.298	.766	1
Joey Wong	SS	45	169	27	49	8	1	2	18	65	20	20	7	5	.381	.385	.290	.766	5
Tucker Nathans	2B	38	150	21	42	12	0	3	23	63	14	22	9	4	.345	.420	.280	.765	7
Luke Hughes	2B	29	108	15	29	9	0	3	15	47	9	29	1	0	.350	.435	.269	.785	7
Allan de San Miguel	C	16	57	7	15	2	0	3	10	26	8	14	0	0	.368	.456	.263	.824	1
Alex Stuart	IF	31	98	11	24	3	0	1	8	30	4	22	3	1	.279	.306	.245	.585	8
Adam Courcha	OF	3	10	2	2	0	0	0	0	2	3	0	0	0	.385	.200	.200	.585	0
Matt Dixon	2B	17	32	3	5	0	0	0	0	5	5	14	1	0	.270	.156	.156	.427	1
Ben Shorto	OF	5	7	0	1	1	0	0	0	2	0	2	0	0	.143	.286	.143	.429	1
Jake Bowey	C	7	18	4	2	0	0	0	1	2	3	4	1	0	.227	.111	.111	.338	0
Sam Kennelly	SS	25	67	6	7	0	0	0	1	7	6	24	1	0	.211	.104	.104	.315	3
Pita Rona	1B	7	22	1	2	0	0	0	3	2	0	12	0	0	.160	.091	.091	.251	0
Robert Ireton	OF	2	3	0	0	0	0	0	0	0	0	2	0	0	.000	.000	.000	.000	0
Jason Warburton	OF	3	4	0	0	0	0	0	0	0	1	2	0	0	.200	.000	.000	.200	0
Chris Wilson	C	2	2	0	0	0	0	0	0	0	0	0	0	0	.000	.000	.000	.000	0

Individual Stats (Pitching) (click column headers to sort)																			
Player	W	L	ERA	G	GS	CG	SHO	SV	IP	H	R	ER	HR	HB	BB	SO	WHIP	HLD	GF
Jack Frawley	7	2	2.07	12	11	3	0	0	74.0	64	19	17	2	2	18	54	1.11	0	1
Anthony Claggett	4	3	2.96	12	12	0	0	0	70.0	57	26	23	3	0	30	44	1.24	0	0
Mike Ekstrom	5	1	0.72	7	7	1	1	0	50.1	31	4	4	0	1	10	57	0.81	0	0
Daniel Schmidt	6	2	3.22	12	9	0	0	0	50.1	55	20	18	4	4	13	30	1.35	1	1
Scott Mitchinson	3	0	2.70	18	0	0	0	2	30.0	18	11	9	2	3	22	23	1.33	7	6
Brendan Wise	3	2	3.86	16	0	0	0	6	23.1	26	13	10	3	1	8	22	1.46	2	10
Kevin Grendell	0	1	6.23	12	3	0	0	1	21.2	23	22	15	0	3	21	22	2.03	1	3
Cameron Lamb	2	1	0.93	16	0	0	0	4	19.1	14	4	2	0	0	13	14	1.40	1	10
Zach Staniewicz	1	0	0.55	5	2	0	0	0	16.1	6	2	1	0	4	11	6	1.04	0	3
Brian Baker	1	0	1.69	4	2	0	0	0	16.0	11	4	3	0	1	4	14	0.94	1	0
Adam Milson	0	0	5.25	7	0	0	0	0	12.0	15	11	7	1	2	6	10	1.75	2	2
Warwick Saupold	0	1	4.91	9	0	0	0	3	11.0	9	6	6	0	0	6	7	1.36	1	5
Piloon Jang	0	0	0.00	2	0	0	0	0	3.1	1	0	0	0	0	0	0	0.30	0	0
Josh Silvi	0	0	6.75	2	0	0	0	0	2.2	4	3	2	0	0	3	0	2.63	0	1
Liam Baron	0	1	--	1	0	0	0	0	0.0	0	1	0	0	1	0	0		0	0

Australian League: Team Stats (Batting) (click column headers to sort)																	
Team	G	AB	R	H	2B	3B	HR	RBI	TB	BB	SO	SB	CS	OBP	SLG	AVG	OPS
Perth	46	1521	222	419	75	8	34	196	612	156	288	52	20	.352	.402	.275	.754
Canberra	46	1556	210	394	79	9	22	191	557	174	303	52	15	.336	.358	.253	.694
Melbourne	46	1507	180	373	68	3	35	159	552	133	282	35	14	.313	.366	.248	.679
Sydney	46	1535	180	370	76	9	24	158	536	157	319	49	20	.319	.349	.241	.668
Brisbane	46	1517	164	360	62	7	26	150	514	160	347	31	10	.318	.339	.237	.657
Adelaide	46	1486	172	346	64	6	13	149	461	161	336	48	15	.314	.310	.233	.624

## Grand Final Scoreboard – Game 1

7 February 2014

Final/14		GAMEDAY														Box Recap		
ABL Championship Series																		
		1	2	3	4	5	6	7	8	9	10	11	12	13	14	R	H	E
 Canberra (0-1)		0	2	0	1	0	0	0	0	0	0	0	0	0	0	3	12	1
 Perth (1-0)		0	0	0	0	0	2	0	1	0	0	0	0	0	1	4	11	2

W: Lamb, C (1-0, 0.00) ; L: Toler (0-1, 3.86)  
 HR: None.  
 Game Story: [Canberra](#)

### CANBERRA TOP OF THE 1ST

Jon Berti grounds out, shortstop Joey Wong to first baseman Allan de San Miguel  
 Ben Warner grounds out, shortstop Joey Wong to first baseman Allan de San Miguel  
 Casey Frawley grounds out, third baseman Sam Kennelly to first baseman Allan de San Miguel

### PERTH BOTTOM OF THE 1ST

Corey Adamson strikes out swinging  
 Joey Wong lines out to second baseman Jon Berti  
 Tim Kennelly grounds out, second baseman Jon Berti to first baseman Jason Sloan

### CANBERRA TOP OF THE 2ND

Jeremy Barnes strikes out swinging  
 Jack Murphy walks  
 Mike Crouse singles on a ground ball to right fielder George Barber. Jack Murphy to 2nd  
 Michael Wells singles on a ground ball to left fielder Brandon Tripp. Jack Murphy to 3rd. Mike Crouse to 2nd  
 Jason Sloan singles on a bunt ground ball to first baseman

Allan de San Miguel. Jack Murphy scores. Mike Crouse to 3rd. Michael Wells to 2nd  
 Aaron Sloan out on a sacrifice fly to right fielder George Barber. Mike Crouse score.  
 Jon Berti strikes out swinging

### PERTH BOTTOM OF THE 2ND

Brandon Tripp hit by pitch  
 Luke Hughes singles on a ground ball to third baseman Jeremy Barnes. Brandon Tripp to 2nd  
 Matt Kennelly out on a sacrifice bunt, pitcher Brian Grening to first baseman Jason Sloan. Brandon Tripp to 3rd. Luke Hughes to 2nd  
 Allan de San Miguel pops out to first baseman Jason Sloan in foul territory  
 Sam Kennelly called out on strikes

### CANBERRA TOP OF THE 3RD

Ben Warner strikes out swinging  
 Casey Frawley grounds out, third baseman Sam Kennelly to first baseman Allan de San Miguel  
 Jeremy Barnes grounds out to catcher Matt Kennelly

PERTH BOTTOM OF THE 3RD

George Barber flies out to left fielder Aaron Sloan  
Corey Adamson walks  
Joey Wong grounds into a double play, second baseman Jon Berti to shortstop Casey Frawley to first baseman Jason Sloan. Corey Adamson out at 2nd

CANBERRA TOP OF THE 4TH

Jack Murphy singles on a line drive to right fielder George Barber  
Mike Crouse called out on strikes  
Michael Wells singles on a ground ball to center fielder Corey Adamson. Jack Murphy to 2nd  
Jason Sloan singles on a fly ball to right fielder George Barber. Jack Murphy to 3rd. Michael Wells to 2nd  
Aaron Sloan reaches on a fielding error by shortstop Joey Wong. Jack Murphy scores. Michael Wells to 3rd. Jason Sloan to 2nd  
Jon Berti lines into an unassisted double play, third baseman Sam Kennelly. Michael Wells doubled off 3rd

PERTH BOTTOM OF THE 4TH

Tim Kennelly grounds out, second baseman Jon Berti to first baseman Jason Sloan  
Brandon Tripp strikes out swinging  
Luke Hughes strikes out swinging

CANBERRA TOP OF THE 5TH

Ben Warner grounds out, second baseman Luke Hughes to first baseman Allan de San Miguel  
Casey Frawley grounds out, third baseman Sam Kennelly to first baseman Allan de San Miguel  
Jeremy Barnes walks  
Jack Murphy pops out to first baseman Allan de San Miguel in foul territory

PERTH BOTTOM OF THE 5TH

Matt Kennelly strikes out swinging  
Allan de San Miguel pops out to catcher Jack Murphy in foul territory  
Sam Kennelly singles on a line drive to left fielder Aaron Sloan  
George Barber singles on a pop up to second baseman Jon Berti. Sam Kennelly to 2nd  
Corey Adamson strikes out swinging

CANBERRA TOP OF THE 6TH

Mike Crouse pops out to first baseman Allan de San Miguel  
Michael Wells hit by pitch  
Jason Sloan singles on a ground ball to right fielder George Barber. Michael Wells to 2nd  
Aaron Sloan grounds into a double play, right fielder George Barber to shortstop Joey Wong to third baseman Sam Kennelly. Michael Wells out at 3rd. Jason Sloan out at 2nd

PERTH BOTTOM OF THE 6TH

Joey Wong singles on a line drive to center fielder Mike Crouse  
Tim Kennelly grounds into a force out, shortstop Casey Frawley to second baseman Jon Berti. Joey Wong out at 2nd. Tim Kennelly to 1st  
Brandon Tripp singles on a ground ball to right fielder Ben Warner. Tim Kennelly to 2nd  
Luke Hughes flies out to center fielder Mike Crouse  
Matt Kennelly singles on a ground ball to center fielder Mike Crouse. Tim Kennelly scores. Brandon Tripp to 2nd  
Pitching Change: Clint Everts replaces Brian Grening  
Allan de San Miguel walks. Brandon Tripp to 3rd. Matt Kennelly to 2nd  
Sam Kennelly hit by pitch. Brandon Tripp scores. Matt Kennelly to 3rd. Allan de San Miguel to 2nd  
George Barber grounds out, third baseman Jeremy Barnes to first baseman Jason Sloan

CANBERRA TOP OF THE 7TH

Jon Berti hit by pitch  
Ben Warner grounds into a double play, shortstop Joey Wong to first baseman Allan de San Miguel. Jon Berti out at 2nd  
Casey Frawley walks  
Jeremy Barnes grounds out, third baseman Sam Kennelly to first baseman Allan de San Miguel

PERTH BOTTOM OF THE 7TH

Corey Adamson bunt grounds out, third baseman Jeremy Barnes to first baseman Jason Sloan  
Joey Wong grounds out, second baseman Jon Berti to first baseman Jason Sloan  
Tim Kennelly strikes out swinging

CANBERRA TOP OF THE 8TH

Pitching Change: Brendan Wise replaces Jack Frawley.  
Jack Murphy doubles (1) on a line drive to right fielder George Barber  
Mike Crouse reaches on a fielder's choice out, shortstop Joey Wong to third baseman Sam Kennelly. Jack Murphy out at 3rd  
Michael Wells strikes out swinging  
Jason Sloan grounds into a force out, shortstop Joey Wong to second baseman Luke Hughes. Mike Crouse out at 2nd

PERTH BOTTOM OF THE 8TH

Brandon Tripp singles on a fly ball to center fielder Mike Crouse  
Luke Hughes called out on strikes  
Matt Kennelly pops out to shortstop Casey Frawley  
Allan de San Miguel singles on a ground ball to center fielder Mike Crouse. Brandon Tripp scores. Fielding error by center fielder Mike Crouse  
Sam Kennelly lines out to shortstop Casey Frawley

CANBERRA TOP OF THE 9TH

Aaron Sloan walks  
Jon Berti grounds out, second baseman Luke Hughes to first baseman Allan de San Miguel. Aaron Sloan to 2nd  
Ben Warner strikes out swinging  
Casey Frawley flies out to center fielder Corey Adamson

PERTH BOTTOM OF THE 9TH

George Barber grounds out, shortstop Casey Frawley to first baseman Jason Sloan  
Corey Adamson grounds out, shortstop Casey Frawley to first baseman Jason Sloan  
Joey Wong called out on strikes

CANBERRA TOP OF THE 10TH

Jeremy Barnes called out on strikes  
Jack Murphy grounds out, second baseman Luke Hughes to first baseman Allan de San Miguel  
Mike Crouse strikes out swinging

PERTH BOTTOM OF THE 10TH

Tim Kennelly singles on a ground ball to shortstop Casey Frawley  
Brandon Tripp flies out to center fielder Mike Crouse  
Luke Hughes grounds out, first baseman Jason Sloan to pitcher Clint Everts. Tim Kennelly to 2nd  
Matt Kennelly flies out to center fielder Mike Crouse

CANBERRA TOP OF THE 11TH

Michael Wells grounds out, pitcher Brendan Wise to first baseman Allan de San Miguel  
Jason Sloan singles on a ground ball to left fielder Brandon Tripp  
Aaron Sloan strikes out swinging  
Jon Berti singles on a ground ball to left fielder Brandon Tripp. Jason Sloan to 2nd  
Ben Warner grounds out, second baseman Luke Hughes to first baseman Allan de San Miguel

PERTH BOTTOM OF THE 11TH

Allan de San Miguel grounds out, shortstop Casey Frawley to first baseman Jason Sloan  
Sam Kennelly called out on strikes  
George Barber grounds out, third baseman Jeremy Barnes to first baseman Jason Sloan

CANBERRA TOP OF THE 12TH

Pitching Change: Scott Mitchinson replaces Brendan Wise  
Casey Frawley reaches on a throwing error by first baseman Allan de San Miguel  
Jeremy Barnes grounds into a double play, shortstop Joey Wong to second baseman Luke Hughes to first baseman Allan de San Miguel. Casey Frawley out at 2nd  
Jack Murphy walks

Mike Crouse singles on a fly ball to left fielder Brandon Tripp.  
Jack Murphy to 2nd  
Michael Wells strikes out swinging

PERTH BOTTOM OF THE 12TH

Pitching Change: Sean Toler replaces Clint Everts  
Corey Adamson strikes out swinging  
Joey Wong strikes out swinging  
Tim Kennelly grounds out, third baseman Jeremy Barnes to first baseman Jason Sloan

CANBERRA TOP OF THE 13TH

Jason Sloan hit by pitch  
Aaron Sloan out on a sacrifice bunt, first baseman Allan de San Miguel to second baseman Luke Hughes. Jason Sloan to 2nd  
Offensive Substitution: Pinch-runner Sam Thornton replaces Jason Sloan  
Jon Berti strikes out swinging  
Ben Warner called out on strikes

PERTH BOTTOM OF THE 13TH

Sam Thornton remains in the game as the left fielder.  
Defensive switch from left field to first base for Aaron Sloan  
Brandon Tripp lines out to shortstop Casey Frawley.  
Luke Hughes called out on strikes  
Matt Kennelly doubles (1) on a fly ball to center fielder Mike Crouse  
Sean Toler intentionally walks Allan de San Miguel.  
Sam Kennelly strikes out swinging

CANBERRA TOP OF THE 14TH

Pitching Change: Cameron Lamb replaces Scott Mitchinson  
Casey Frawley singles on a fly ball to left fielder Brandon Tripp  
Jeremy Barnes out on a sacrifice bunt, pitcher Cameron Lamb to first baseman Allan de San Miguel. Casey Frawley to 2nd  
Cameron Lamb intentionally walks Jack Murphy  
Mike Crouse grounds into a double play, pitcher Cameron Lamb to shortstop Joey Wong to first baseman Allan de San Miguel. Jack Murphy out at 2nd

PERTH BOTTOM OF THE 14TH

George Barber strikes out swinging  
Corey Adamson walks  
Joey Wong doubles (1) on a fly ball to left fielder Sam Thornton. Corey Adamson scores



PICTURED ABOVE: Joey Wong is all smiles after dribbling in the game winner in the 14th. (James Worsfold – SMP-ABL)

#### GAME 1 – PLAY-OFFS

**PERTH** – After four hours and nine minutes of baseball, Alcohol. Think Again Perth Heat shortstop Joey Wong had seen enough.

Wong laced a walk-off double into the left-field corner to score the decisive run and lift the Heat to a 4-3 win over the Canberra Cavalry, driven by Rolfe Renault, in an ABL thriller in Friday night's Game 1 of the Be the Influence 2014 ABL Championship Series presented by ConocoPhillips. Perth now stand one win away from their third Claxton Shield title in four ABL seasons in this best-of-three series.

Long before Wong came through in the clutch, the Cavalry had landed the game's first offensive punches in their quest to repeat as ABL champions. Canberra seized the game's early lead with two runs in the top of the second inning and added another in the fourth on, oddly enough, an error charged to Wong to make it 3-0.

Cavalry starter Brian Grening worked methodically with the advantage, silencing the Heat through his first five digs. In the sixth, though, the Heat rose to the occasion behind their band of Kennelly brothers. Catcher Matt drove in his older brother Tim with an RBI single to get Perth onto the board at 3-1. Two batters later, the youngest Kennelly, Sam, was hit by a pitch with the bases loaded to force home the second tally of the Heat's dig.

Grening lasted through 5 2/3 innings, charged with two runs while striking out six and walking a man. Perth's Jack Frawley allowed three Canberra runs over his seven digs, working around three walks with four strikeouts. Neither

starting pitcher earned a decision.

Down to their final six outs, the Heat drew even in the eighth against the Cavalry bullpen. With a runner at first and two men already gone, Allan de San Miguel singled to left-centre, and on a fielding error by Cavalry centre fielder Mike Crouse, Brandon Tripp came all the way around to score the game-tying run and level the affair at 3-3.

Five combined relievers held the line as the game headed for extra innings. For four extra frames, neither side blinked, working out of various jams to keep the tie intact until the bottom of the 14th when the home team broke through.

Following a leadoff strikeout, Perth centre fielder Corey Adamson walked, and Wong made it count. The Colorado Rockies import drove his walk-off hit to left field, and the fleet-footed Adamson streaked all the way around from first with the game-winning run. Cavalry closer Sean Toler (L, 0-1) took the defeat in his third inning of work.

Cameron Lamb (W, 1-0) earned the victory after pitching a scoreless top of the 14th.


The win puts Perth one win away from their third Claxton Shield premiership in four ABL seasons and pushes the Cavalry, once more, to the brink of elimination. Canberra faced this same scenario just a week ago after dropping Game 1 of the ABL Preliminary Final at home to Sydney before rallying with wins in Games 2 and 3 to earn their ABLCS trip.

Saturday night, the Heat go for the title live on ESPN before another packed house at Barbagallo Ballpark. American import and recent Perth addition Brian Baker (1-0, 1.69 in four regular season appearances) will take the ball for the home side while the Cavalry turn to Ethan Cole (5-5, 3.80 in 12 regular season starts) to keep their season and dreams of a repeat alive.



# Grand Final Scoreboard – Game 2

8 February 2014

Final		GAMEDAY									Box Recap		
ABL Championship Series		1	2	3	4	5	6	7	8	9	R	H	E
 Canberra (0-2)		0	0	0	0	0	0	1	0	0	1	3	0
 Perth (2-0)		1	0	0	0	0	1	0	0	X	2	10	1

W: **Baker** (1-0, 1.42); L: **Cole** (0-1, 3.18); SV: **Saupold** (1)  
 HR: CAN: **Barnes** (1).  
 Game Story: **Canberra** | **Perth**

## CANBERRA TOP OF THE 1ST

Jon Berti flies out to center fielder Corey Adamson.  
 Ben Warner grounds out, pitcher Brian Baker to first baseman Matt Kennelly.  
 Casey Frawley flies out to center fielder Corey Adamson.

## PERTH BOTTOM OF THE 1ST

Corey Adamson singles on a ground ball to right fielder Ben Warner.  
 Joey Wong out on a sacrifice bunt, pitcher Ethan Cole to first baseman Jason Sloan. Corey Adamson to 2nd.  
 With Tim Kennelly batting, Corey Adamson steals (1) 3rd base.  
 Tim Kennelly walks.  
 Brandon Tripp singles on a ground ball to right fielder Ben Warner. Corey Adamson scores. Tim Kennelly to 2nd.  
 Luke Hughes strikes out swinging.  
 Matt Kennelly pops out to first baseman Jason Sloan in foul territory.

## CANBERRA TOP OF THE 2ND

Jeremy Barnes pops out to first baseman Matt Kennelly in foul territory.  
 Jack Murphy walks.  
 Mike Crouse flies out to left fielder Brandon Tripp.  
 Michael Wells flies out to right fielder George Barber.

## PERTH BOTTOM OF THE 2ND

Allan de San Miguel grounds out, third baseman Jeremy Barnes to first baseman Jason Sloan.  
 Sam Kennelly grounds out, shortstop Casey Frawley to first baseman Jason Sloan.  
 George Barber singles on a ground ball to left fielder Aaron Sloan.  
 Corey Adamson grounds out, second baseman Jon Berti to first baseman Jason Sloan.

## CANBERRA TOP OF THE 3RD

Jason Sloan walks.  
 Aaron Sloan grounds into a double play, shortstop Joey Wong to second baseman Luke Hughes to first baseman Matt Kennelly. Jason Sloan out at 2nd.  
 Jon Berti grounds out, second baseman Luke Hughes to first baseman Matt Kennelly.

## PERTH BOTTOM OF THE 3RD

Joey Wong singles on a fly ball to center fielder Mike Crouse.  
 Tim Kennelly singles on a ground ball to shortstop Casey Frawley. Joey Wong to 2nd.  
 Brandon Tripp strikes out swinging and Joey Wong caught stealing 3rd, catcher Jack Murphy to third baseman Jeremy Barnes. Tim Kennelly to 2nd on the throw.  
 Luke Hughes flies out to right fielder Ben Warner.

## CANBERRA TOP OF THE 4TH

Ben Warner strikes out swinging.  
 Casey Frawley flies out to left fielder Brandon Tripp.  
 Jeremy Barnes flies out to right fielder George Barber.

## PERTH BOTTOM OF THE 4TH

Matt Kennelly singles on a fly ball to center fielder Mike Crouse.  
 Allan de San Miguel grounds into a double play, second baseman Jon Berti to shortstop Casey Frawley to first baseman Jason Sloan. Matt Kennelly out at 2nd.  
 Sam Kennelly strikes out swinging.

## CANBERRA TOP OF THE 5TH

Jack Murphy triples (1) on a ground ball to right fielder George Barber.  
 Mike Crouse reaches on a fielding error by third baseman Sam Kennelly.  
 With Michael Wells batting, Mike Crouse caught stealing

---

2nd base, catcher Allan de San Miguel to second baseman Luke Hughes.

Michael Wells strikes out swinging.

Jason Sloan grounds out, third baseman Sam Kennelly to first baseman Matt Kennelly.

#### PERTH BOTTOM OF THE 5TH

George Barber flies out to center fielder Mike Crouse.

Corey Adamson bunt grounds out, second baseman Jon Berti to first baseman Jason Sloan.

Joey Wong doubles (2) on a fly ball to left fielder Aaron Sloan.

Tim Kennelly singles on a ground ball to shortstop Casey Frawley. Joey Wong to 3rd.

Brandon Tripp flies out to center fielder Mike Crouse.

#### CANBERRA TOP OF THE 6TH

Aaron Sloan flies out to right fielder George Barber.

Jon Berti flies out to center fielder Corey Adamson.

Ben Warner grounds out, shortstop Joey Wong to first baseman Matt Kennelly.

#### PERTH BOTTOM OF THE 6TH

Luke Hughes strikes out swinging.

Matt Kennelly triples (1) on a fly ball to right fielder Ben Warner.

Allan de San Miguel singles on a fly ball to right fielder Ben Warner. Matt Kennelly scores.

Sam Kennelly pops out to first baseman Jason Sloan in foul territory.

Pitching Change: Jeff Lyman replaces Ethan Cole.

George Barber strikes out swinging.

#### CANBERRA TOP OF THE 7TH

Casey Frawley grounds out, shortstop Joey Wong to first baseman Matt Kennelly.

Jeremy Barnes homers (1) on a fly ball to left field.

Jack Murphy walks.

Pitching Change: Cameron Lamb replaces Brian Baker.

Mike Crouse grounds into a force out, shortstop Joey Wong to second baseman Luke Hughes. Jack Murphy out at 2nd.

Mike Crouse to 1st.

Michael Wells singles on a fly ball to left fielder Brandon Tripp. Mike Crouse to 2nd.

Offensive Substitution: Pinch-runner Sam Thornton replaces Michael Wells.

Jason Sloan grounds out, shortstop Joey Wong to first baseman Matt Kennelly.

#### PERTH BOTTOM OF THE 7TH

Sam Thornton remains in the game as the designated hitter.

Corey Adamson strikes out swinging.

Joey Wong hit by pitch.

Tim Kennelly flies out to center fielder Mike Crouse.

Brandon Tripp flies out to center fielder Mike Crouse.

#### CANBERRA TOP OF THE 8TH

Pitching Change: Warwick Saupold replaces Cameron Lamb.

Aaron Sloan grounds out, shortstop Joey Wong to first baseman Matt Kennelly.

Jon Berti walks.

Ben Warner called out on strikes.

With Casey Frawley batting, Jon Berti steals (1) 2nd base.

Casey Frawley strikes out swinging.

#### PERTH BOTTOM OF THE 8TH

Luke Hughes flies out to center fielder Mike Crouse.

Matt Kennelly walks.

Allan de San Miguel strikes out swinging. Matt Kennelly steals (1) 2nd base.

Sam Kennelly strikes out swinging.

#### CANBERRA TOP OF THE 9TH

Jeremy Barnes strikes out swinging.

Jack Murphy called out on strikes.



## Happy Heaters: Perth reclaim Claxton Shield – 3rd ABL crown in four seasons for WA’s best

Both Storis by Tyler Maun / TheABL.com.au02/08/2014 12:24 PM ET

PICTURED ABOVE: Luke Hughes (left) and Sam Kennelly start the celebration after Saturday’s final out. (James Woosha Worsfold / SMP Images)

PERTH: The Claxton Shield is back in familiar surroundings, and the Alcohol.Think Again Perth Heat are champions once more.

Behind a dominant effort from starting pitcher Brian Baker, the Heat wrapped up a sweep of the Canberra Cavalry, driven by Rolfe Renault, with a 2-1 Saturday victory in Game 2 of the Be the Influence 2014 ABL Championship Series presented by ConocoPhillips at Barbagallo Ballpark. The win gives the Heat their third Claxton Shield premiership in four ABL seasons and gives Western Australia a fifth crown in the last seven years of national competition.

Baker set the tone early for the Heat, and his team’s bats got him support early. In the bottom of the first inning against Cavalry starter Ethan Cole, Perth’s offensive leader Brandon Tripp singled to bring in Corey Adamson with the game’s first run and give the home team a 1-0 lead.

With the advantage, Baker was strong and steady. The Heat’s recent import addition to the rotation didn’t allow a hit until the fifth inning and didn’t allow a run until two innings after that. By that time, Perth had doubled their lead to 2-0 on the strength of an Allan de San Miguel RBI single in the bottom of the sixth inning.

Canberra’s Cole (L, 1-1) limited damage by allowing just two runs on ten hits over 5 2/3 innings but was saddled with the defeat.

In the seventh, Canberra’s Jeremy Barnes connected for a solo home run on just his team’s second hit of the day, but it wasn’t enough. Baker (W, 1-0) and reliever Cameron Lamb got out of the seventh inning, and former ABL Pitcher of the Year Warwick Saupold did the rest.

Over two digs of relief, Saupold (S, 1) struck out four against one walk and didn’t allow a hit to earn the save. In the ninth, the Detroit Tigers prospect struck out Barnes for the leadoff out, struck out Jack Murphy to follow, and induced a flyout from Mike Crouse to end the night and send the Heat into a jubilant celebration, their third such party in four ABL seasons at Barbagallo Ballpark.

After his Friday night heroics that ended in a walk-off hit in the bottom of the 14th, Perth shortstop and Colorado Rockies prospect Joey Wong went 2-2 with a double on Saturday. Wong was named Championship Series Most Valuable Player for his efforts. Kennelly brothers Matt and Tim each had two hits, as well, in Perth’s Game 2 win.

Perth won the Claxton Shield in the ABL’s first two seasons, but Canberra captured ACT’s first baseball crown a year ago. Now, the Shield returns to a place it has called home more times than not in recent years. The pursuit of a title defence begins in earnest for the Heat. The 2014/15 ABL season begins in November.



# Perth Heat CHAIRMAN



## Chairmans Report 2013-14 Alcohol. Think Again Perth HEAT

**T**he Perth Heat has now won five Claxton Shield Championships in the eight seasons since its return to national championship competition. Anyone who has contributed to these teams should feel proud to have been part of one of the most successful teams in Australian Baseball history.

The 2013-14 ABL season saw a dominant Perth Heat team on the field. A focused team and determined team set about dominating the ABL and did so with style.

Manager, Steve Fish and his coaching staff did a fantastic job.

Thank you to:

- Graeme Lloyd (pitching coach)
- Greg Jelks (hitting coach)
- Tony Adamson (bench coach)
- Owen Reid (strength and conditioning coach)
- Rick Steven (charting and scouting)
- Yasunori Sato (MLBAAP video coach)
- Tanerau Tuuta (clubhouse manager)
- Annie Italiano (physiotherapist)

Congratulations to all who helped make this an enjoyable and successful season on the field.

Off the field, we took on the season without outgoing General Manager Alex Pellerano who had led the team's commercial efforts since his arrival in October 2010. Alex left the organisation in great shape in September 2013, having changed the way the Australian Baseball community thinks about the business of baseball.

Lachlan Dale assumed the role of Heat General Manager, in conjunction with his role as Baseball WA CEO and led the organisation to another excellent financial result. Lachlan maintained his hands-on role in Baseball Operations and was again instrumental in putting together and maintaining another championship team.

It should be acknowledged that Lachlan's workload was extreme in 2013-14. West Australian baseball should be thankful for his "above and beyond" efforts over the past 12 months.

The ballpark experience was the best it has ever been and this is a team effort for which the credit must be shared among all who contributed. I will, however, make special note of the following people who worked every day to pull it all together:

- Paul Morgan – Public Address System
- Kate Dobie – Ticketing
- Miguel Martinez – Special Projects
- Erin Littlefield – Concessions
- Tiffany Allen – Special Projects

Special thanks also to Guy Bellair and Yanni Stefanies for all their work around the team and stadium.

To our sponsors who help us put our players on the field and provide an excellent ballpark experience, please know that your contribution certainly assists in the development of the Heat and has far reaching positive implications to baseball in Western Australia.

Thank you to our major sponsor, Healthway and the Alcohol. Think Again message. The financial support, combined with an ideal message that compliments the values of our organisation is a fantastic base from which to produce a championship team.

As usual Baseball WA continues to lead the country in support of its Australian Baseball League team, offering the complete support of its High Performance program, the best stadium in Australia and support for special

---

initiatives. Thank you to BWA Chairman Steven Byrne for his continued support and stewardship as he continues to command Australia's best baseball state association.

The Heat is also fortunate to enjoy the support of a dedicated advisory board. In 2013-14, this group included Marty Parn (Patron), Bob Ossey, Tony Adamson, Doug Mateljan, Christian Galopolus and Evan Stewart. Thank you all for your highly valued advice and assistance.

I must also single out Sue Reid who has been my personal assistant, covering various roles throughout the last 10 years. Sue is an amazing help with many key projects that simply would not occur without her dedication and tireless effort.

Lets all buckle up for another big year! Go HEAT!

Yours in baseball,

Geoff Hooker

Chairman, Alcohol. Think Again PERTH HEAT





# Perth Heat

## PERTH HEAT CEO



**W**estern Australia has a very proud history of competing on the national stage since 1937 when it began playing for the Claxton Shield and in the 2013/14 season the 'Alcohol. Think Again' Perth Heat have again continued this winning culture both on and off the field. This is the fourteenth (14th) Claxton Shield and the fifth (5th) over the past eight seasons.

The team success is largely driven by the outstanding commitment by our players and coaching staff and an unrelenting thirst for victory. A combination of leadership, talent and youth provided the right formula for the team to regain their championship title. ABL Awards were presented to Mike Ekstrom – New Era Pitching Champion and Joey Wong – Rawlings Gold Glove for their outstanding seasons in their respective positions. I would like to congratulate and thank the staff of Steve Fish, Greg Jelks, Graeme Lloyd, Tony Adamson, Owen Reid, Rick Steven, Yasunori Sato and Annie Italiano for an outstanding season. Thank you also to the host families who shared their homes with players from overseas and making them feel welcome and their Australian experience second to none.

Our key partners have again been instrumental for our success, assisting the organisation in providing the best experience for players and fans, in particular our major sponsor Healthway with the Alcohol. Think Again

message. Our corporate partnerships grew again and we will look to continuing the relationships built which will positively impact the sport and its members.

Our membership and fans proved why they are the best in the league setting national records in individual game and season attendance figures. This was also showcased in the ABL Championship Series with sell out crowds at both games with fans cheering on the players and getting them over the line for the wins. The Heat staff is dedicated to increasing the level of fan experience again next year and would like to thank our fans for their continued unwavering support.

The Perth Heat attended 134 community appearances across WA including schools, local events, charity fundraisers and grassroots diamond sports with many new community groups joining the Heat team. This continues to be a key strategic focus in driving attendance and the profile of baseball in WA.

Due to this increased profile and attendance, State Government has worked closely with Baseball over the past 18 months and have developed a Ballpark Re-Development Master Plan, which outlines key stages of a \$20m upgrade to Baseball Park.

The staff and volunteers at the Perth Heat have worked tirelessly to entertain and provide a unique experience throughout the long season. Alex Pellerano must be commended for leading this staff and organisation since 2010. We wish him all the best in his future endeavours and we thank him greatly for his work. We would also like to thank Kate Dobie who has been a vital cog in the operations of the Perth Heat for 2 years and congratulate her promotion to lead Brisbane Bandits in the 2014/15 season. Other key staff that were key to the success throughout the season and must be acknowledged are Erin Littlefield, Guy Bellair, Paul Morgan, Ben Cameron, Cam Wedemeyer, Miguel Martinez, Tiffany Allen and Sue Reid. The passion, dedication and skill displayed by staff and the many volunteers are the core to the Perth Heat leading the off-field success across the league. You are all to be commended and are greatly appreciated.

We will again set new records on and off the field and will continue our winning culture into 2014/15 season and look forward to seeing you all at the ballpark.

Lachlan Dale  
Perth Heat CEO



# Perth Heat

## PERTH HEAT HEAD COACH



### ALCOHOL.THINK AGAIN PERTH HEAT

- 2013-2014 Claxton Shield ABL Champions
- 34-14 Regular season Record (1st)
- Direct entry to ABL Championship Series (Grand Final)
- Grand Final
  - o February 8-9, 2014
  - o Thornlie, Western Australia

- o Best-of-three Series
- o 2-0 win over Canberra Cavalry
- o Nearly 10,000 fans in attendance during Championship Series
- Over 1,000 T-Ball players participated in T-Ball games at Barbagallo Ballpark in pre-game Heat Festivities
- 600 Junior baseballers participated in the Bendigo Bank Baseball Buddies Program
- 100 Junior baseballers caught fly balls with Perth Heat players during batting practice
- Congratulations to Joey Wong
  - o ABL Player of the Week – Round 2
  - o Rawlings Gold Glove Award (Shortstop)
  - o ABL All-Star Game MVP
  - o ABL Championship Series MVP
- Congratulations to Mike Ekstrom
  - o Three-time ABL Player of the Week
  - o New Era ABL Pitching Champion Award

The Heat had a great rebound year from a disappointing 2nd place finish in 2013. We started out a bit slow and sluggish but ended up winning 15 out of our last 16 games. A big thanks to my staff in Graeme Lloyd, Greg Jelks, Owen Reid, Annie Italiano, Tony Adamson and all of the players for creating such a great atmosphere. We had a great crop of imports this year that really gelled with our veterans.

Steve Fish  
Head Coach

Baseball WA Ltd

# WA STATE HEAT

RESULTS, STANDINGS AND REPORTS





## WA State HEAT Under 14s (Red & Black teams) 2014 National Championship Glenelg, South Australia

### UNDER 14s GRAND FINAL GAME

INNING	1	2	3	4	5	6	7	8	9	R	H	E
VICTORIA BLUE	5	0	0	4	0	2	0			11	10	4
WA STATE HEAT RED	4	0	6	1	0	5	x			16	12	5

Pos	Standings	GP	W	L
1	WA HEAT Red	9	9	0
2	Victoria Blue	9	7	2
3	South Australia	9	7	2
4	New South Wales	9	6	3
5	Country New South Wales	9	4	5
6	Queensland	9	4	5
7	WA HEAT Black	9	4	5
8	Australian Capital Territories	9	3	6
9	Victoria White	9	1	8
10	Northern Territory	9	0	9

2014

## WA RED





**Back Row:** Rodney Drew (Coach), Natalie Todd (Executive Manager), Brian ?? (Assistant Coach), Luke Fortune, Ellie Deakin, Dawson Summers, Adam Erdmann, Frazer Brice, Jett Wright, Beauden Schaffer, Max Dowling, Glen Tovey (Assistant Coach), Liam Baron (Assistant Coach)

**Front Row:** Byron Armstrong, Mitchell Schofield, Michael Tovey, Tama Wright-Phama, Chase Diggins, Raleigh Pelkonen, Isaiah Harris-Lewis, Lochlan Southee, Maverick Hamilton, Zak Thompson



**ABL**  
AUSTRALIAN BASEBALL LEAGUE



BE THE INFLUENCE



Australian Government  
Australian Sports Commission



NEW ERA



Majestic



NEW ERA



BASEBALL AUSTRALIA

## Coaches Report U14 Red

The 2014 National Championships were held at the Glenelg Tigers Baseball Club in Adelaide, SA. The tournament was a huge success for the RED team going undefeated throughout the tournament and eventually winning the gold medal game over Victoria 16 runs to 11.

I say thank you, to all the parents, to families and to the friends who have given up their time to help this team and the program. Without the support and commitment you give to your children these programs wouldn't exist.

To the coaching staff of both Red and Black teams I thank you. To Grant Johnson, Glen Tovey, Phil Kendall, James Kendall, Liam Barron, Natalie Todd and Sue Reid, your time, effort, dedication and commitment made it easy to run and coordinate the program. Special thank you to Owen Reid and Sean. Who coordinated and ran the strength and conditioning component of our program. The effort and contribution you put into getting the players fit and in shape for 8 days of baseball was a large reason for the team's success. Congratulations on such an outstanding effort.

Congratulations to all the players who attended the trials, congratulations to those who eventually made it onto one of the teams. This will be an experience you will remember for a life time. The Red team players were well mannered and respectful when out at dinner and when representing the state and team. You all were a credit to your family, your club, and your state and most importantly a credit to yourselves. Well done.

Congratulations to Dawson Summers who was named the team's MVP. Dawson was a team leader who had an outstanding tournament both on and off the field. Well done

A few points I would like noted for future teams:

- Coaches announced April/May. An early notice would assist coaches prepare trial dates and team schedule. Also canvas possible assistant coaches.
- Strength and conditioning component added to all state programs. A big reason we went undefeated and also able to play a 4 hour grand final
- Pre-tournament games scheduled to assist state teams program. Arrange goodwill schedule as best possible that would give teams enough game preparation and rest time prior to tournament
- Find club grounds that may be available to assist with team practice. Balcatta baseball club allowed us to train on Tuesday nights at their field. No other teams interfered and we had no restrictions.
- Increase the coaching staff to 4. The ability to utilize an extra coach, bp thrower fungo hitter or specialized coach could only benefit the program.

In closing I would like to thank Baseball WA, Lachlan Dale and Steve Fish for allowing me the opportunity

to coordinate the under 14's state program. I believe the program has been a success and a positive reflection on how baseball is played in WA. I look forward to being involved in similar programs in the future.

Rod Drew, Head Coach, Under 14 Red Team

## Executive Officer's Report U14 Red

The 2013 Under 14 National Championship were held in South Australia in conjunction with the Baseball Australia from 11th to the 18th January 2014.

### STAFF

Head Coach	Rodney Drew
Assistant Coach	Glen Tovey
Assistant Coach	Liam Baron
Assistant Coach	Brian Armstrong
Executive Officer	Natalie Todd

### TEAM AND TRAINING

The turnout for the under 14's trials was astronomical with over 200 players vying for a position in the two teams. Once the teams were chosen Rod and Grant decided to train both the Red and Black teams together as a squad. We trained Tuesday nights at Balcatta Baseball Club and some Sunday mornings at Barbagallo Ball Park.

The selected team is as follows:

Byron Armstrong	Frazer Brice
Ellis Deakin	Chase Diggins
Max Dowling	Adam Erdmann
Luke Fortuna	Maverick Hamilton
Isaiah Harris-Lewis	Raleigh Pelkonen
Beauden Schaffer	Mitchell Schofield
Lochlan Southee	Dawson Summers
Zak Thompson	Michael Tovey
Jett Wright	Tama Wright-Pihama

### FINANCES:

#### INCLUDING FUNDRAISING and SPONSORSHIP

The budget was set by Baseball WA to cover all contingencies required by the Rules and Regulations set down by Baseball Australia.

This year the fundraising consisted of running of the Canteen at the Perth HEAT games and setting up a roster of parent(s) who was interested in participating. This was very well accepted over all 4 state teams. We also did the Krispy Kreme fundraiser.

### UNIFORMS

Where the same as last year's therefore some of the players were able to reuse their uniforms from last year effectively making it cheaper on the parents wallets.

## ACCOMMODATION

Baseball WA organised for the players to stay in fully self sufficient suites in the Pier Plaza Apartments. This decreased the amount of money that had to be sent on organising breakfast. All rooms were supplied with breakfast foods and were checked on to ensure that they eat. Lunches were supplied as per Baseball Australia at the ground, these lunches consisted of a Sandwich, Fruit, Snack and a bottle of water. Dinners were all at restaurants within walking distance to the hotel.

## CAP NIGHT

Cap night was held at Barbagallo Ballpark with players being presented with their caps before the Alcohol. Think Again Perth HEAT game.

## GOODWILL SERIES

This year the State teams had lead up competition at the Goodwill Series held at Charlie Hodder Reserve, Swan Districts home ground. I would like to thank the organisers and all the volunteers that made this happen. The Western Australian Red team won the Grand Final.

## VENUE

The Under 14 Championships were held at Glenelg Baseball Club, there were three diamonds and large clubrooms. We

would like to thank the Glenelg Baseball Club for all their hard work and huge thank you for ensuring the players had enough cold water to see them through the tournament.

## AWARD WINNERS

Glenys Osborn Trophy (MVP) was awarded to Dawson Summers not only for his outstanding performance on the field but for being the team leader off the field. He was always the first person to raise his hand to help or to motivate a fellow team member. Congratulations Dawson.

## GRAND FINAL

The WA Red team went into the Grand Final undefeated throughout the tournament, coaching staff worked hard on explaining to the players that what happened in a previous game would not be the same in a grand final. This game went for nearly 4 hours and the players from both team were tiring. I am happy to report that the Red team was able to rise yet again and become the National Youth Champions for 2014.

## CONCLUSION

I would like to thank Rod, Glen, Brian and Liam for making this trip enjoyable for the players and congratulate both players and staff in becoming the National Champions for 2014.

Natalie Todd, Executive Officer Red Team

## (All games Sorted by Earned run avg)

Player	era	w-l	app-gs	cg	sho	sv	ip	h	r	er	bb	so	2b	3b	hr	ab	b/avg	wp	hbp	bk	sfa	sha
SUTHEE, Lochlan	0.00	0-0	2-2	0	0/0	0	6.0	2	0	0	4	8	0	0	0	19	.105	0	2	0	0	0
ARMSTRONG, Byron	0.00	0-0	2-0	0	0/0	0	3.1	1	0	0	1	3	0	0	0	10	.100	0	0	0	0	0
WRIGHT, Jett	0.00	0-0	3-0	0	0/0	0	3.0	2	0	0	1	5	0	0	0	12	.167	1	0	0	0	0
SCHAFFER, Beauden	0.00	0-0	1-0	0	0/0	0	2.0	1	0	0	0	5	0	0	0	7	.143	0	0	0	0	0
HARRIS-LEWIS, Isaiah	0.00	0-0	1-0	0	0/0	0	1.0	1	0	0	0	0	0	0	0	3	.333	0	0	0	0	1
TOVEY, Michael	0.00	0-0	1-0	0	0/0	0	0.0	1	4	0	2	0	0	0	0	2	.500	0	0	0	0	0
WRIGHT-PIHAMA, Tama	1.50	0-0	2-0	0	0/0	0	6.0	3	2	1	5	11	1	0	0	20	.150	2	1	0	0	0
DOWLING, Max	4.15	0-0	2-0	0	0/0	0	4.1	6	2	2	2	4	1	0	0	19	.316	1	0	0	0	0
HAMILTON, Maverick	4.50	0-0	1-1	0	0/0	0	2.0	3	1	1	0	0	0	0	0	8	.375	0	0	1	0	0
THOMPSON, Zak	4.50	0-0	1-0	0	0/0	0	2.0	4	1	1	0	2	1	0	0	8	.500	1	0	0	0	0
BRICE, Frazer	4.70	0-0	2-2	0	0/0	0	7.2	9	7	4	4	6	2	0	0	30	.300	1	1	1	0	0
PELKONEN, Raleigh	4.70	0-0	3-3	0	0/0	0	7.2	10	7	4	8	6	2	0	0	33	.303	2	0	1	0	0
ERDMANN, Adam	6.00	0-0	3-0	0	0/0	0	9.0	13	10	6	3	3	2	0	0	35	.371	1	2	0	3	0
DIGGINS, Chase	9.00	0-0	1-1	0	0/0	0	3.0	4	3	3	2	4	0	2	0	12	.333	0	0	0	0	0
SUMMERS, Dawson	13.50	0-0	1-1	0	0/0	0	2.0	3	3	3	2	1	0	0	0	8	.375	0	1	0	0	0
Totals	3.81	0-0	10-10	0	0/0	0	59.0	63	40	25	34	58	9	2	0	226	.279	9	7	3	3	1
Opponents	18.33	0-0	10-10	0	0/0	0	54.0	127	140	110	41	34	23	16	2	292	.435	28	9	6	14	0

PB - Team (3), DEAKIN, E 2, FORTUNA, L 1, Opp (3). Pickoffs - Team (1), SUTHEE, L 1, Opp (1). SBA/ATT - DEAKIN, E (10-15), FORTUNA, L (8-10), PELKONEN, R (4-6), ERDMANN, A (3-4), HAMILTON, M (2-3), BRICE, F (3-3), SUTHEE, L (3-3), SUMMERS, D (1-2), WRIGHT-PIHAM (1-2), THOMPSON, Z (0-2), ARMSTRONG, B (1-1), DIGGINS, C (0-1).

### Under 14 record: 10-0

Player	avg	gp-gs	ab	r	h	2b	3b	hr	rbi	tb	slg%	bb	hbp	so	gdp	ob%	sf	sh	sb-att	po	a	e	fld%
HAMILTON,Maverick	.786	5-4	14	10	11	3	0	0	11	14	1.000	2	0	0	0	.765	1	0	7-7	7	9	1	.941
SUMMERS,Dawson	.640	8-8	25	15	16	4	3	0	18	26	1.040	3	1	2	0	.606	4	0	4-4	16	16	3	.914
SCHAFFER,Beauden	.500	6-6	18	11	9	0	0	1	10	12	.667	2	0	1	1	.524	1	0	6-6	6	2	1	.889
SCHOFIELD,Mitchell	.500	4-4	14	9	7	0	0	0	5	7	.500	3	0	0	0	.556	1	0	6-6	4	5	0	1.000
DIGGINS,Chase	.480	7-7	25	10	12	2	4	0	12	22	.880	2	0	1	0	.519	0	0	2-2	1	4	0	1.000
DOWLING,Max	.471	5-4	17	7	8	1	0	0	5	9	.529	0	1	2	0	.500	0	0	4-4	2	0	1	.667
SOUTHEE,Lochlan	.455	4-4	11	5	5	3	0	0	4	8	.727	3	0	0	0	.571	0	0	3-3	19	4	1	.958
PELKONEN,Raleigh	.444	4-4	9	6	4	1	1	0	5	7	.778	3	2	2	0	.600	1	0	5-5	3	0	0	1.000
WRIGHT,Jett	.423	7-7	26	11	11	4	1	0	8	17	.654	1	0	1	0	.429	1	0	2-2	10	8	0	1.000
THOMPSON,Zak	.417	5-4	12	6	5	0	1	0	6	7	.583	3	0	3	0	.500	1	0	2-2	2	9	0	1.000
HARRIS-LEWIS,Isaiah	.409	6-6	22	10	9	0	1	1	4	14	.636	3	0	6	0	.480	0	0	6-6	9	1	1	.909
ARMSTRONG,Byron	.350	7-6	20	12	7	1	1	0	2	10	.500	1	2	3	0	.435	0	0	0-0	7	6	1	.929
DEAKIN,Ellis	.333	6-6	21	6	7	2	1	0	6	11	.524	2	0	5	0	.391	0	0	2-2	31	7	1	.974
TOVEY,Michael	.308	4-4	13	6	4	0	0	0	4	4	.308	3	0	2	0	.438	0	0	2-2	17	0	0	1.000
BRICE,Frazer	.300	4-4	10	5	3	2	0	0	5	5	.500	3	0	0	0	.429	1	0	1-1	16	1	1	.944
WRIGHT-PIHAMA,Tama	.286	6-6	14	4	4	0	1	0	5	6	.429	4	2	3	1	.476	1	0	4-4	4	1	1	.833
ERDMANN,Adam	.273	4-3	11	0	3	0	0	0	1	3	.273	0	0	1	0	.273	0	0	0-0	2	1	1	.750
FORTUNA,Luke	.200	4-4	10	7	2	0	2	0	3	6	.600	3	1	2	0	.375	2	0	1-1	21	7	2	.933
Totals	.435	10-10	292	140	127	23	16	2	114	188	.644	41	9	34	2	.497	14	0	57-57	177	81	15	.945
Opponents	.279	10-10	226	40	63	9	2	0	35	76	.336	34	7	58	3	.385	3	1	18-27	162	60	34	.867

LOB - Team (54), Opp (56). DPs turned - Team (4), Opp (2). CI - Team (2), FORTUNA,L 2. Picked off - FORTUNA,L 1.

### (All games Sorted by Fielding pct)

Player	c	po	a	e	fld%	dp	sba	csb	sba%	pb	ci
WRIGHT,Jett	18	10	8	0	1.000	0	0	0	---	0	0
TOVEY,Michael	17	17	0	0	1.000	0	0	0	---	0	0
THOMPSON,Zak	11	2	9	0	1.000	0	0	2	.000	0	0
SCHOFIELD,Mitchell	9	4	5	0	1.000	1	0	0	---	0	0
DIGGINS,Chase	5	1	4	0	1.000	1	0	1	.000	0	0
PELKONEN,Raleigh	3	3	0	0	1.000	0	4	2	.667	0	0
DEAKIN,Ellis	39	31	7	1	.974	0	10	5	.667	2	0
SOUTHEE,Lochlan	24	19	4	1	.958	1	3	0	1.000	0	0
BRICE,Frazer	18	16	1	1	.944	1	3	0	1.000	0	0
HAMILTON,Maverick	17	7	9	1	.941	3	2	1	.667	0	0
FORTUNA,Luke	30	21	7	2	.933	0	8	2	.800	1	2
ARMSTRONG,Byron	14	7	6	1	.929	0	1	0	1.000	0	0
SUMMERS,Dawson	35	16	16	3	.914	2	1	1	.500	0	0
HARRIS-LEWIS,Isaiah	11	9	1	1	.909	0	0	0	---	0	0
SCHAFFER,Beauden	9	6	2	1	.889	0	0	0	---	0	0
WRIGHT-PIHAMA,Tama	6	4	1	1	.833	0	1	1	.500	0	0
ERDMANN,Adam	4	2	1	1	.750	0	3	1	.750	0	0
DOWLING,Max	3	2	0	1	.667	0	0	0	---	0	0
Totals	273	177	81	15	.945	4	18	9	.667	3	2
Opponents	256	162	60	34	.867	2	57	0	1.000	3	0

Game date	Opposing team	Score	r-h-e	/	r-h-e	Inns	Overall	Under 14	Pitcher of record
Jan 11, 2014	vs Victoria Blue-14	W <a href="#">17-6</a>	17-12-1	/	6-9-4	5	1-0-0	0-0-0	None
Jan 11, 2014	COUNTRY NSW-14	W <a href="#">20-1</a>	20-14-0	/	1-5-6	5	2-0-0	1-0-0	None
Jan 12, 2014	vs Aust Terr-14	W <a href="#">11-1</a>	11-9-0	/	1-3-5	6	3-0-0	2-0-0	None
Jan 13, 2014	vs West Aust Black-14	W <a href="#">17-4</a>	17-13-3	/	4-5-4	7	4-0-0	3-0-0	None
Jan 14, 2014	at New South Wales-14	W <a href="#">13-6</a>	13-17-0	/	6-6-2	6	5-0-0	4-0-0	None
Jan 14, 2014	at Victoria White-14	W <a href="#">19-1</a>	19-20-1	/	1-5-2	5	6-0-0	5-0-0	None
Jan 15, 2014	vs Queensland-14	W <a href="#">6-1</a>	6-11-0	/	1-4-1	7	7-0-0	6-0-0	None
Jan 17, 2014	vs Northern Terr-14	W <a href="#">12-1</a>	12-11-2	/	1-5-5	5	8-0-0	7-0-0	None
Jan 17, 2014	SOUTH AUSTRALIA-14	W <a href="#">9-8</a>	9-8-3	/	8-11-1	6	9-0-0	8-0-0	None
Jan 18, 2014	VICTORIA BLUE-14	W 16-11	16-12-5	/	11-10-4	7	10-0-0	9-0-0	None

## Coaches Report U14 Black

### TRIALS AND SELECTIONS

Rod Drew took control of the trials and selection process. Rod was able to coordinate a very good and thorough trialing system that involved many different testings. We were able to give the players many opportunities to impress the coaches. All coaches from both the Red and Black team were involved in the selection process of both sides and were able to agree on all selections.

### PRACTICE SESSIONS


Both the Red and Black team practiced together up until the last week before the tournament. This was especially

beneficial to the Black Team as the players were not only able to continue to learn off some very talented players in the Red Team but also continue to have access to excellent coaching in Rod Drew, Glen Tovey and Liam Baron.

Rod Drew coordinated the training sessions and was able to set very good structures in place to have all 36 players continually being tested and pushed to get better.

### GOODWILL SERIES

The Goodwill series was a very good preparation for the tournament. We were able to play some quality games against good opposition that allowed us to see how certain players performed under pressure. I believe these games are an ideal preparation leading into the National Tournament.



## TOURNAMENT

The tournament showcased some outstanding teams and was played in tremendous spirit. The Glenelg Baseball Club were able to run a very well set up and organized tournament.

The Black Team won 4 games and lost 6. Although the record doesn't sound outstanding it was a very successful tournament. Many players produced outstanding performances and it was a pleasure to watch some of the exciting baseball they played.

## RULES AND REGS

The regulation relating to player participation was changed this year to all players having to play five complete games. This made it very hard to make any changes as any change made meant that the player replaced had not played a complete game. This rule takes a lot of the coaching out of baseball and needs to be looked at.

## OFF FIELD

The players behavior on and off the field was very good. They were a well behaved group when we went out and were able to at most times have very good manners and respect for others. There were no off field incidents to report.

The EO was very organized and was able to have the players well fed and content at most times.

## ACCOMMODATION

The accommodation at Liberty Oaks was first class. The rooms were spacious and provided plenty of room for all players and coaches. The only downside to the accommodation was that there was no community or meeting area that the boys could go to once back at the hotel. This meant that they spent a lot of time in their rooms.

## OVERALL

The team had a very enjoyable time in Glenelg and came away with many great memories. Although the tournament was played in searing heat all players performed very well for their state. The boys all got on so well together and formed a terrific relationship with the Red Team. It was great supporting the Red Team to a victory in the Grand Final game. I must thank Rod Drew whose support and assistance throughout the lead up and during the tournament was very much appreciated. Also to Natalie Todd for going out of her way to help and provide guidance throughout.

Grant Johnson

---

## Executive Officer's Report U14 Black

The 2014 U14 National Youth Championship were held in Glenelg, Adelaide in conjunction with the ABF from 11th to 18th January 2014.

## STAFF

Head Coach	Grant Johnson
Assistant Coach	Phil Kendall
Assistant Coach	James Kendall
Executive Officer	Sue Reid

## TEAM and TRAINING

A large number of young players came down to try out for the two U14 teams. Testings were done for bat speed, arm speed and 60 yard dash as well as baseball knowledge and ability.

The Black team is as follows:

Ashley Barnes	Kristian Hyde
Mitchell Brown	Mitchell James
Mitchell Chase	Callum Johnson
Levi Duychers	Darcy Lamont
Joshua Greenham	Cayden Nicoletto
Kieren Hall	Malaki Rodoreda
Caydyn Hancock	Shane Turner
Todd Hatcher	Christopher Vann
Luke Houston	Ben Wardle

The Red and Black teams trained at Balcatta Baseball Club on Tuesdays and every second Sunday at Barbagallo Ballpark. Balcatta training sessions were hard to get to for some parents because of road works on the Freeway. Some players missed out on some valuable training time. Sundays were a problem with Allstar games every second Sunday. A huge success was the strength and conditioning run by Owen Reid.

## FINANCES

The budget was set by Baseball WA to cover all contingencies required by the Rules and Regulations set down by Baseball Australian. The cost this year was \$3,244.41 per player. which covered all costs incurred by the team including airfares, accommodation, transport, meals, team photo, uniform and miscellaneous fees.

Individual sponsorship letters were given to all players. This allowed players to apply for grants from their local Councils and businesses.

The U14 Black team would like to thank Fielders Choice for their continued support of the development of our junior baseball.

This year the fundraising consisted of running the canteen at the Perth Heat games, Movie Night at the Ballpark and a Krispy Kreme drive.

## ACCOMMODATION – MEALS

This year Baseball WA arranged the accommodation for both state teams in Glenelg.

The Red team stayed at the Pier Plaza Apartments on the waterfront while the Black team stayed at the Liberty Towers Apartments, across the park.

The Liberty Towers had undercover, security parking but this was at an added cost that the team had not budgeted for. Street parking was not an option.

Breakfast: With the exception of a couple of breakfasts eaten out at restaurants, the majority of the time the team gathered in the coaches room for breakfast. A variety of options were given to the players. and allowed everyone to bond before game time.

Lunch: Supplied by the Glenelg Baseball Club. Most days the team would take lunch back to the air conditioned rooms as we did encounter some very hot weather.

Dinner: The team used a variety of restaurants in Glenelg including family get togethers.

#### WEATHER

The weather was extremely hot with temperatures ranging between 40 and 46 degrees. One day was cancelled due to the extreme heat. This also curtailed the activities the kids could do outside of baseball. We tried to keep the kids in air conditioning as much as possible so movie times in the coaches room was a great standby. Considering the confinement, I believe that the players were exceptionally good once they understood the ground rules.

#### CAP NIGHT

Cap night was held at Barbagallo Ballpark with players being presented with their caps before the Perth Heat game.

#### GOODWILL SERIES

The State teams had lead up competition at the Goodwill Series held at Charlie Hodder Reserve and Ron Jose Oval, Swan Districts Junior and Senior home grounds. The US teams again came out to compete against the U16 and U18 teams with teams also from The Hit Factory, Singapore. This year saw Charter teams participate, SEAYBST and the

Braves Baseball Club. A huge thank you to Swan Districts, volunteer umpires and scorers.

#### VENUE

The U14 Championships were held a Glenelg Ballpark in Adelaide. Congratulations to the staff for a great job looking after the grounds in such trying temperatures.

#### AWARD WINNERS

MVP: For his contribution during the Championship the Coaches selected Ashley Barnes as the winner of the Most Valuable Player for the WA State Heat U14 Black team.

Graeme Lloyd Pitching Award: Darcy Lamont

Fielders Choice Most Improved Award: Kieren Hall

Golden Glove Award: Christopher Vann

Coaches Award: Mitchell James

#### CONCLUSION

The team suffered a set back when Buddy Hyde was admitted to hospital and had his appendix out during the tournament. The snowball effect was that Buddy couldn't fly back with the team. His mum, Nicole, flew back with Buddy the next day.

This year also saw the team take away a female "Bat Girl", Mikki Hyde. Fantastic job and she has since been selected in the Youth Women's Baseball team. Congratulations Mikki. This year saw the last U14s National Championships as Baseball Australia set up a new program for next year.

I would like to wish the players going up to U16s good luck in their future baseball careers.

Sue Reid, U14s Black Team's Executive Officer

### (All games Sorted by Earned run avg)

Player	era	w-l	app-gs	cg	sho	sv	ip	h	r	er	bb	so	2b	3b	hr	ab	b/avg	wp	hbp	bk	sfa	sha
LAMONT,Darcy	1.93	0-0	2-2	0	0/0	0	9.1	7	4	2	2	10	0	0	0	35	.200	4	2	0	0	0
TURNER,Shane	4.50	0-0	3-1	0	0/0	0	4.0	6	4	2	2	6	1	1	0	18	.333	0	0	0	0	0
HALL,Kieren	5.40	0-0	3-1	0	0/0	0	5.0	14	14	3	2	5	2	0	0	32	.438	8	0	0	0	1
JAMES,Mitchell	5.68	0-0	2-2	0	0/0	0	6.1	7	6	4	3	6	1	0	0	28	.250	2	3	0	0	0
RODOREDA,Malaki	5.87	0-0	3-1	0	0/0	0	7.2	7	8	5	5	6	1	1	0	30	.233	2	1	1	1	0
NICOLETTO,Cayden	6.00	0-0	2-2	0	0/0	0	6.0	10	6	4	7	4	2	0	0	24	.417	0	0	0	0	1
BARNES,Ashley	7.20	0-0	3-0	0	0/0	0	5.0	7	6	4	2	3	1	0	0	21	.333	0	0	0	1	0
DUYCKERS,Levi	9.00	0-0	1-0	0	0/0	0	2.0	1	2	2	3	1	0	1	0	7	.143	2	0	0	0	0
HYDE,Kristian	12.00	0-0	3-0	0	0/0	0	3.0	3	4	4	3	3	2	0	0	13	.231	1	0	0	0	0
BROWN,Mitchell	13.50	0-0	2-0	0	0/0	0	2.2	0	4	4	7	2	0	0	0	6	.000	2	1	0	0	1
WARDLE,Benjamin	18.00	0-0	2-0	0	0/0	0	2.0	6	4	4	0	1	1	0	0	10	.600	0	1	0	0	0
CHASE,Mitchell	27.00	0-0	1-0	0	0/0	0	2.0	6	6	6	3	2	2	0	0	12	.500	1	0	0	0	0
VANN,Christopher	27.00	0-0	2-0	0	0/0	0	1.0	4	6	3	1	0	0	0	0	7	.571	1	0	0	1	0
JOHNSON,Callum	36.00	0-0	2-0	0	0/0	0	1.0	7	6	4	2	0	1	1	0	10	.700	1	0	0	0	0
HATCHER,Todd	37.80	0-0	1-1	0	0/0	0	1.2	6	7	7	1	3	2	0	0	11	.545	0	3	0	0	0
Totals	8.90	0-0	10-10	0	0/0	0	58.2	91	87	58	43	52	16	4	0	264	.345	24	11	1	3	3
Opponents	5.95	0-0	10-10	0	1/1	0	59.0	70	61	39	34	46	9	4	2	252	.278	19	3	5	1	2

PB - Team (3), VANN,C 2, CHASE,M 1, Opp (3). Pickoffs - Team (2), WARDLE,B 1, VANN,C 1, Opp (4).  
 SBA/ATT - GREENHAM,J (15-15), VANN,C (8-8), CHASE,M (7-7), BARNES,A (6-6), HALL,K (6-6),  
 RODOREDA,M (5-5), NICOLETTO,C (4-4), BROWN,M (3-3), LAMONT,D (2-2), WARDLE,B (1-2), TURNER,S (1-1),  
 HATCHER,T (1-1), JOHNSON,C (1-1).

### Under 14 record: 4-6

Player	avg	gp-gs	ab	r	h	2b	3b	hr	rbi	tb	slg%	bb	hbp	so	gdp	ob%	sf	sh	sb-att	po	a	e	fld%
BARNES,Ashley	.444	8-8	27	10	12	3	3	0	11	21	.778	2	0	4	0	.483	0	0	6-7	8	14	6	.786
JAMES,Mitchell	.444	7-6	18	7	8	2	0	2	4	16	.889	3	0	2	0	.524	0	0	5-5	1	4	1	.833
DUYCKERS,Levi	.381	8-7	21	8	8	1	1	0	5	11	.524	2	0	3	0	.435	0	0	10-11	30	1	1	.969
RODOREDA,Malaki	.353	5-5	17	6	6	0	0	0	0	6	.353	1	0	1	0	.389	0	0	4-5	4	3	2	.778
GREENHAM,Joshua	.333	6-6	15	5	5	0	0	0	4	5	.333	5	0	3	0	.500	0	0	5-5	19	6	0	1.000
NICOLETTA,C	.333	1-1	3	2	1	0	0	0	0	1	.333	1	0	0	0	.500	0	0	3-3	0	0	1	.000
JOHNSON,Callum	.300	5-5	10	3	3	0	0	0	0	3	.300	3	0	2	0	.462	0	1	0-0	10	11	1	.955
HALL,Kieren	.300	4-4	10	1	3	0	0	0	0	3	.300	2	0	1	0	.417	0	0	0-0	3	9	2	.857
VANN,Christopher	.294	8-6	17	2	5	1	0	0	1	6	.353	3	1	4	0	.429	0	0	4-4	24	9	3	.917
WARDLE,Benjamin	.250	5-4	12	0	3	0	0	0	1	3	.250	0	0	5	0	.250	0	0	1-2	4	1	0	1.000
HOUSTON,Luke	.238	9-9	21	7	5	0	0	0	5	5	.238	5	1	3	0	.393	1	1	5-5	31	11	2	.955
HANCOCK,Caydyn	.211	6-6	19	3	4	1	0	0	0	5	.263	1	0	4	0	.250	0	0	3-3	6	4	1	.909
BROWN,Mitchell	.167	5-4	12	1	2	0	0	0	2	2	.167	0	0	3	0	.167	0	0	2-2	1	1	0	1.000
LAMONT,Darcy	.154	5-4	13	1	2	1	0	0	3	3	.231	1	0	2	0	.214	0	0	1-1	4	2	3	.667
HYDE,Kristian	.143	3-3	7	1	1	0	0	0	0	1	.143	1	0	1	0	.250	0	0	0-0	3	3	0	1.000
CHASE,Mitchell	.143	3-3	7	0	1	0	0	0	1	1	.143	0	0	1	0	.143	0	0	0-1	11	1	1	.923
TURNER,Shane	.077	5-5	13	1	1	0	0	0	1	1	.077	2	0	3	0	.200	0	0	2-2	2	1	0	1.000
HATCHER,Todd	.000	4-3	8	3	0	0	0	0	0	0	.000	2	0	3	0	.200	0	0	1-1	12	0	0	1.000
NICOLETTO,Cayden	.000	1-1	2	0	0	0	0	0	0	0	.000	0	1	1	0	.333	0	0	0-0	2	0	1	.667
Totals	.278	10-10	252	61	70	9	4	2	38	93	.369	34	3	46	0	.369	1	2	52-57	175	81	25	.911
Opponents	.345	10-10	264	87	91	16	4	0	71	115	.436	43	11	52	2	.452	3	3	31-32	177	82	31	.893

LOB - Team (54), Opp (61). DPs turned - Team (4), Opp (1). Picked off - HOUSTON,L 1, HALL,K 1, GREENHAM,J 1, DUYCKERS,L 1.

### (All games Sorted by Fielding pct)

Player	c	po	a	e	fld%	dp	sba	csb	sba%	pb	ci
GREENHAM,Joshua	25	19	6	0	1.000	0	15	0	1.000	0	0
HATCHER,Todd	12	12	0	0	1.000	0	1	0	1.000	0	0
HYDE,Kristian	6	3	3	0	1.000	0	0	0	---	0	0
WARDLE,Benjamin	5	4	1	0	1.000	0	1	1	.500	0	0
TURNER,Shane	3	2	1	0	1.000	0	1	0	1.000	0	0
BROWN,Mitchell	2	1	1	0	1.000	0	3	0	1.000	0	0
DUYCKERS,Levi	32	30	1	1	.969	2	0	0	---	0	0
HOUSTON,Luke	44	31	11	2	.955	0	0	0	---	0	0
JOHNSON,Callum	22	10	11	1	.955	1	1	0	1.000	0	0
CHASE,Mitchell	13	11	1	1	.923	0	7	0	1.000	1	0
VANN,Christopher	36	24	9	3	.917	1	8	0	1.000	2	0
HANCOCK,Caydyn	11	6	4	1	.909	0	0	0	---	0	0
HALL,Kieren	14	3	9	2	.857	1	6	0	1.000	0	0
JAMES,Mitchell	6	1	4	1	.833	0	0	0	---	0	0
BARNES,Ashley	28	8	14	6	.786	3	6	0	1.000	0	0
RODOREDA,Malaki	9	4	3	2	.778	2	5	0	1.000	0	0
LAMONT,Darcy	9	4	2	3	.667	0	2	0	1.000	0	0
NICOLETTO,Cayden	3	2	0	1	.667	0	4	0	1.000	0	0
NICOLETTA,C	1	0	0	1	.000	0	0	0	---	0	0
Totals	281	175	81	25	.911	4	31	1	.969	3	0
Opponents	290	177	82	31	.893	1	52	5	.912	3	0

Game date	Opposing team	Score	r-h-e	/	r-h-e	Inns	Overall	Under 14	Pitcher of record	
Jan 11, 2014	vs New South Wales-14	<u>6-11</u>	L	6-9-4	/	11-10-5	7	0-1-0	0-0-0	None
Jan 12, 2014	VICTORIA WHITE-14	<u>7-3</u>	W	7-7-2	/	3-6-4	7	1-1-0	1-0-0	None
Jan 12, 2014	QUEENSLAND-14	<u>0-10</u>	L	0-3-3	/	10-15-0	5	1-2-0	1-1-0	None
Jan 13, 2014	vs West Aust Red-14	<u>4-17</u>	L	4-5-4	/	17-13-3	7	1-3-0	1-2-0	None
Jan 13, 2014	at Victoria Blue-14	<u>1-14</u>	L	1-2-2	/	14-15-0	5	1-4-0	1-3-0	None
Jan 14,2014	at Northern Terr-14	<u>17-6</u>	W	17-13-0	/	6-6-7	4	2-4-0	2-3-0	None
Jan 15, 2014	at Aust Terr-14	<u>9-2</u>	W	9-11-2	/	2-2-4	7	3-4-0	3-3-0	None
Jan 15, 2014	at Country NSW-14	<u>12-6</u>	W	12-10-1	/	6-9-5	6	4-4-0	4-3-0	None
Jan 17, 2014	vs South Australia-14	<u>3-13</u>	L	3-4-3	/	13-9-2	5	4-5-0	4-4-0	None
Jan 18, 2014	vs Aust Terr-14	<u>2-5</u>	L	2-6-4	/	5-6-1	7	4-6-0	4-4-0	None



# WA State HEAT Under 16s

## 2014 National Championship – Sydney

### U16s Coaches Report

I would first like to give thanks to the board of BWA for selecting me as head of U16's WA State Team for 2013/14, for the second year in a row.

The coaching staff consisted of Ryan Shoun, Travis Roost, and myself. Travis Roost was first appointed assistant coach by the BWA board. Roost had experience as a State Coach a couple years back for Rod Drew and the U14's. Ryan Shoun was then added as another assistant coach on my recommendation. Shoun, from the US, brought lifelong experiences, along with being an assistant with the 2012/13 U14 WA State Team National Champions from last year. Both coaches brought professionalism and leadership to the team, were good communicators, and very easy to work with as a coaching staff.

Renee Rawlinson was appointed EO. It was Renee's first time as a State Team EO.

With the NYC weeks away, we divided our training sessions between Barbagallo Ballpark and Wembley Baseball Club. Training at Barbagallo Ballpark every other week allowed us to utilize training sessions with our U18 State Team and coaches. Owen Reid, and his intern strength coach Sean, did a very good job getting the boys fit for the tournament. I highly recommend them for future state teams.

The Goodwill Series as always is a successful series as it gives our coaching staff a preview of what our boys are capable of in game situations as a team. However, I would recommend better competition level for our state team players in the years to come. Beating teams by mercy rule does not make for a better ball club. I would suggest, playing the U18's or an older American team, or the Women's State Team. The only team who we played twice was the American U16 Reds, once in pool play and once in the final.

Our flights to Sydney and return to Perth, along with the travel in the vans, all went very well. Hotel accommodation was good, however, just a bit out of way from the field. 25-30 min travel time between hotel and playing grounds.

#### TOURNAMENT PLAY

Through the first round of play, WA was the number one seed with a record of 6-1. Mason Talbot had emerged as our top hitter driving in a number of runs for WA. Josh Rawlinson had turned in the best pitching performance up to this point, beating Vic Blue. Other notables were Josh Diggins with a couple big inside the park home runs, along with Tyson Cosgrove who was hitting well for average, and Jess Williams who was good on defense.

Round 2 Pool Play A, we played NSW in our first game of a

doubleheader day, and played very poorly in the field. We just didn't make the plays behind what I thought was good pitching by WA. Multiple fielding errors were costly as we lost 6 - 10. Our next game against Vic Blue was a big game for WA as we needed this win to stay in contention of a GF birth. Connor Walsh pitched very well as he led the way to a WA victory. The following day, we played CNSW with the winner advancing to the Grand Final the following day. CNSW through the first round of games were not very strong. They slid into the top four of Pool A play, by picking up a win due the forfeit by WA along the way. CNSW jumped out to an 8-0 lead in the first innings against WA. The Heat starting pitching could not get an out, which led to a quick change of relief pitching, which then turned into a grand slam home run by a CNSW batter. The final score saw WA beaten by a huge upset at 4 - 14 (7 inns).

WA squared off with Vic Blue for the Bronze Medal Game and beat the Vics for the third time in tournament play to bring home 3rd Place in the tournament for WA.

CNSW went on to beat NSW in another big upset, to win the tournament. Josh Diggins of WA took home the Tournament MVP Trophy.

#### TOURNAMENT PLAY SUMMARY

As a second year head coach in this tournament, I found there were changes to the rules and regulations in the tournament that made, at times, managing a bit more difficult than last year's tournament. Players had to play a full 4 games to qualify. This means no one is allowed to sub into the game except for an injury. We were forced to pick our matchups according to our schedule. Play the weaker players against the projected weaker teams and play the stronger players against the stronger teams. At the end of the day, we didn't perform when we needed to. Win as a team, lose as a team.

We breached the regulation rules on day one of a double header by playing a pitcher in the outfield in the second game, who threw a pitching substantial in game one. No excuse for this. All three coaches overlooked the rule somehow. It is not a rule in Baseball WA. I also found the ABF tournament staff, inconsistent on a daily basis, with player qualification and pitch count feedback inaccurate, which resulted in our second rule and regulation breach by the WA coaching staff. As head coach, I sincerely apologies to the WA Board, for these regulation breaches and at the time felt extremely embarrassed not only personally, but for WA as well. It is with great pride and honor to represent WA Baseball. This did not affect the outcome of our tournament and was not a distraction to the players. This

concludes my run as a state team coach in WA Baseball, as my family and fatherly duties are a priority now moving forward. Thanks again!

Ryan Schurman, Head Coach, Under 16s

---

## Executive Officer's Report

### UNDER 16 STAFF

Head Coach: Ryan Schurman  
Assistant Coach: Ryan Shoun  
Assistant Coach: Travis Roost  
Executive Officer: Renee Rawlinson

### UNDER 16 TEAM

Jake Baker	Briley Knight
Ulrich Bojarski	Jordan Power
Ryan Brice	Joshua Rawlinson
Tyson Cosgrove	Luke Satie
Joshua Diggins	Jack Smalpage
Zacharie Evers	Mason Talbot
Nicholas Gillies	Dion Urbas
Alex Hall	Connor Walsh
Courtney Jones	Jess Williams
Ryan Kift	MacLain Wilson

This team consisted of four 1st year Under 16's players and 16 2nd year Under 16's players.

### GROUNDS AND TRAINING

Tryouts were held at Barbagallo Baseball Park. Training was held alternate Mondays and Fridays and every Wednesdays, Wednesdays and Fridays were at Wembley Club grounds. Monday training sessions were held at Barbagallo Baseball Park with the Under 18's. Josh Rawlinson and Ryan Kift were named as Captains of the team.

### SCORERS AND STATISTICS

We did not have a scorer from WA this year. Participation for each day was emailed via the Tournament Director to me and I forwarded them to the Coaches.

### UMPIRE

The umpire from WA was Neil Medlin.

### FINANCE AND FUNDRAISING

The cost for the 2014 series was approximately \$3250, dependant on if players already had gear and if they bought any extra items.

This included airfares, transport, accommodation, all meals, team photos and miscellaneous fees.

Players who had played in last year's National tournament

did not have to purchase any uniform if it still fit them, unless they needed to change their number. All other players had to purchase full uniforms.

Letters for individual Sponsorship were made available to all players with a few obtaining personal sponsorships via Local Shires and Government Departments.

Fundraising activities undertaken for all State Teams were Kripsy Kremes, Movie Night at the Ball Park and running the Canteen during Perth Heat games and State League nights.

Krispy Kremes was once again successful although a change of pick up venue from the Canteen to Gosnells Clubroom at the last minute made things awkward as this was the same night as Cap Night. I would recommend that next year we drop this fundraiser as it is difficult for the EO's to manage without any help.

Movie Night was a big success this year, with a little more notice we managed to make a reasonable profit. There was plenty of good feedback from parents, and all who attended seemed to enjoy the night.

Heat Canteen was an awesome fundraiser, within the first few series all players received a rebate to their fees of \$63.15 with more to go back to parents who have done their canteen duties. I would like to thank Mrs June Anderson who graciously gave up her time for us and helped me clean and run the canteen this season. I would also like to thank Natalie Todd for helping me with the initial setup of menu, cleaning the kitchen when we took over and helping, when possible, in the canteen as well as on State League nights, as well as Deanne Saupold who also helped with cleaning and daily setup and serving when needed.

### CAP NIGHT

Cap Night was held on Friday the 13th of December 2014 at Barbagallo Baseball Park. All players and Coaching Staff were presented on the Diamond by BWA Officials as well as Heat players Luke Hughes and Scott Mitchinson before the commencement of a Heat game.

### TRAVEL AND TRANSPORT

The team flew from Perth to Sydney return via Virgin Airways. On return we came home with 16 boys, 4 going to different places before their return on other days.

As we were landing at 5:30pm we would be picking up 2 vans and a trailer for our gear as the 1 tonne van was to be picked up out of the airport and that office would be closed by this time. However upon picking up the vans the trailer light was broken and they had a 1 tonne van to give us.

We only had one issue with the 1 tonne van, while filling up with diesel before dropping it off the battery failed and we had to call the Europcar office. They dispatched the NRMA, fortunately we were able to jumpstart the vehicle. I called Europcar and cancelled the NRMA. I had informed the Europcar Office at the Airport in my first call to them

that the battery was flat, but I also believe that one of the Coaches also informed them on our arrival.

#### ACCOMMODATION AND MEALS

The U16 Team stayed at the Quest Apartments in Castle Hill, approximately 20 minutes from Blacktown International Sports Park.

Players stayed in rooms of either 3 or 4 per 2 roomed apartments. All rooms featured cupboards and drawers for clothes, kitchen facilities, including a dishwasher, as well as a washing machine and dryer. The Coaches also had the same style room while I had a single room and used the laundry facilities on the ground floor which was easy access. The Apartments did not have a pool or place for the boys to play, although they did have an area on the 5th floor for BBQ where the boys could hang out. Also, situated in an industrial area meant that after working hours the boys were able to play ball games out the front of the building and were always vigilant and accommodating of vehicles traveling past.

Team meetings were held in one of the Coaches rooms which were squishy but made it more fun for them.

Management staff told me they were very good boys and always polite. They always asked how we went when we returned from games.

On our first morning in Sydney we took the boys shopping and allowed them to purchase items for the next several days breakfasts. We did the same again half way through the tournament and the food lasted until we left.

Lunch was provided every day at the grounds, we had a choice and could hand in our orders two days ahead or keep the same order every day. The boys chose to keep the order the same and to swap with each other if they were bored of their order. Fruit and muesli bars and bottled water were also supplied.

Most nights we ate at the Castle Hill Tavern, they provided a variety of meals at a special price for us. Towards the last few days we had a pizza night after a late game which we all took to the 5th floor BBQ area.

#### TOURNAMENT

The 2014 U16 National Youth Championships were held in Blacktown, NSW at Blacktown International Sports Park over 8 days from January 7th to January 14th. The main diamond, home of the Sydney Bluesox, was very good and had plenty of shade, however the other two diamonds had relatively no shade and small dugouts. All Baseball NSW staff and volunteers were very friendly and would go out of their way to help when asked.

On day two Tournament Director Adrian Steer asked Coach Schurman and I come in early to the office and attend a meeting. We were informed that as Connor Walsh had pitched a Substantial in the first game on day 1, he

should not have taken a position on the diamond in the second game on the same day. Therefore we would forfeit the game 9-0.

On day seven after our early game TD Adrian asked for myself and Coach Schurman to once again meet with him in the office. He informed us that as Jordan Power had pitched a major the day before he was not supposed to enter the game this day. As this should be a forfeit of the game considering we had lost by quite a few runs the score would stand as if they took it to 9-0 the winning team NSW Country could possibly loose out by the standings changing against them.

#### PERFORMANCE

Our Under 16 Team started out very well and won all their pre pool games (including the 2nd game forfeit), all players gave their best. The other States teams were competitive and kept us on our toes.

#### OUTINGS

On our first day there while Coach Schurman and I went to the Coach and EO meeting Assistant Coaches Shoun and Roost took the boys to the movies.

On Day 4 of the Tournament Coach Schurman also arranged tickets for the Coaches and boys to go into Sydney via train to the Cricket where the Perth Scorchers played the Sydney Sixers.

Day 7 saw us take the players to an Aquatic Centre in Blacktown after our game to do a rehab session.

#### INJURIES

Jake Turnbull had to pull out of the team several weeks before we left due to ongoing medical concerns and was replaced by Briley Knight.

On our first night at Quest Apartments Ulrich Bojarski cut his middle finger just below the knuckle open in a 'u' shape. The flesh was open down to the bone and in my opinion needed to be looked at. Assistant Coach Travis Roost and I took Ulrich to the Emergency Department of Blacktown Hospital. We arrived at 11:00pm and waited until 2:45am to be seen, when the Doctor acknowledged that it needed stiches. After having 3 stiches I queried how long or if Ulrich could play baseball as we were at a National Tournament and the Doctor replied he would not recommend playing until the stiches were taken out in 7-9 days and wouldn't say he could in case a secondary infection occurred.

After conferring with Cassandra Sedgman and Tournament Director Adrian Steer who confirmed this on the first day of games, they suggested taking him to the Doctor to see when he could be cleared and retrieve a note so they could adjust his participation to suit.

Upon returning and giving Cassandra and Adrian the

paperwork from the Doctor they decided that since nowhere did a Doctor say he couldn't play it was up to the Coaches and parents. The Coaches then had him rest for 2 days then allowed him to play. Before the games I strapped it securely. From the fifth day to the last day Ulrich had the wound dressed by Medic Chris Conway who also commented that he couldn't believe he was playing with the wound still not sealed.

There were no major injuries from any of the boys during the tournament.

#### AWARDS

Josh Diggins received Fielder's Choice MVP and the Hitting Awards at the Tournament.

Team MVP was awarded to Mason Talbot at the wind-up.

#### CONCLUSION

The boys were fantastic, we had no problems with them. In fact most of them were a lot of fun to be around and kept us all laughing. The parents should be proud of this group of boys!

The accommodation was comfortable and clean, with facilities in each set of rooms allowing all to clean our own clothes as necessary I would have no hesitation in staying there again, however a pool or some grounds for the boys to play would be nice.

I would like to thank the Board for allowing me to be a part of the U16's this year, it was very enlightening and I have a new appreciation for the amount of work that previous and other EO's have put in.

I would also like to thank Natalie Todd for her support in helping me through as a new EO.

Renee Rawlinson, Under 16 Executive Officer

### (All games Sorted by Earned run avg)

Player	era	w-l	app-gs	cg	sho	sv	ip	h	r	er	bb	so	2b	3b	hr	ab	b/avg	wp	hbp	bk	sfa	sha
SATIE, Luke	0.00	0-0	1-0	0	0/1	0	1.0	2	0	0	1	0	0	0	0	5	.400	0	0	0	0	0
BAKER, Jake	1.50	2-0	2-0	0	0/0	0	6.0	7	1	1	2	4	0	0	0	24	.292	2	0	0	0	0
BRICE, Ryan	2.45	1-0	3-2	0	0/1	0	7.1	5	4	2	3	7	1	0	0	29	.172	2	1	0	1	0
WILSON, Maclain	2.70	2-0	4-0	0	0/0	0	6.2	6	2	2	1	6	2	0	0	27	.222	0	1	0	0	0
DIGGINS, Joshua	3.38	1-0	3-0	0	0/0	0	8.0	6	7	3	4	7	0	0	1	33	.182	0	0	1	0	0
POWER, Jordan	4.82	0-1	3-2	0	0/0	0	9.1	14	7	5	3	5	1	1	0	40	.350	0	1	0	1	0
WILLIAMS, Jess	6.00	1-0	4-0	0	0/0	1	6.0	5	4	4	5	5	0	0	0	22	.227	0	3	1	0	0
WALSH, Connor	6.14	0-0	3-2	0	0/0	0	7.1	11	6	5	7	9	0	0	0	30	.367	4	0	0	0	0
RAWLINSON, Joshua	8.31	0-0	2-2	0	0/0	0	8.2	18	10	8	3	4	4	1	0	45	.400	1	1	0	0	0
SMALPAGE, Jack	11.57	0-0	1-0	0	0/0	0	2.1	7	3	3	0	1	1	0	0	14	.500	0	0	0	0	0
COSGROVE, Tyson	17.18	0-0	2-2	0	0/0	0	3.2	9	8	7	3	4	2	0	0	22	.409	1	0	0	0	0
GILLIES, Nicholas	17.18	1-1	3-1	0	0/0	0	3.2	7	7	7	3	1	0	0	0	17	.412	0	2	0	1	0
TALBOT, Mason	36.00	0-0	1-0	0	0/0	0	1.0	4	5	4	5	0	0	0	0	7	.571	1	0	0	0	0
Totals	6.46	8-2	11-11	0	1/1	1	71.0	101	64	51	40	53	11	2	1	315	.321	11	9	2	3	0
Opponents	11.91	2-8	11-11	0	0/0	0	65.0	106	110	86	67	40	26	9	2	295	.359	30	11	5	8	4

PB - Team (1), URBAS, D 1, Opp (2). Pickoffs - Team (1), WALSH, C 1, Opp (1). SBA/ATT - JONES, C (7-8), URBAS, D (3-4), GILLIES, N (4-4), WALSH, C (2-4), POWER, J (2-3), RAWLINSON, J (3-3), BRICE, R (1-1), BAKER, J (1-1). WILSON, M (1-1).

### Under 16 record: 8-3

Player	avg	gp-gs	ab	r	h	2b	3b	hr	rbi	tb	slg%	bb	hbp	so	gdp	ob%	sf	sh	sb-att	po	a	e	fld%
POWER,Jordan	.833	6-4	6	5	5	1	0	0	2	6	1.000	2	0	0	0	.778	1	0	0-0	0	7	3	.700
BOJARSKI,Ulrich	.533	6-6	15	8	8	4	0	0	10	12	.800	4	1	1	0	.619	1	0	0-0	34	3	0	1.000
TALBOT,Mason	.469	10-10	32	11	15	6	1	0	12	23	.719	5	0	3	0	.541	0	0	1-1	2	6	0	1.000
COSGROVE,Tyson	.435	10-10	23	7	10	3	0	0	7	13	.565	5	0	4	0	.536	0	0	4-4	11	21	5	.865
JONES,Courtney	.429	8-7	21	4	9	2	1	0	10	13	.619	5	0	1	3	.483	3	0	1-1	31	1	2	.941
BAKER,Jake	.385	6-4	13	2	5	2	0	0	4	7	.538	2	1	4	0	.500	0	0	0-1	33	4	0	1.000
WILLIAMS,Jess	.367	9-8	30	13	11	3	3	0	13	20	.667	1	1	2	0	.406	0	0	1-1	10	20	5	.857
EVERS,Zacharie	.364	6-5	11	4	4	0	0	0	4	.364	4	1	0	0	.563	0	2	4-4	4	0	0	1.000	
RAWLINSON,Joshua	.321	11-10	28	13	9	0	3	0	5	15	.536	7	3	5	1	.500	0	0	2-2	6	5	1	.917
SATIE,Luke	.308	8-6	13	8	4	1	0	0	2	5	.385	5	0	3	0	.474	1	2	1-1	10	2	0	1.000
WALSH,Connor	.300	6-5	10	2	3	0	0	0	1	3	.300	2	0	0	0	.417	0	0	0-0	3	3	1	.857
HALL,Alex	.294	7-5	17	4	5	2	0	0	5	7	.412	3	0	1	0	.381	1	0	0-1	8	11	3	.864
URBAS,Dion	.273	4-4	11	3	3	1	0	0	2	4	.364	3	0	2	0	.429	0	0	0-1	19	1	0	1.000
DIGGINS,Joshua	.261	9-7	23	12	6	0	1	2	10	14	.609	7	0	5	0	.433	0	0	2-4	14	0	1	.933
KIFT,Ryan	.250	8-6	20	6	5	0	0	0	5	.250	8	2	5	0	.500	0	0	4-6	9	0	0	1.000	
KNIGHT,Briley	.250	5-5	12	3	3	1	0	0	2	4	.333	1	1	3	0	.333	1	0	0-0	14	4	1	.947
SMALPAGE,Jack	.100	5-4	10	5	1	0	0	0	0	1	.100	3	1	1	0	.357	0	0	1-1	5	2	0	1.000
BRICE,Ryan	.000	3-2	0	0	0	0	0	0	0	0	.000	0	0	0	0	.000	0	0	0-0	0	0	0	.000
GILLIES,Nicholas	.000	3-1	0	0	0	0	0	0	0	0	.000	0	0	0	0	.000	0	0	0-0	0	1	0	1.000
WILSON,Maclain	.000	4-0	0	0	0	0	0	0	0	0	.000	0	0	0	0	.000	0	0	0-0	0	0	0	.000
Totals	.359	11-11	295	110	106	26	9	2	85	156	.529	67	11	40	4	.483	8	4	21-28	213	91	22	.933
Opponents	.321	11-11	315	64	101	11	2	1	51	119	.378	40	9	53	8	.409	3	0	12-15	195	93	38	.883

LOB - Team (80), Opp (90). DPs turned - Team (9), Opp (8). Picked off - POWER,J 1.

### (All games Sorted by Fielding pct)

Player	c	po	a	e	fld%	dp	sba	csb	sba%	pb	ci
BAKER,Jake	37	33	4	0	1.000	2	1	0	1.000	0	0
BOJARSKI,Ulrich	37	34	3	0	1.000	6	0	0	---	0	0
URBAS,Dion	20	19	1	0	1.000	0	3	1	.750	1	0
SATIE,Luke	12	10	2	0	1.000	0	0	0	---	0	0
KIFT,Ryan	9	9	0	0	1.000	0	0	0	---	0	0
TALBOT,Mason	8	2	6	0	1.000	1	0	0	---	0	0
SMALPAGE,Jack	7	5	2	0	1.000	0	0	0	---	0	0
EVERS,Zacharie	4	4	0	0	1.000	0	0	0	---	0	0
GILLIES,Nicholas	1	0	1	0	1.000	0	4	0	1.000	0	0
KNIGHT,Briley	19	14	4	1	.947	2	0	0	---	0	0
JONES,Courtney	34	31	1	2	.941	0	7	1	.875	0	0
DIGGINS,Joshua	15	14	0	1	.933	0	0	0	---	0	0
RAWLINSON,Joshua	12	6	5	1	.917	0	3	0	1.000	0	0
COSGROVE,Tyson	37	11	21	5	.865	5	0	0	---	0	0
HALL,Alex	22	8	11	3	.864	4	0	0	---	0	0
WILLIAMS,Jess	35	10	20	5	.857	3	0	0	---	0	0
WALSH,Connor	7	3	3	1	.857	0	2	2	.500	0	0
POWER,Jordan	10	0	7	3	.700	0	2	1	.667	0	0
BRICE,Ryan	0	0	0	0	.000	0	1	0	1.000	0	0
WILSON,Maclain	0	0	0	0	.000	0	1	0	1.000	0	0
Totals	326	213	91	22	.933	9	12	3	.800	1	0
Opponents	326	195	93	38	.883	8	21	7	.750	2	0

Game date	Opposing team	Score	r-h-e	/	r-h-e	Inns	Overall	Under 16	Pitcher of record		
Jan 07, 2014	VICTORIA WHITE	W	<u>15-1</u>		15-10-1	/	1-2-4	5	1-0-0	1-0-0	GILLIES,N (W 1-0)
Jan 07, 2014	vs Country NSW		<u>7-2</u>	L	7-10-3	/	2-8-6	7	1-1-0	1-1-0	None
Jan 08, 2014	vs South Australia	W	<u>16-11</u>		16-13-1	/	11-14-4	7	2-1-0	2-1-0	BAKER,J (W)
Jan 09, 2014	VICTORIA BLUE	W	<u>13-6</u>		13-9-3	/	6-12-4	7	3-1-0	3-1-0	WILSON,M (W)
Jan 09, 2014	vs Aust Capital Territ	W	<u>10-0</u>		10-9-1	/	0-5-1	5	4-1-0	4-1-0	BRICE,R (W)
Jan 10, 2014	vs Queensland	W	<u>5-4</u>		5-8-3	/	4-8-2	7	5-1-0	5-1-0	DIGGINS,J (W)
Jan 11, 2014	vs New South Wales	W	<u>15-2</u>		15-15-2	/	2-3-5	5	6-1-0	6-1-0	WILSON,M (W)
Jan 12, 2014	vs New South Wales		<u>6-10</u>	L	6-9-3	/	10-10-3	7	6-2-0	6-2-0	POWER,J (L)
Jan 12, 2014	VICTORIA BLUE	W	<u>9-6</u>		9-7-2	/	6-15-3	7	7-2-0	7-2-0	BAKER,J (W)
Jan 13, 2014	vs Country NSW		<u>4-14</u>	L	4-7-3	/	14-13-4	7	7-3-0	7-3-0	GILLIES,N (L)
Jan 14, 2014	vs Victoria Blue	W	<u>10-8</u>		10-9-0	/	8-11-2	7	8-3-0	8-3-0	WILLIAMS,J (W)

## WA Perth HEAT Under 18s 2014 National Championship

Pos	Standings
1	New South Wales
2	Western Australia
3	Territories
4	South Australia
5	Queensland
6	Victoria Blue
7	Country New South Wales
8	Victoria White



### Coaches Report

#### STAFF

Head Coach:	Mark Pettit
Assistant Coaches:	Andrew Kyle
Assistant Coach:	Mike Burgermeister
Executive Officer:	Deanne Saupold
Sports Trainer:	Carol Williams

Before I begin this report I would like to congratulate Rod Drew and the U14 team on their outstanding effort in claiming National Championships. It is a wonderful

achievement and they should be very proud of this outstanding achievement.

To Steve Fish and the Perth Heat organisation your win to claim back the Claxton Shield shows that you continue to set the benchmark for Baseball in Australia and give us all something to aim for.

**RESILIENCE.** This is the first word that comes to my mind when I think of the 2014 U18 Heat team. Between announcing the team in mid October and the Goodwill Series in December there were 3 forced changes to the team. To have one is sometimes an interesting situation but to have 3 could give the team (players, parents, coaching

staff and organisation when I say team) a valid reason to go away and have a crutch to fall back on should things get any tougher....

The players however took it upon themselves to lift from this and once again added a real positive edge to the Heat brand of Baseball that now has a reputation to be envied by other states. The team played their way to the National Championship game and very nearly defied the odds to bring home another Championship.

#### TRYOUTS

Once again tryouts were held at Baseball Park and over a series of weeks the squad that started at was finally down to the initial team of 20. From this first team of 20 three players; David Smith, Stuart Ralph and Tristan King were replaced by Jesse Sequeira, Jay Cross and Jordan Gilbert. Tryouts were held over a number of weeks and although some players commenced trials and then dropped out before the team was announced the feedback from the players about the tryout process was positive.

#### TRAINING

**VENUES.** Once training commenced we tried something different this year and that was to access a club ground on a Wednesday night so my thanks go to Rod Drew and the South Perth Baseball Club for allowing us to use their facility. In our search for a ground I would also like to thank Darren Claxton and the Perth Baseball Club for offering the use of their ground as well.

After several weeks the coaching staff decided to move back to Baseball Park on a Wednesday to allow for continuation and with several of our players involved every Wednesday night in State League games it allowed for a better flow of information. On behalf of the U18 team I would like to thank Baseball WA for allowing us to use such an amazing facility. Having access to this certainly makes our preparation more detailed.

**PRACTICE.** At this point I must pay tribute to Owen Reid, Andrew Lange, Scott Goodin and all of the other assistants who contributed to a very detailed Strength and Conditioning Program throughout the U18 program. To have such professional and dedicated staff in a particular field to be able to work with the players was a huge bonus and a great initiative from the High Performance staff at BWA. I also want to sincerely thank Steve Fish, Greg Jelks, Tony Adamson and Graeme Lloyd for allowing us to practice with the Heat team on a number of occasions and also for their valuable input. They were always available to work with our players and answer any questions that we may have. It shows that we are still an amazing organisation that works together.

#### GOODWILL SERIES

Once again this is a major part of our preparation for the National Championships and once again we would like to

thank the Swan Districts Baseball Club and Sue Reid for their work in coordinating this major event. The games are invaluable and I hope the competitors in all of the other teams got as much out of the games as we did.

#### TOURNAMENT

Words can't describe the range of emotions and sense of pride that as a coaching staff we feel about this year's team. The team performed as a solid until all tournament. They lifted in certain circumstances and did everything they could to give them selves a chance to win the Championship. The support we had from our accommodation was exceptional and we could not criticise our facilities. The playing venue suffered from a lack of facilities and some wear and tear but ACT baseball were always prepared to listen and were ready to help when they could to ensure that all teams had an enjoyable experience. Our parent group that came with us I am sure had an amazing time and their support was amazing. They were "loud and proud" and their support of us as a coaching staff was appreciated and they are an amazing group of people.

#### STAFF

Dea Saupold is an amazing Executive Officer. She has everything planned and organised so that the team has the best chance to perform at their peak on the field. She is a wonderful contact point for the parents and her advice on many issues whilst we are away is called on by the Coaching staff. She has helped develop a communication plan for the players so that no stone is left unturned in the preparation of the team. I think the positive reports that our team receives when we go away off the field are a true reflection of the respect that Dea is held in by the players as her expectations are very high and well communicated. Thanks again Dea.

Carol Williams leaves no stone unturned in accessing extra help if it is required and is an invaluable part of the U18 program. It is not often that a member of a coaching staff receives written praise from another state but the letter that BWA received in relation to Carol she should be extremely proud of. As an organisation we should be proud as well because to have the foresight to have someone like Carol involved is a major asset and reason why our programs function so well. Carol is a hard working, dedicated professional who wants to give every player the opportunity to perform at their best.

Mike Burgermeister and Andy Kyle are the main reasons why our team came together. Their patience, enthusiasm, knowledge and guidance are invaluable. To have such quality people makes it a lot of fun to be involved. They are hard working and take a lot of pride in our organisation and what we are trying to achieve.

Our Bat Boy Digby Pettit in his second year did a wonderful job and he gets better each year so thanks Diggers. Finally to our players, a massive thank you. You have

shown me what is possible when we decide to believe in each other. You picked each other up when we were down, and played great baseball to get to that final game. We had a lot of fun as a coaching staff because you were all great fun to be around. I wish you all well and remember what you achieved because every single one of you, at some stage in the tournament, did something exceptional to contribute to our success.

Mark Petti, Coach, WA State HEAT

## Executive Officer's Report

### STAFF

Head Coach	Mark Pettit
Assistant Coach	Andrew Kyle
Assistant Coach	Mike Burgermeister
Sports Trainer	Carolyn Williams
Executive Office	Deanne Saupold

### TEAM

Jhai Anderson	Jake Bowey
Daniel Bourke	Steven Baxter
Jay Cross	Alex Grulich
Jordan Gilbert	Jesse Hackett
Chris Hendrickson	Josh Hendrickson
Sam Kennelly	Alan Kenny
Jarrold Large	Mitch Neunborn
Alex Oehme	Michael Ryan
Jesse Sequiera	Rhys Steedman
Tomas Swinson	Andrew White

SCORER – Caroline Adamson. Thank you Caroline.

UMPIRE – Mike Penn

### TRAINING

Training was held at Barbagallo Ball Park on Monday and Wednesday nights. They trained in conjunction with the Perth Heat which gave the boys plenty of time to familiarise themselves with each other.

### FUNDRAISING

Canteen and Krispy Kreme. Movie Night

### COST

The cost this year was \$3100, this included new playing tops, gear and walk out tops which made the boys look very smart, we did have a lot of comments about the way they looked when all together.

### CAP NIGHT

Once again held at Barbagallo Ball Park before the Perth Heat game, which I think works really well.

### ACCOMMODATION AND TRAVEL

Travel was organised through Baseball WA and we flew Virgin Airlines there and back, the accommodation was at The Pinnacle Apartments in Canberra. These Apartments worked out really well for the boys and gave them time to bond as team members. There were 5 to a room and we did have to swap a bed around for one of the pitchers because they only had a sofa bed, which was a little rough. The manager didn't mind and all was restored back to normal before we left.

### MEALS

Most meals were close to the apartments within walking distance. Meals at the ground were OK but no variety.

### TOURNAMENT: 3rd January 2014, Narrabundah

The grounds were in good nick but to use all the facilities we were told we couldn't as this belonged to the Canberra Cavalry. Also the Council shifted some games due to mowing and watering.

Shade was an issue as well as the ice for the games. Double header days we had to get our own.

Canteen for the spectators was really bad, no variety and they kept on running out of things.

Considering the list South Perth had in regards to what they should have at a tournament it was pretty bad. Only three things on the menu..... Sausage sizzle in a piece of bread, bacon and egg, and hamburger with no salad. All this could have been a lot better if Cavalry had of let the other teams use the Canteen that is there.

AWARDS – Michael Ryan made the All Stars Team.

### INJURIES

We had injuries from before we went away.

Tristan King broke his leg and David White pulled out with a bad shoulder.

This is why we brought in Jordan Gilbert and Jesse Sequiera a week before Goodwill. Thanks boys.

### IN CONCLUSION

I would once again like to thank Carol Williams for all her hard work on and off the field. This is a credit to Carol and BWA to have someone like her on our trips. We received a lovely letter from the Vic Blue team manager and coaches in regards to Carol who worked on a young boy who they were going to send home if he didn't see someone about his back. Thanks again Carol.

To the parent that came over for the games and the ones that didn't. From the stories we heard every day you all seemed to have had a great time and your support throughout the tournament was great.

Thanks again and I hope I can continue to be here for a few more years yet.

Deanne Saupold, Under 18's Executive Officer





**(All games Sorted by Earned run avg)**

Player	era	w-l	app-gs	cg	sho	sv	ip	h	r	er	bb	so	2b	3b	hr	ab	b/avg	wp	hbp	bk	sfa	sha
BAXTER,Steven	0.00	0-0	4-0	0	0/0	0	8.1	4	2	0	2	5	1	0	0	27	.148	1	1	0	1	0
HACKETT,Jesse	0.00	0-0	2-0	0	0/0	0	1.2	1	0	0	0	1	0	0	0	4	.250	0	0	0	1	0
HENDRICKSON,Joshua	1.08	0-0	3-2	0	0/0	0	8.1	6	3	1	5	5	3	0	0	32	.188	0	0	0	0	0
RYAN,Michael	1.38	0-0	3-2	0	0/0	0	13.0	13	4	2	5	3	1	1	0	47	.277	3	0	0	0	1
GILBERT,Jordan	1.93	0-0	4-0	0	0/0	0	4.2	6	3	1	0	5	1	0	0	22	.273	1	0	1	0	0
OEHME,Alexander	3.38	0-0	3-3	0	0/0	0	13.1	13	6	5	8	10	3	0	0	54	.241	0	1	0	0	0
STEEDMAN,Rhys	3.86	0-0	2-2	0	0/0	0	7.0	7	4	3	2	4	2	0	0	30	.233	1	0	1	0	0
HENDRICKSN,Christphr	4.05	0-0	3-0	0	0/0	0	6.2	5	3	3	3	2	1	0	1	25	.200	1	0	0	0	0
WHITE,Andrew	4.91	0-0	4-0	0	0/0	0	7.1	5	5	4	4	2	0	0	0	26	.192	0	2	2	1	0
ANDERSON,Jhai	12.27	0-0	4-0	0	0/0	0	3.2	7	7	5	4	1	2	0	0	20	.350	1	1	2	0	0
KENNY,Alan	13.50	0-0	3-1	0	0/0	0	4.0	7	6	6	4	4	3	0	0	17	.412	0	0	0	1	1
LARGE,Jarrod	14.40	0-0	3-1	0	0/0	0	5.0	6	9	8	5	2	1	2	0	22	.273	2	2	0	0	0
NEUNBORN,Mitchell	27.00	0-0	1-0	0	0/0	0	1.0	4	3	3	0	0	1	0	0	6	.667	1	0	0	1	0
Totals	4.39	0-0	11-11	0	0/0	0	84.0	84	55	41	42	44	19	3	1	332	.253	11	7	6	5	2
Opponents	6.56	0-0	11-11	1	0/0	0	81.0	79	73	59	76	60	23	4	1	309	.256	17	12	1	4	0

PB - Team (0), Opp (4). Pickoffs - Team (1), OEHME,A 1, Opp (3). SBA/ATT - BOWEY,J (8-10), CROSS,J (5-6), HENDRICKSN,J (3-3), OEHME,A (3-3), KENNY,A (2-2), HACKETT,J (0-1), HENDRICKSN,C (1-1), LARGE,J (1-1), RYAN,M (0-1), GILBERT,J (1-1), STEEDMAN,R (1-1), BAXTER,S (0-1), ANDERSON,J (1-1).

### Under 18 record: 7-4

Player	avg	gp-gs	ab	r	h	2b	3b	hr	rbi	tb	slg%	bb	hbp	so	gdp	ob%	sf	sh	sb-att	po	a	e	fld%
LARGE,Jarrold	.429	3-2	7	2	3	0	0	0	0	3	.429	1	0	0	0	.500	0	0	1-1	2	3	1	.833
STEEDMAN,Rhys	.333	4-2	3	3	1	0	0	0	0	1	.333	4	2	2	0	.778	0	0	0-1	25	2	1	.964
BOWEY,Jake	.323	9-9	31	3	10	2	1	0	7	14	.452	4	0	2	1	.400	0	0	1-2	40	5	2	.957
CROSS,Jay	.310	11-11	29	7	9	3	0	0	5	12	.414	12	1	4	1	.512	1	0	1-1	12	1	0	1.000
SWINSON,Tomas	.269	9-9	26	7	7	2	1	0	9	11	.423	8	1	5	1	.457	0	0	4-5	18	0	0	1.000
KENNELLY,Samuel	.268	11-11	41	10	11	4	0	1	13	18	.439	3	0	6	3	.311	1	0	1-1	26	27	8	.869
NEUNBORN,Mitchell	.265	10-10	34	8	9	1	1	0	7	12	.353	9	0	6	1	.419	0	0	1-1	17	30	4	.922
BOURKE,Daniel	.258	9-9	31	5	8	4	0	0	5	12	.387	1	2	12	0	.324	0	0	0-0	48	13	2	.968
RYAN,Michael	.250	1-1	4	0	1	0	0	0	0	1	.250	0	0	0	1	.250	0	0	0-0	10	6	1	.941
SEQUEIRA,Jesse	.231	11-10	26	6	6	1	1	0	5	9	.346	10	2	2	1	.450	2	0	3-3	15	0	2	.882
HACKETT,Jesse	.226	11-10	31	8	7	3	0	0	6	10	.323	6	1	6	2	.368	0	0	0-0	13	20	7	.825
GRULICH,Alexander	.182	11-11	33	12	6	2	0	0	7	8	.242	15	2	9	1	.460	0	0	7-8	17	1	0	1.000
ANDERSON,Jhai	.167	2-2	6	2	1	1	0	0	1	2	.333	1	0	1	0	.286	0	0	0-0	5	4	1	.900
WHITE,Andrew	.000	2-1	4	0	0	0	0	0	0	0	.000	1	0	2	1	.200	0	0	0-0	1	1	0	1.000
GILBERT,Jordan	.000	2-1	2	0	0	0	0	0	0	0	.000	1	1	2	0	.500	0	0	0-0	1	1	0	1.000
HENDRICKSN,Christphr	.000	1-0	1	0	0	0	0	0	0	0	.000	0	0	1	0	.000	0	0	0-0	0	0	0	.000
Totals	.256	11-11	309	73	79	23	4	1	65	113	.366	76	12	60	13	.416	4	0	19-23	252	121	29	.928
Opponents	.253	11-11	332	55	84	19	3	1	45	112	.337	42	7	44	7	.345	5	2	13-16	243	102	20	.945

LOB - Team (86), Opp (81). DPs turned - Team (10), Opp (14). CI - Team (0), Opp (1). Picked off - SEQUEIRA,J 2, BOWEY,J 1.

### (All games Sorted by Fielding pct)

Player	c	po	a	e	fld%	dp	sba	csb	sba%	pb	ci
SWINSON,Tomas	18	18	0	0	1.000	0	0	0	---	0	0
GRULICH,Alexander	18	17	1	0	1.000	0	0	0	---	0	0
CROSS,Jay	13	12	1	0	1.000	0	5	1	.833	0	0
OEHME,Alexander	5	1	4	0	1.000	1	3	0	1.000	0	0
HENDRICKSON,Joshua	3	1	2	0	1.000	1	3	0	1.000	0	0
WHITE,Andrew	2	1	1	0	1.000	0	0	0	---	0	0
GILBERT,Jordan	2	1	1	0	1.000	0	1	0	1.000	0	0
KENNY,Alan	1	0	1	0	1.000	0	2	0	1.000	0	0
BOURKE,Daniel	63	48	13	2	.968	1	0	0	---	0	0
STEEDMAN,Rhys	28	25	2	1	.964	4	1	0	1.000	0	0
BOWEY,Jake	47	40	5	2	.957	2	8	2	.800	0	0
RYAN,Michael	17	10	6	1	.941	1	0	1	.000	0	0
NEUNBORN,Mitchell	51	17	30	4	.922	5	0	0	---	0	0
ANDERSON,Jhai	10	5	4	1	.900	2	1	0	1.000	0	0
SEQUEIRA,Jesse	17	15	0	2	.882	0	0	0	---	0	0
KENNELLY,Samuel	61	26	27	8	.869	8	0	0	---	0	0
LARGE,Jarrold	6	2	3	1	.833	0	1	0	1.000	0	0
HACKETT,Jesse	40	13	20	7	.825	2	0	1	.000	0	0
HENDRICKSN,Christphr	0	0	0	0	.000	0	1	0	1.000	0	0
BAXTER,Steven	0	0	0	0	.000	0	0	1	.000	0	0
Totals	402	252	121	29	.928	10	13	3	.813	0	0
Opponents	365	243	102	20	.945	14	19	4	.826	4	1

Game date	Opposing team	Score	r-h-e	/	r-h-e	Inns	Overall	Under 18	Pitcher of record
Jan 05, 2014	vs South Aust	W <u>9-5</u>	9-11-5	/	5-7-1	9	1-0-0	1-0-0	None
Jan 06, 2014	vs Country NSW	<u>3-5</u> L	3-5-3	/	5-3-0	7	1-1-0	1-1-0	None
Jan 06, 2014	vs New South Wales	W <u>10-4</u>	10-6-2	/	4-5-2	7	2-1-0	2-1-0	None
Jan 07, 2014	vs Victoria White	W <u>15-4</u>	15-13-0	/	4-12-6	7	3-1-0	3-1-0	None
Jan 08, 2014	vs Victoria Blue-1	W <u>8-4</u>	8-10-4	/	4-5-2	7	4-1-0	4-1-0	None
Jan 08, 2014	vs Aust Capital Territ-2	W <u>9-2</u>	9-5-2	/	2-6-3	7	5-1-0	5-1-0	None
Jan 09, 2014	vs Queensland	<u>1-11</u> L	1-4-3	/	11-14-0	9	5-2-0	5-2-0	None
Jan 10, 2014	vs Victoria Blue	<u>1-4</u> L	1-6-5	/	4-9-0	7	5-3-0	5-3-0	None
Jan 10, 2014	vs Queensland	W <u>6-4</u>	6-6-2	/	4-6-1	7	6-3-0	6-3-0	None
Jan 11, 2014	vs New South Wales	W <u>10-9</u>	10-7-0	/	9-10-2	9	7-3-0	7-3-0	None
Jan 12, 2014	vs Queensland	<u>1-3</u> L	1-6-3	/	3-7-3	9	7-4-0	7-4-0	None

# WA State HEAT Womens 2014 National Championship – NSW

## Executive Officers Report

The Australian Women's National Championships were held in NSW from the 19th April to 26th April 2014.

### STAFF:

Head Coach:	Daniel Hayes
Assistant Coach:	Scott Carney
Assistant Coach:	Chris Dennis (pulled out)
Assistant Coach/EO:	Amanda Mirco
Physio (shared with 15's)	Christine Goonewerdene

### TEAM AND TRAINING

This year saw a small increase in the number of players trying out for the teams from previous years. Trials were conducted at Baseball Park, Braves Baseball Club and Carine Baseball Clubs through the months of December and January.

The senior women's state team was entered into the Goodwill Series over the Christmas Holiday period. This allowed for the staff to see players in game situations against good opponents and was helpful when making team selections. We were able to field a side on all days except for the final day. As this is a senior team a large number of the players still have to work over this period, only being available on public holidays. If the tournament's number of days is reduced down, then I suggest that the team be entered again, but in the lower age bracket as this would be closer to the skill level of the women's team.

A number of players pulled out before the team was announced forcing the staff's hand when selecting the team. The team selected is as follows:

Kaitlin Barnes  
Katelyn Berriman  
Kaila Borgomastro  
Rose Burnfield\*  
Tabitha Callander  
Rebecca Crosby  
Morgan Doty  
Nicole Gunzburg  
Brittany Keen  
Christina Kreppold  
Sammy Oakley  
Kori Pisani  
Tegan Rowe  
Karina Watson  
Renee Wells

Casey Werner  
Alexandra Worth

\*Rose had to withdraw from the team a week prior to the tournament for medical reasons and did not travel with the team.

The team trained at Baseball Park, Gosnells Baseball Club, Carine Baseball Club and Braves Baseball Club in the lead up to leaving for the Championships. Thank you to all of the clubs that allowed us to use their facilities. The coaching staff would also like to thank Daniel Schmidt who assisted with our pitching staff when available.

### FINANCES

The cost for each player this year was \$2745.00 for those players that needed a new playing shirt and \$2663.75 for those that did not. These figures covered all costs incurred by the team including airfares, accommodation, meals, team photo, uniforms and all BA levies and fees.

All players were given individual letters to help secure sponsorship including grants from local councils and businesses.

\$1500 team sponsorship was secured from Mirco Bros Pty Ltd, the team would like to thank Gean Mirco in particular for her support of the women's state program. The team would also like to thank Fielders Choice for their ongoing commitment to the women's state programme.

A number of fundraising events were run this year. A raffle was run at the BWA finals, Krispy Kreme doughnuts were sold and a movie night was organised, for any player that wanted to participate. All of these were successful events.

Accommodation was once again organised with the help of Rhonda Fiorentino, thank you Rhonda for helping. Accommodation was secured at the Manta Wollongong. It was of a high standard, close to the city centre, beach and local Worker's Club where BA dinners were held.

Please note that due to change of venue (please see below) there was a shortfall in the budget for fuel allowances.

### VENUE

The National Championships were supposed to have been held in Wollongong, but due to flooding of the fields less than two weeks from the start of the tournament it was no longer possible to play at the original venue.

The event was moved to two fields that were closer to Sydney. This resulted in travel times of up to an hour each way every day to games, with over 2000kms travelled in 9 days.

Thank you to the Moorebank Baseball/Softball Club and Campbelltown Ghosts Baseball Club for stepping up and hosting this event and the Under 15's, as they were both very close to being cancelled.

Due to the travel times involved, it was very difficult to support the under 15's team during the week, which was disappointing, but the players health and wellbeing had to come first.

#### RESULTS

The WA Women's State Heat finished 5th at the 2014 National Championships. A result that was very disappointing to the staff and the players. Having beaten the eventual runner-ups in group play and competing to the last inning with the eventual winners, it was very tough for all involved.

#### CONCLUSION

Although it was not a successful year in terms of results, the team had 7 first time players that now have some experience when competing at the next Nationals. WA had its largest ever number of players that were named in the Australian

Women's Team squad from which the World Cup team will be named.

Congratulations to the Under 15's team on their silver medal. A great achievement for the staff and players involved, the future looks very bright.

There are currently rumours circulating that the Women's National Championships will be moved to January. I strongly advise against this as this is when the softball Nationals Championships is held for their senior, under 19 and under 17 women's. Our programme here in WA and in other states, has only strengthened with players migrating from softball to baseball, if these players are forced to choose between the two sports it will only weaken our sport. Note that there was a large number of players involved in our 15's team who came from softball to play as we now have a state team at this level, without those players we not have been able to field a team.

Thank you Dan Hayes for his hard work in leading this programme the past 2 years, it has been a pleasure working with you.

Amanda Mirco  
WA Women's Assistant Coach/Executive Officer.

### (All games Sorted by Earned run avg)

Player	era	w-l	app-gs	cg	sho	sv	ip	h	r	er	bb	so	2b	3b	hr	ab	b/avg	wp	hbp	bk	sfa	sha
BARNES, Kaitlin	0.00	2-0	3-0	0	0/0	0	5.2	1	1	0	2	6	0	0	0	19	.053	0	1	0	0	0
MIRCO, Amanda	0.00	0-0	2-0	0	0/0	0	1.2	2	0	0	0	2	1	0	0	7	.286	1	0	0	0	0
CALLANDER, Tabitha	0.00	0-0	1-1	0	0/0	0	1.1	0	0	0	3	2	0	0	0	4	.000	0	0	0	0	0
BORGOMASTRO, Kaila	1.11	1-0	2-1	0	0/0	0	6.1	2	2	1	2	7	0	0	0	21	.095	0	0	0	0	0
WERNER, Casey	2.90	0-1	3-2	0	0/0	0	9.2	8	6	4	4	1	2	0	0	37	.216	0	0	0	0	1
CROSBY, Rebecca	3.00	1-1	2-1	0	0/0	0	7.0	5	4	3	4	7	1	0	0	28	.179	1	0	0	0	0
GUNZBURG, Nicole	3.32	2-0	4-1	0	0/0	0	6.1	9	7	3	5	1	2	0	0	31	.290	1	2	1	0	0
DOTY, Morgan	3.82	0-1	2-2	0	0/0	0	7.1	5	6	4	8	6	2	0	0	28	.179	1	1	0	0	1
KREPPOLD, Christina	6.30	0-0	3-1	0	0/0	1	3.1	1	3	3	6	5	0	0	0	12	.083	1	0	0	0	0
PISANI, Kori	15.75	0-0	2-0	0	0/0	0	1.1	2	4	3	0	0	1	0	0	8	.250	0	4	0	0	0
Totals	2.94	6-3	9-9	0	0/0	1	50.0	35	33	21	34	37	9	0	0	195	.179	5	8	1	0	2
Opponents	9.77	3-6	9-9	0	0/0	1	48.0	87	97	67	48	24	22	2	0	243	.358	11	11	0	4	1

PB - Team (0), Opp (1). Pickoffs - Team (2), GUNZBURG, N 1, BORGOMASTRO 1. SBA/ATT - WORTH, A (6-6), WATSON, K (5-5), CROSBY, R (3-3), DOTY, M (3-3), BARNES, K (1-1), KREPPOLD, C (1-1), WERNER, C (1-1), BORGOMASTRO (1-1), GUNZBURG, N (1-1).

### Womens 2014 record: 6-3

Player	avg	gp-gs	ab	r	h	2b	3b	hr	rbi	tb	slg%	bb	hbp	so	gdp	ob%	sf	sh	sb-att	po	a	e	fld%
CALLANDER,Tabitha	.536	9-9	28	17	15	3	0	0	8	18	.643	4	0	2	0	.576	1	0	4-4	9	14	4	.852
KREPPOLD,Christina	.500	9-9	28	14	14	9	2	0	16	27	.964	4	1	4	0	.576	0	1	2-2	13	16	4	.879
OAKLEY,Sammy	.500	4-1	6	0	3	0	0	0	1	3	.500	0	0	0	0	.500	0	0	0-0	0	0	1	.000
CROSBY,Rebecca	.429	9-9	28	10	12	3	0	0	11	15	.536	3	2	1	0	.515	0	0	4-4	42	6	0	1.000
ROWE,Tegan	.400	5-3	15	6	6	0	0	0	7	6	.400	1	0	2	0	.438	0	0	0-0	5	5	1	.909
WATSON,Karina	.350	9-8	20	9	7	1	0	0	5	8	.400	8	1	3	0	.533	1	0	1-2	12	0	0	1.000
BORGOMASTRO,Kaila	.318	9-9	22	13	7	2	0	0	9	9	.409	10	0	0	0	.531	0	0	1-1	8	12	6	.769
DOTY,Morgan	.286	9-9	28	9	8	1	0	0	8	9	.321	2	1	1	0	.344	1	0	2-3	17	3	0	1.000
KEEN,Brittany	.286	9-7	14	6	4	0	0	0	4	4	.286	3	0	3	0	.412	0	0	2-3	4	1	2	.714
GUNZBURG,Nicole	.250	4-0	4	1	1	0	0	0	0	1	.250	0	0	0	0	.250	0	0	0-0	4	1	0	1.000
WORTH,Alexandra	.240	9-9	25	7	6	2	0	0	6	8	.320	8	3	5	0	.459	1	0	3-3	32	1	1	.971
WELLS,Renee	.222	9-7	18	3	4	1	0	0	6	5	.278	4	1	3	0	.391	0	0	0-0	4	1	1	.833
BERRIMAN,Katelyn	.000	4-1	5	2	0	0	0	0	3	0	.000	1	2	0	0	.375	0	0	0-0	0	1	1	.500
BARNES,Kaitlin	.000	1-0	1	0	0	0	0	0	1	0	.000	0	0	0	0	.000	0	0	0-0	0	2	0	1.000
PISANI,Kori	.000	1-0	1	0	0	0	0	0	0	0	.000	0	0	0	0	.000	0	0	0-0	0	1	0	1.000
Totals	.358	9-9	243	97	87	22	2	0	85	113	.465	48	11	24	0	.477	4	1	19-22	150	65	21	.911
Opponents	.179	9-9	195	33	35	9	0	0	25	44	.226	34	8	37	1	.325	0	2	11-11	144	54	27	.880

LOB - Team (66), Opp (56). DPs turned - Team (4), Opp (3).

### (All games Sorted by Fielding pct)

Player	c	po	a	e	fld%	dp	sba	csb	sba%	pb	ci
CROSBY,Rebecca	48	42	6	0	1.000	4	3	0	1.000	0	0
DOTY,Morgan	20	17	3	0	1.000	0	3	0	1.000	0	0
WATSON,Karina	12	12	0	0	1.000	0	5	0	1.000	0	0
GUNZBURG,Nicole	5	4	1	0	1.000	0	1	0	1.000	0	0
BARNES,Kaitlin	2	0	2	0	1.000	0	1	0	1.000	0	0
PISANI,Kori	1	0	1	0	1.000	0	0	0	---	0	0
WERNER,Casey	1	0	1	0	1.000	0	1	0	1.000	0	0
WORTH,Alexandra	34	32	1	1	.971	0	6	0	1.000	0	0
ROWE,Tegan	11	5	5	1	.909	0	0	0	---	0	0
KREPPOLD,Christina	33	13	16	4	.879	2	1	0	1.000	0	0
CALLANDER,Tabitha	27	9	14	4	.852	0	0	0	---	0	0
WELLS,Renee	6	4	1	1	.833	0	0	0	---	0	0
BORGOMASTRO,Kaila	26	8	12	6	.769	1	1	0	1.000	0	0
KEEN,Brittany	7	4	1	2	.714	0	0	0	---	0	0
BERRIMAN,Katelyn	2	0	1	1	.500	0	0	0	---	0	0
OAKLEY,Sammy	1	0	0	1	.000	0	0	0	---	0	0
MIRCO,Amanda	0	0	0	0	.000	0	0	0	---	0	0
Totals	236	150	65	21	.911	4	11	0	1.000	0	0
Opponents	225	144	54	27	.880	3	19	3	.864	1	0

Game date	Opposing team	Score	r-h-e	/	r-h-e	Inns	Overall	Womens 2014	Pitcher of record	
Apr 19, 2014	vs Queensland	<u>3-6</u>	L	3-1-2	/	6-7-1	5	0-1-0	0-1-0	DOTY,M (L)
Apr 19, 2014	vs NSW Country	<u>2-4</u>	L	2-4-3	/	4-2-0	7	0-2-0	0-2-0	CROSBY,R (L)
Apr 20, 2014	vs Vic White	W <u>12-1</u>		12-7-1	/	1-2-6	6	1-2-0	1-2-0	BORGOMASTRO (W)
Apr 21, 2014	vs New South Wales	<u>2-5</u>	L	2-7-1	/	5-8-2	7	1-3-0	1-3-0	WERNER,C (L)
Apr 22, 2014	vs Vic Blue	W <u>4-2</u>		4-5-1	/	2-5-2	7	2-3-0	2-3-0	CROSBY,R (W)
Apr 23, 2014	vs South Aust	W <u>19-2</u>		19-15-3	/	2-3-2	4	3-3-0	3-3-0	GUNZBURG,N (W)
Apr 23, 2014	vs Aust Terr	W <u>25-5</u>		25-20-4	/	5-3-6	5	4-3-0	4-3-0	BARNES,K (W)
Apr 25, 2014	vs South Aust	W <u>15-4</u>		15-14-2	/	4-2-2	5	5-3-0	4-3-0	BARNES,K (W)
Apr 26, 2014	vs Vic White	W <u>15-4</u>		15-14-4	/	4-3-6	5	6-3-0	4-3-0	GUNZBURG,N (W)

## U15 Women's Coach's Report

The WA Women's Heat U15's team travelled to Wollongong but due to bad weather was moved to Hammondville and Bradbury. Both clubs did a remarkable job in getting their fields up and running for the tournament on such short notice. This being the first Youth Heat team to travel to the national championship we didn't know what to expect.

### TRIALS

As women's baseball is still very early in its development to the game we didn't know how many players to expect. Overall we had about 20 young ladies to choose from. We had a few states softballers who tried out to boost our numbers. We held 4 try outs before naming a 15 women team. Unfortunately the other 6 pulled out. We were later joined by a South Australian Friendship player, to boost our numbers up to 16 (the tournament minimum.)

### TRAININGS

The biggest obstacle we had was that none of our girls had ever been away and had only known "club" level baseball. The coaching staff had to find ways to get the best out of the girls and keep them motivated. We also found that we had to go back to basics as we had some girls that had never played baseball, only softball. The basics of throwing, hitting and fielding took a while to grasp. We really only had access to the cages once a week at Baseball Park and then we had to find alternate training venues.

### TOURNAMENT

We had a tough first game going down to QLD 8-1. The team went hitless after facing a very tough QLD pitcher who had National experience. The coaching staff put this down to nerves and we knew now that the girls had had the first game under their belts we were going to see the best for the rest of the tournament. In the afternoon game we got our first win against ACT 10-6. We shuffled our line up around and the girls really produced collecting 8 hits.

Day 2 again bought a mixed bag. As we came up against the defending champions NSW. A very hard fought game from the girls going down 3-6. This game we out played NSW. It was very much a pitching dual. As we collected 2 hits to NSW 1. Our problem was that we gave up 6 unearned runs in the first from a couple of errors and walks. This was a tough loss for the girls but it also showed them that they have a real shot of a top 2 finish. The afternoon game bought success again against NSW 15-10. Our hitters really showing patience in the box, putting together a massive 14 walks. By the end of round 2 we could really see our strength's, our base running and our patience in the box.

Day 3 and the start of the second round bought us back up against QLD. The girls were determined to put their best

foot forward and show that the first game was all nerves. We came out up 12-8 to help us really show the rest of the competition that we deserved to be in the top 2.

Day 4 we had another double header going up against NSW, we were confident going in but we went down 10-1. We couldn't get the timely hits and with the girls never playing this many games in as many days, it came back to them. We had a team chat to remind the girls how far they have come and how much confidence we as the coaching staff had in them. In the afternoon game they bounced back to win 13-11. The girls gave it their all and was a great game.

Day 5 and the last day of the tournament. With no finals and NSW going undefeated, they had wrapped up the gold medal on day 4. We knew that we had a shot at silver. We spoke about all the different situations with the girls the night before so they were well prepared. A win for us, and a QLD loss and we could walk away with a silver medal. There was a lot going on when we got to the field with ACT upsetting QLD in the game before ours. The girls now knew a win would seal it for us. It was looking good half way through the game, until the coaching staff were told the ACT win had been reversed, so we will still need to win and have QLD lose their last game (which was after ours) We decided not to tell the girls as we wanted them to concentrate on the task at hand. In a very tough game we came out 7-6 against NSW. The girls celebrated and they deserved too. They had played an outstanding tournament but we had to tell them about the QLD game. We waited and watched the last game which went our way! The coaching's staff couldn't have been any prouder. These girls worked so hard and deserved the silver medal. Every girl contributed through out the tournament but I have to mention 2 very special young ladies. Meaghan Haggart, who caught majority of our games made the All Star team and Kelsey Brennan made the All Star team also. Kelsey also won the best batter of the tournament with an average of .667 (12 for 18).

### COACHES

Joe Borgomastro and Frankie Chong were the assistant coaches and both did a magnificent job. My thanks to both as they made my job a lot easier. Their knowledge of the game and also their willingness to take on new ideas. We really worked well together! Both I believe will be very good coaches in their own right in the near future.

Our physio and well she was part of our coaching staff was Chris Goonewardene. I can't thank you enough for not only keeping the girls on the field but also the off field work you did with the girls.

Colin Keen who was our EO was outstanding. The amount of work Colin put in in getting this team together, I don't think this could have happened without his efforts. I thank you for getting me involved.

Peter Torpy, U15 Women's Coach

## Executive Officer's Report

The 2014 Australian Youth Women's National Championships was hosted by New South Wales Baseball in April 2014. The tournament has been running for 3 years and WA have never been in a position to send a representative team. WA has on previous occasions sent a representative friendship player who has played for another state.

The following state teams participated in the tournament

- New South Wales (Reigning Champions)
- New South Wales Country
- Queensland
- Australian Capital Territory
- Western Australia

Victoria and South Australia had insufficient numbers to send teams and instead provided some friendship players to other states.

### TOURNAMENT DETAILS

April 18-22, 2014

Venue 1 Moorebank Baseball Softball Club

Heathcote Rd, Hammondville

Venue 2 Campbelltown Ghosts Baseball Club

Woodland Rd, Bradbury, NSW

The Championships were originally planned for Wollongong NSW, however due to severe weather the grounds were unplayable. The tournament was moved to Bradbury and Hammondville with great success and my compliments go to the ABF (Cassandra Sedgman), NSW Baseball (Adrian Steer), Moorebank Baseball Club and Campbelltown Ghosts Baseball Club.

Although the journey each day from Wollongong to the tournament was approximately an hour each way, the bus trip, team bonding and singing more than occupied the players and coaches.

### COACHING STAFF

Head Coach	Peter Torpy
Assistant Coach	Wen Wei Chong (Frankie)
Assistant Coach	Joe Borgomastro
Executive Officer	Colin Keen
Physiotherapist	Christine Goonewardene (Shared with Women's Team)
Bat Boy	Zander Goodwin

### TEAM SELECTION AND TRAINING

This was the first time that Western Australia has had the opportunity to enter a team in the U15 Youth Women's National Championships and we did not know what to

expect. With the success of the recent inaugural Friendship Series Team in 2013, we were hopeful of attracting good numbers to try-outs.

19 players attended try-out over the nominated trial sessions, during which 1 player withdrew. It was discovered that 2 players were deemed ineligible due to being approximately 1 week over the age restrictions which saw them join the WA Women's team and another player withdrew due to other sporting commitments. This left the team with 15 players, one short of the ABF required minimum.

As a result the ABF provided our team with a Friendship player from South Australia (Sarah McMahon) bring our team to 16.

The following WA Youth Women's team was selected:

Player Name	Uniform	Club
Emily Ashworth	6	Willetton
Kate Nolan	16	Willetton
Sidnee Barnett	7	Melville
Tayla Ricetti	13	Melville
Megan Everitt	28	Melville
Meaghan Haggart	23	Kalamunda
Caitlin Gordon	12	Kalamunda
Tayla Watkinson	14	Willetton
Rebecca Gale	77	Peel
Clare Johnston	60	Perth
Kelsey Brennan	22	Swan Districts
Mikayla Hyde	8	Swan Districts
Aimee Martin	20	Vic Park
Breanna Goodwin	4	Rockingham
Rachael Taylor	15	Willetton
Sarah McMahon	33	South Australia

### FINANCES

The costs for each player in the team was \$2268.59, slightly less for those friendship players who already had playing tops. The amount covered all costs for the tournament including: ABF Administration, Transport and Tournament fees, airfares, accommodation, meals, uniforms and Medical kit.

All players were provided with letters of team selection in order to secure fundraising opportunities from local council and businesses.

Thank you to Fielder's Choice for organising the team uniforms and providing sponsorship by way of supplying the coaches uniforms at no cost.

Accommodation was organised in conjunction with the Women's team by Rhonda Fiorentino and my thanks go out to her for the quality and costs.

### RESULTS

The Inaugural Youth Women's HEAT attended the tournament and played extremely well securing 2nd place and a Silver Medal.

## FINAL TOURNAMENT STANDINGS

Team	Played	Wins	Points	Standing
NSW	8	8	16	1
WA	8	5	10	2
QLD	8	4	8	3
NSW Country	8	3	6	4
ACT	8	0	0	5

Additional individual player awards were won by the following players:

### Batting Award

Kelsey Brennan – Batting Avg: .667

18 at Bats for 8 runs, 12 hits, 4 doubles and 10 RBI's

### All Star Team Selection

Kelsey Brennan and Meaghan Haggart

## CONCLUSION

The tournament was a great success and a huge step forward in the development of Women's baseball in WA. The Youth Women's team thoroughly enjoyed bonding with the Senior Women's team and watching them play at the highest level. I say a thank you to the Women's Heat who took the time to talk to players and encourage them during the tournament. I remember hearing one of the players say 'Krissey spoke to

me, did you see that, like wow she is so good, I hope I can get that good'.

Thank you to the coaching staff Pete Torpy, Joe Borgomastro, Frankie Chong and Chris Goonewardene. The nights spent planning teams and rosters was memorable and an experience we won't forget. Thank you to staff and coaches of the Women's Heat for patience and advice.

The success of the Youth Women's team has already seen an increase in numbers of girls attending try-outs for the 2014 Friendship Series. I hope we can continue this great success and return home with Gold in 2015.

I also note that the Women's National Championships has moved to January in 2015, which conflicts with the National Softball Tournament. I hope in the future Baseball and Softball can communicate to ensure we get the best of both worlds as many of our current state Youth Women's players are also state Softball players. If the tournaments remain at the same time, this may have a significant impact on our current development program.

Colin Keen

Executive Officer 2014 Youth Women's HEAT

WA Junior League Girls Development Administrator

## (All games Sorted by Earned run avg)

Player	era	w-l	app-gs	cg	sho	sv	ip	h	r	er	bb	so	2b	3b	hr	ab	b/avg	wp	hbp	bk	sfa	sha
BRENNAN,Kelsey	0.00	0-0	1-1	0	0/0	0	2.0	1	6	0	6	1	1	0	0	8	.125	3	1	0	0	0
BARNETT,Sidnee	0.00	0-0	1-0	0	0/0	0	1.0	0	0	0	1	2	0	0	0	3	.000	0	0	0	0	0
HAGGART,Meaghan	0.00	0-0	1-0	0	0/0	0	0.2	0	1	0	2	1	0	0	0	2	.000	0	0	0	0	0
HYDE,Mikayla	5.25	0-0	3-0	0	0/0	0	2.2	6	2	2	2	5	1	0	0	12	.500	0	0	0	0	0
JOHNSTON,Clare	6.00	0-0	3-0	0	0/0	0	2.1	1	3	2	7	2	1	0	0	6	.167	0	0	0	1	0
WATKINSON,Taylah	7.00	0-0	3-0	0	0/0	0	2.0	1	2	2	5	0	0	0	0	6	.167	0	0	0	0	0
GORDON,Caitlin	7.64	0-0	2-2	0	0/0	0	3.2	5	8	4	5	0	1	0	0	16	.313	0	0	1	0	0
MARTIN,Aimee	10.50	0-0	2-0	0	0/0	0	0.2	1	1	1	3	1	1	0	0	3	.333	1	0	0	0	0
McMAHON,Sarah	12.60	0-0	2-1	0	0/0	0	3.1	6	7	6	9	5	1	0	0	15	.400	1	0	0	0	0
GOODWIN,Breanna	12.60	0-0	1-1	0	0/0	0	1.2	4	8	3	3	2	1	0	0	12	.333	1	2	0	0	0
ASHWORTH,Emily	12.60	0-0	2-1	0	0/0	0	1.2	0	3	3	7	3	0	0	0	5	.000	1	0	0	0	0
RICETTI,Tayla	21.00	0-0	2-0	0	0/0	0	2.1	0	7	7	7	2	0	0	0	5	.000	2	2	0	0	0
EVERITT,Megan	21.00	0-0	1-1	0	0/0	0	2.0	7	9	6	4	3	1	0	0	13	.538	2	0	2	0	0
NOLAN,Kate	49.00	0-0	1-1	0	0/0	0	1.0	3	8	7	6	2	1	1	0	7	.429	2	0	0	0	0
Totals	11.15	0-0	8-8	0	0/0	0	27.0	35	65	43	67	29	9	1	0	113	.310	13	5	3	1	0
Opponents	11.64	0-0	8-8	0	0/0	0	27.2	40	62	46	61	34	6	2	0	124	.323	11	5	1	3	0

PB - Team (1), HAGGART,M 1, Opp (4). Pickoffs - Team (1), McMAHON,S 1. SBA/ATT - HAGGART,M (43-50), BRENNAN,K (15-16), HYDE,M (11-12), GORDON,C (9-12), EVERITT,M (7-8), McMAHON,S (7-7), WATKINSON,T (3-5), RICETTI,T (3-5), NOLAN,K (4-4), GOODWIN,B (3-3), JOHNSTON,C (2-2), BARNETT,S (2-2), MARTIN,A (1-1).



### Under 14 record: 10-0

Player	avg	gp-gs	ab	r	h	2b	3b	hr	rbi	tb	slg%	bb	hbp	so	gdp	ob%	sf	sh	sb-att	po	a	e	fld%
HAMILTON,Maverick	.786	5-4	14	10	11	3	0	0	11	14	1.000	2	0	0	0	.765	1	0	7-7	7	9	1	.941
SUMMERS,Dawson	.640	8-8	25	15	16	4	3	0	18	26	1.040	3	1	2	0	.606	4	0	4-4	16	16	3	.914
SCHAFFER,Beauden	.500	6-6	18	11	9	0	0	1	10	12	.667	2	0	1	1	.524	1	0	6-6	6	2	1	.889
SCHOFIELD,Mitchell	.500	4-4	14	9	7	0	0	0	5	7	.500	3	0	0	0	.556	1	0	6-6	4	5	0	1.000
DIGGINS,Chase	.480	7-7	25	10	12	2	4	0	12	22	.880	2	0	1	0	.519	0	0	2-2	1	4	0	1.000
DOWLING,Max	.471	5-4	17	7	8	1	0	0	5	9	.529	0	1	2	0	.500	0	0	4-4	2	0	1	.667
SOUTHEE,Lochlan	.455	4-4	11	5	5	3	0	0	4	8	.727	3	0	0	0	.571	0	0	3-3	19	4	1	.958
PELKONEN,Raleigh	.444	4-4	9	6	4	1	1	0	5	7	.778	3	2	2	0	.600	1	0	5-5	3	0	0	1.000
WRIGHT,Jett	.423	7-7	26	11	11	4	1	0	8	17	.654	1	0	1	0	.429	1	0	2-2	10	8	0	1.000
THOMPSON,Zak	.417	5-4	12	6	5	0	1	0	6	7	.583	3	0	3	0	.500	1	0	2-2	2	9	0	1.000
HARRIS-LEWIS,Isaiah	.409	6-6	22	10	9	0	1	1	4	14	.636	3	0	6	0	.480	0	0	6-6	9	1	1	.909
ARMSTRONG,Byron	.350	7-6	20	12	7	1	1	0	2	10	.500	1	2	3	0	.435	0	0	0-0	7	6	1	.929
DEAKIN,Ellis	.333	6-6	21	6	7	2	1	0	6	11	.524	2	0	5	0	.391	0	0	2-2	31	7	1	.974
TOVEY,Michael	.308	4-4	13	6	4	0	0	0	4	4	.308	3	0	2	0	.438	0	0	2-2	17	0	0	1.000
BRICE,Frazer	.300	4-4	10	5	3	2	0	0	5	5	.500	3	0	0	0	.429	1	0	1-1	16	1	1	.944
WRIGHT-PIHAMA,Tama	.286	6-6	14	4	4	0	1	0	5	6	.429	4	2	3	1	.476	1	0	4-4	4	1	1	.833
ERDMANN,Adam	.273	4-3	11	0	3	0	0	0	1	3	.273	0	0	1	0	.273	0	0	0-0	2	1	1	.750
FORTUNA,Luke	.200	4-4	10	7	2	0	2	0	3	6	.600	3	1	2	0	.375	2	0	1-1	21	7	2	.933
Totals	.435	10-10	292	140	127	23	16	2	114	188	.644	41	9	34	2	.497	14	0	57-57	177	81	15	.945
Opponents	.279	10-10	226	40	63	9	2	0	35	76	.336	34	7	58	3	.385	3	1	18-27	162	60	34	.867

LOB - Team (54), Opp (56). DPs turned - Team (4), Opp (2). CI - Team (2), FORTUNA,L 2. Picked off - FORTUNA,L 1.

### (All games Sorted by Fielding pct)

Player	c	po	a	e	fld%	dp	sba	csb	sba%	pb	ci
GORDON,Caitlin	12	8	4	0	1.000	1	9	3	.750	0	0
GOODWIN,Breanna	11	9	2	0	1.000	0	3	0	1.000	0	0
JOHNSTON,Clare	2	1	1	0	1.000	0	2	0	1.000	0	0
NOLAN,Kate	2	1	1	0	1.000	0	4	0	1.000	0	0
HAGGART,Meaghan	31	21	7	3	.903	0	43	7	.860	1	0
HYDE,Mikayla	19	13	4	2	.895	1	11	1	.917	0	0
ASHWORTH,Emily	8	7	0	1	.875	0	0	0	---	0	0
BARNETT,Sidnee	15	10	2	3	.800	1	2	0	1.000	0	0
WATKINSON,Taylah	8	2	4	2	.750	0	3	2	.600	0	0
BRENNAN,Kelsey	17	5	7	5	.706	0	15	1	.938	0	0
McMAHON,Sarah	6	1	3	2	.667	1	7	0	1.000	0	0
EVERITT,Megan	3	1	1	1	.667	0	7	1	.875	0	0
MARTIN,Aimee	3	1	1	1	.667	0	1	0	1.000	0	0
RICETTI,Tayla	2	1	0	1	.500	0	3	2	.600	0	0
GALE,Rebecca	1	0	0	1	.000	0	0	0	---	0	0
TAYLOR,Rachael	0	0	0	0	.000	0	0	0	---	0	0
Totals	140	81	37	22	.843	2	55	10	.846	1	0
Opponents	133	83	31	19	.857	0	68	3	.958	4	0

Game date	Opposing team	Score	r-h-e / r-h-e	Inns	Overall	U15s 2014	Pitcher of record
Apr 18, 2014	vs Queensland-15	<u>1-8</u>	L 1-0-4 / 8-4-2	4	0-1-0	0-1-0	None
Apr 18, 2014	vs Aust Capital Terr-15	W <u>10-6</u>	10-8-2 / 6-3-0	3	1-1-0	1-1-0	None
Apr 19, 2014	vs New South Wales-15	<u>3-6</u>	L 3-2-3 / 6-1-1	4	1-2-0	1-2-0	None
Apr 19, 2014	vs Country NSW-15	W <u>15-10</u>	15-5-3 / 10-5-1	3	2-2-0	2-2-0	None
Apr 20, 2014	vs Queensland-15	W <u>12-8</u>	12-6-4 / 8-5-3	3	3-2-0	3-2-0	None
Apr 21, 2014	NEW SOUTH WALES-15	<u>1-10</u>	L 1-5-3 / 10-7-1	4	3-3-0	3-3-0	None
Apr 21, 2014	at Aust Capital Terr-15	W <u>13-11</u>	13-9-0 / 11-4-5	4	4-3-0	4-3-0	None
Apr 22, 2014	vs Country NSW-15	W <u>7-6</u>	7-5-3 / 6-6-6	4	5-3-0	5-3-0	None

Baseball WA Ltd

# LEAGUE CHAMPIONSHIPS



# STATE LEAGUE 2013-14

Hitting minimums - 3.1 TPA/Game  
Pitching minimums - 2.3 IP/Game

## BATTING AVG

1. FERGUSON Andrew-WS	.424
2. SCORER Graeme-BRA	.415
3. JONES Andrew-WAN	.412
4. McGEE Josh-WS	.400
5. WALTERS Brett-SP	.394

## RUNS SCORED

1. WHEELER MAX-SP	43
2. GENTILI Nick-PE	40
3. FERGUSON Andrew-WS	32
SCORER Graeme-BRA	32
5. 3 tied at	31

## DOUBLES

1. HAGBERG Lucas-GOS	17
2. SCORER Graeme-BRA	13
3. 4 tied at	12

## TOTAL BASES

1. SCORER Graeme-BRA	89
2. DENNIS Chris-CAR	82
McGEE Josh-WS	82
4. FERGUSON Andrew-WS	77
5. WALTERS Brett-SP	76

## SAC BUNTS

1. MORTIMER Bradley-ROC	7
2. THOMPSON Reece-WS	5
3. 11 tied at	3

## TOTAL PLATE APPEARANCES

1. HAMMER Ben-SP	152
2. FERGUSON Andrew-WS	149
WHEELER MAX-SP	149
4. MILLER Michael-WEM	147
5. 2 tied at	145

## STRIKEOUTS

1. CARNEY Scott-CAR	45
2. FREE Clint-CAR	39
3. WALSH Andrew-WAN	38
4. CLAY Mark-ROC	37
5. BOYER Ryan-VP	36

## SLUGGING PCT

1. DENNIS Chris-CAR	.788
2. SCORER Graeme-BRA	.754
3. FERGUSON Andrew-WS	.653
4. JONES Andrew-WAN	.649
5. McGEE Josh-WS	.631

## HITS

1. McGEE Josh-WS	52
2. WALTERS Brett-SP	50
FERGUSON Andrew-WS	50
4. SCORER Graeme-BRA	49
5. JONES Andrew-WAN	47

## TRIPLES

1. WALSH Andrew-WAN	3
FERGUSON Andrew-WS	3
3. HANNAH Mark-ME	2
GENTILI Nick-PE	2
DENNIS Chris-CAR	2

## WALKS

1. DENNIS Chris-CAR	28
2. GENTILI Nick-PE	21
MILLER Michael-WEM	21
COURCHA Adam-GOS	21
5. WILSON Justin-ROC	19

## SAC FLIES

1. JONES Andrew-WAN	4
WARBURTON Jason-PE	4
3. BALGERA Clint-SD	3
BEARD Jacob-SP	3
SHORTO Ben-BRA	3

## AT BATS

1. WHEELER MAX-SP	130
McGEE Josh-WS	130
HAMMER Ben-SP	130
4. MURPHY Travis-ME	129
5. 3 tied at	127

## CAUGHT STEALING

1. BULLINGHAM Troy-WAN	5
2. DAVIS Nathan-BRA	4
ROBIDEAU Michael-VP	4
4. KEEPING Tyler-ROC	3
WHITE Jamie-GOS	3

## ON BASE PCT

1. FERGUSON Andrew-WS	.537
2. DENNIS Chris-CAR	.496
3. SCORER Graeme-BRA	.489
4. MILLER Michael-WEM	.483
5. WILSON Justin-ROC	.474

## RUNS BATTED IN

1. HAMMER Ben-SP	37
2. FERGUSON Andrew-WS	34
JONES Andrew-WAN	34
4. WALTERS Brett-SP	33
DENNIS Chris-CAR	33

## HOME RUNS

1. DENNIS Chris-CAR	10
2. SCORER Graeme-BRA	9
3. McGEE Josh-WS	
4. WALTERS Brett-SP	6
MILLER Michael-WEM	6

## HIT BY PITCH

1. FERGUSON Andrew-WS	12
2. IRWIN Nick-WAN	11
3. McIVER Michael-WEM	8
BEARD Jacob-SP	8
5. 6 tied at	7

## STOLEN BASES

1. WHEELER MAX-SP	20
WILSON Justin-ROC	20
3. MILLER Michael-WEM	15
4. CHAVES Brandon-VP	14
5. 2 tied at	12

## STEAL ATTEMPTS

1. WILSON Justin-ROC	22
2. WHEELER MAX-SP	21
3. CHAVES Brandon-VP	16
4. MILLER Michael-WEM	15
5. CLAY Mark-ROC	14

## GROUND INTO A DOUBLE PLAY

1. WHEELER MAX-SP	4
2. 7 tied at	3

## EARNED RUN AVERAGE

1. MOORE Ben-WS	1.33
2. SANDERSUS Gabe-GOS	1.71
3. DITTRICK Robert-ME	1.95
4. BOSSON Kevin-SP	2.12
5. McIVER Michael-WEM	2.16

## BATTERS STRUCK OUT

1. SANDERSUS Gabe-GOS	151
2. MOORE Ben-WS	147
3. McIVER Michael-WEM	117
4. SORENSEN Robert-WAN	110

## SAVES

1. SING Brendon-ME	5
2. MITCHINSON Scott-SP	4
3. 5 tied at	3

## GAMES FINISHED

1. SING Brendon-ME	13
2. DAWES Cody-SP	11
3. ROBIDEAU Michael-VP	10
4. FISCH Simon-WS	9
PRIBICEVICH Ryan-ROC	9

## SAC FLIES ALLOWED

1. JOHNSON Stuart-ROC	9
SING Brendon-ME	9
3. FREE Clint-CAR	4
HEPPLESTON Darcy-PE	4
ZENSZAK Michael-CAR	4

## WILD PITCHES

1. SHANNON Jack-BRA	21
2. FLEMING Jarad-VP	14
3. ROBIDEAU Michael-VP	11
LARGE Jarrod-CAR	11
5. WISHART Jeff-ROC	10

## EARNED RUNS ALLOWED

1. MOORE Ben-WS	17
2. DITTRICK Robert-ME	20
SANDERSUS Gabe-GOS	20
4. BOSSON Kevin-SP	24
5. McIVER Michael-WEM	28

## TRIPLES ALLOWED

1. MOORE Ben-WS	0
HEPPLESTON Darcy-PE	0
3. JOHNSON Stuart-ROC	1
MURPHY Todd-ME	1
OSSON Kevin-SP	1

## OPPOSING BAT AVG

1. SANDERSUS Gabe-GOS	.198
2. MOORE Ben-WS	.200
3. McIVER Michael-WEM	.204
4. DITTRICK Robert-ME	.207
5. BOSSON Kevin-SP	.209

## BATTERS SO OUT LOOKING

1. SILVI Joshua-SP	27
2. SORENSEN Robert-WAN	23
3. BOSSON Kevin-SP	21
4. MOORE Ben-WS	19
5. HEPPLESTON Darcy-PE	14

## APPEARANCES

1. HEPPLESTON Darcy-PE	20
MURPHY Todd-ME	20
MAXWELL James-WS	20
4. ROBIDEAU Michael-VP	19
5. AWES Cody-SP	18

## GAMES IN RELIEF

1. DAWES Cody-SP	18
2. SING Brendon-ME	17
3. COURCHA Adam-GOS	12
ROBIDEAU Michael-VP	12
5. FISCH Simon-WS	11

## LOSSES

1. HEPPLESTON Darcy-PE	9
2. ROBIDEAU Michael-VP	8
SORENSEN Robert-WAN	8
4. 4 tied at	7

<b>BALKS</b>		
1.	JOHNSON Stuart-ROC	2
	FREE Clint-CAR	2
3.	11 tied at	1

<b>HITS ALLOWED</b>		
1.	DITTRICK Robert-ME	74
2.	SANDERSUS Gabe-GOS	75
3.	BOSSON Kevin-SP	79
4.	MOORE Ben-WS	85
5.	McIVER Michael-WEM	87

<b>WALKS ALLOWED</b>		
1.	DITTRICK Robert-ME	14
2.	SANDERSUS Gabe-GOS	17
3.	MOORE Ben-WS	19
4.	JOHNSON Stuart-ROC	22
5.	BOSSON Kevin-SP	25

<b>HOME RUNS ALLOWED</b>		
1.	MOORE Ben-WS	2
	SANDERSUS Gabe-GOS	2
	McIVER Michael-WEM	2
	DITTRICK Robert-ME	2
5.	HEPPELSTON Darcy-PE	4

<b>INNINGS PITCHED</b>		
1.	McIVER Michael-WEM	116.2
2.	MOORE Ben-WS	115.0
3.	SORENSEN Robert-WAN	114.2
4.	JOHNSON Stuart-ROC	105.0
	SANDERSUS Gabe-GOS	105.0

<b>WINS</b>		
1.	MOORE Ben-WS	12
2.	BOSSON Kevin-SP	11
	McIVER Michael-WEM	11
4.	DITTRICK Robert-ME	9
5.	3 tied at	8

<b>GAMES STARTED</b>		
1.	MOORE Ben-WS	17
	MxIVER Michael-WEM	17
3.	SORENSEN Robert-WAN	16
	BOSSON Kevin-SP	16
	HEPPELSTON Darcy-PE	16

<b>SAC BUNTS ALLOWED</b>		
1.	McIVER Michael-WEM	7
2.	DITTRICK Robert-ME	6
	ULTARETTI Alessandro-SD	6
	SING Brendon-ME	6
5.	2 tied at	5

<b>RUNNERS PICKED OFF</b>		
1.	SILVI Joshua-SP	2
2.	5 tied at	1

<b>HIT BATTERS</b>		
1.	ROBIDEAU Michael-VP	14
2.	GRIGOLETTO Francesco-WEM	13
3.	HEPPELSTON Darcy-PE	10
	CZENSZAK Michael-CAR	10

<b>RUNS ALLOWED</b>		
1.	MOORE Ben-WS	21
2.	SANDERSUS Gabe-GOS	26
3.	BOSSON Kevin-SP	34
4.	McIVER Michael-WEM	41
	DITTRICK Robert-ME	41

<b>DOUBLES ALLOWED</b>		
1.	BOSSON Kevin-SP	10
2.	SANDERSUS Gabe-GOS	11
3.	DITTRICK Robert-ME	15
	MAXWELL James-WS	15
5.	McIVER Michael-WEM	18

<b>FIELDING PCT</b>		
1.	VAN SICKLER Greg-WAN	1.000
	CARR Adam-VP	1.000
	BULLINGHAM Troy-WAN	1.000
	DESANMIGUEL-GOS	1.000
	REDMAN Toby-WEM	1.000

<b>ASSISTS</b>		
1.	WHITE Dean-SD	92
2.	HAGBERG Lucas-GOS	86
3.	CHAVES Brandon-VP	78
4.	McGEE Jalen-WS	77
5.	WATSON Benn-PE	75

<b>CATCHERS INTERFERENCE</b>		
1.	KOTOWSKI Kevin-CAR	3
2.	WATERHOUSE Mitchell-VP	1
	BOWEY Jake-SP	1

<b>CAUGHT STEALING BY</b>		
1.	JONES Andrew-WAN	10
2.	BOSSON Kevin-SP	5
3.	BEARD Jacob-SP	4
	STANIEWICZ Zac-WAN	4
5.	SORENSEN Robert-WAN	3

<b>CHANCES</b>		
1.	JONES Andrew-WAN	264
	LIETCH Tim-GOS	264
3.	HOUSE Chris-ME	244
4.	BEARD Jacob-SP	238
5.	ADAMSON Robin-GOS	224

<b>FIELDING DOUBLE PLAYS</b>		
1.	LANGE Andrew-SP	9
	IRWIN Nick-WAN	9
	LEE Jamie-SP	7
4.	3 tied at	7

<b>STEAL ATTEMPTS AGAINST</b>		
1.	JONES Andrew-WAN	22
2.	SING Brendon-ME	13
	CLARK Kevin-BRA	13
4.	BEARD Jacob-SP	12
	OWEY Jake-SP	2

<b>ERRORS</b>		
1.	SHIER Mitchell-WEM	22
2.	MORTIMER Bradley-ROC	19
	ARNEY Scott-CAR	19
4.	KING Ben-WEM	13
5.	WATSON Benn-PE	12

<b>PUTOUTS</b>		
1.	LEITCH Tim-GOS	240
2.	JONES Andrew-WAN	236
3.	BEARD Jacob-SP	219
4.	HOUSE Chris-ME	217
5.	ADAMSON Robin-GOS	205

<b>PASSED BALLS</b>		
1.	CLARK Kevin-BRA	5
2.	JONES Andrew-WAN	4
	PARKINSON Cody-BRA	4
4.	WATERHOUSE Mitchell-VP	3
5.	3 tied at	2

<b>STOLEN BASES AGAINST</b>		
1.	SING Brendon-ME	13
2.	JONES Andrew-WAN	12
	CLARK Kevin-BRA	12
4.	BOWEY Jake-SP	10
5.	CLARK Harry-PE	9

## AAA GRADE 2013-14

Hitting minimums - 3.1 TPA/Game  
Pitching minimums - 2.3 IP/Game

<b>BATTING AVG</b>		
1.	RODRIGUEZ Jonathon-ROC	.500
2.	SING Brendon-ME	.426
3.	HODGE Michael-SP	.413
4.	ERIKSON Matt-WEM	.408
5.	CROSS Jay-SP	.377

<b>RUNS SCORED</b>		
1.	SNOW David-SP	23
2.	HODGE Michael-SP	21
	RUKSENAS Bryce-SP	21
	TOPE Brian-PE	21
5.	CROSS Jay-SP	18

<b>DOUBLES</b>		
1.	RODRIGUEZ Jonathon-ROC	8
2.	RUKSENAS Bryce-SP	7
3.	5 tied at	6

<b>TOTAL BASES</b>		
1.	RODRIGUEZ Jonathon-ROC	45
2.	ERIKSON Matt-WEM	38
3.	HODGE Michael-SP	34
	UKSENAS Bryce-SP	34
5.	2 tied at	30

<b>SAC BUNTS</b>		
1.	PATRICK Craig-WS	3
2.	WINTER Jarrod-SD	2
	BRENNAN Luke-SD	2
	BINNINGTON Tyler-GOS	2
5.	37 tied at	1

<b>TOTAL PLATE APPEARANCES</b>		
1.	SNOW David-SP	88
2.	HODGE Michael-SP	83
	TOPE Brian-PE	83
	ZAHRADNIK Dylan-WAN	83
5.	DONOVAN Brett-SP	80

<b>STRIKEOUTS</b>		
1.	MILLSON Tim-GOS	29
2.	ZAHRADNIK Dylan-WAN	27
3.	BULLINGHAM Jay-WAN	24
4.	SHIER Liam-WEM	23
5.	4 tied at	18

<b>SLUGGING PCT</b>		
1.	RODRIGUEZ Jonathon-ROC	.776
2.	ERIKSON Matt-WEM	.776
3.	RUKSENAS Bryce-SP	.548
4.	HODGE Michael-SP	.540
5.	SING Brendon-ME	.532

<b>HITS</b>		
1.	RODRIGUEZ Jonathon-ROC	29
2.	HODGE Michael-SP	26
3.	SNOW David-SP	25
4.	RUKSENAS Bryce-SP	23
5.	3 tied at	22

<b>TRIPLES</b>		
1.	CHAPMAN Kieran-WS	3
2.	SHANNON Jack-BRA	2
	RUKSENAS Bryce-SP	2
	SEQUEIRA Jesse-GOS	2
	VARIS Brandon-GOS	2

<b>WALKS</b>		
1.	HODGE Michael-SP	16
2.	SMALLPAGE Jack-VP	15
	WISBY Lee-GOS	15
4.	6 tied at	14

<b>SAC FLIES</b>		
1. DONOVAN Brett-SP	3	
HODGE Michael-SP	3	
3. 6 tied at	2	

<b>AT BATS</b>		
1. SNOW David-SP	75	
2. DONOVAN Brett-SP	73	
ZHRADNIK Dylan-WAN	73	
4. 3 tied at	63	

<b>CAUGHT STEALING</b>		
1. BARNES Jack-ROC	3	
BRENNAN Luke-SD	3	
COSGROVE Tyson-VP	3	
HOLT Cody-ME	3	
5. 7 tied at	2	

<b>ON BASE PCT</b>		
1. RODRIGUEZ Jonathon-ROC	.554	
2. PIRONE Jared-PE	.524	
3. HODGE Michael-SP	.518	
TOPE Brian-PE	.518	
5. SING Brendon-ME	.518	

<b>RUNS BATTED IN</b>		
1. HODGE Michael-SP	20	
SNOW David-SP	20	
3. MOYLE Leigh-PE	18	
SING Brendon-ME	18	
5. WEBB Toby-ME	17	

<b>HOME RUNS</b>		
1. ERIKSON Matt-WEM	4	
2. 5 tied at	2	

<b>HIT BY PITCH</b>		
1. TOPE Brian-PE	7	
ABBOT Justin-PE	7	
ZWAAN Adam-WEM	7	
4. ADAMS Hayden-WS	6	
5. VICAREY James-VP	5	

<b>STOLEN BASES</b>		
1. COSGROVE Tyson-VP	11	
2. ERIKSON Matt-WEM	10	
3. WEBB Toby-ME	8	
4. RUKSENAS Bryce-SP	7	
BRENNAN Luke-SD	7	

<b>STEAL ATTEMPTS</b>		
1. COSGROVE Tyson-VP	14	
2. WEBB Toby-ME	10	
ERIKSON Matt-WEM	10	
BRENNAN Luke-SD	10	
5. SNOW David-SP	8	

<b>GROUND INTO DOUBLE PLAY</b>		
1. EDWARDS Dryw-SP	4	
2. PARKINSON Cody-BRA	2	
3. 17 tied at	1	

<b>EARNED RUN AVG</b>		
1. ZACHARY Matt-PE	0.00	
RALPH Stuart-BRA	0.00	
HENDRICKS J-WEM	0.00	
ROSS Bradley-VP	0.00	
WHITE Jamie-GOS	0.00	

<b>BATTERS STRUCK OUT</b>		
1. BULLINGHAM Jay-WAN	97	
2. MacPHERSON Ben-WS	73	
3. DANIELE Chris-SD	71	
4. MANN Luke-SP	57	
5. SOFOULIS Adam-CAR	55	

<b>SAVES</b>		
1. DIXON Kent-WS	2	
DANIELE Chris-SD	2	
3. 16 tied at	1	

<b>GAMES FINISHED</b>		
1. ROSE Steven-VP	6	
BROUGHTON Toby-SD	6	
WISBY Lee-GOS	6	
4. 4 tied at	5	

<b>SAC FLIES ALLOWED</b>		
1. SOFOULIS Adam-CAR	6	
2. BROUGHTON Toby-SD	4	
3. 4 tied at	3	

<b>WILD PITCHES</b>		
1. PEOPLES Aaron-ME	14	
2. BAXTER Steven-WAN	12	
3. BULLINGHAM Jay-WAN	11	
4. SOFOULIS Adam-CAR	10	
VANDERWILK Kristen-CAR	10	

<b>EARNED RUNS ALLOWED</b>		
1. ZACHARY Matt-PE	0	
OTTOWAY Aaron-CAR	0	
ULARETTI Alex-SD	0	
RALPH Stuart-BRA	0	
COSGROVE Tyson-VP	0	

<b>TRIPLES ALLOWED</b>		
1. KING Blake-ROC	0	
OTTOWAY Aaron-CAR	0	
ULARETTI Alex-SD	0	
RALPH Stuart-BRA	0	
COSGROVE Tyson-VP	0	

<b>OPPOSING BAT AVG</b>		
1. JORISSEN T-CAR	.000	
RICHARDS Simon-WS	.000	
OLSEN Ethan-WAN	.000	
SMITH David-PE	.000	
OTTOWAY Aaron-CAR	.000	

<b>BATTERS STRUCK OUT LOOKING</b>		
1. BULLINGHAM Jay-WAN	24	
2. L'HERPINIERE Dylan-BRA	10	
3. COSGROVE Joshua-BRA	6	
O'CONNOR Steve-BRA	6	
5. 3 tied at	5	

<b>APPEARANCES</b>		
1. BULLINGHAM Jay-WAN	14	
2. SOFOULIS Adam-CAR	13	
3. 4 tied at.....	12	

<b>GAMES IN RELIEF</b>		
1. ROSE Steven-VP	7	
2. 5 tied at	6	

<b>LOSSES</b>		
1. BULLINGHAM Jay-WAN	7	
2. MILLSON Tim-GOS	6	
3. RODRIGUEZ Jonathon-ROC	5	
GILBERT Jordan-ROC	5	
SOFOULIS Adam-CAR	5	

<b>BALKS</b>		
1. 15 tied a	1	

<b>HITS ALLOWED</b>		
1. RICHARDS Simon-WS	0	
OTTOWAY Aaron-CAR	0	
JORISSEN T-CAR	0	
OLSEN Ethan-WAN	0	
COSGROVE Tyson-VP	0	

<b>WALKS ALLOWED</b>		
1. ZACHARY Matt-PE	0	
OTTOWAY Aaron-CAR	0	
ULARETTI Alex-SD	0	
RALPH Stuart-BRA	0	
COSGROVE Tyson-VP	0	

<b>HOME RUNS ALLOWED</b>		
1. KING Blake-ROC	0	
OTTOWAY Aaron-CAR	0	
LARETTI Alex-SD	0	
RALPH Stuart-BRA	0	
COSGROVE Tyson-VP	0	

<b>INNINGS PITCHED</b>		
1. BULLINGHAM Jay-WAN	76.1	
2. SOFOULIS Adam-CAR	67.2	
3. WISBY Lee-GOS	63.0	
4. MANN Luke-SP	62.0	
5. MacPHERSON Ben-WS	59.2	

<b>WINS</b>		
1. MANN Luke-SP	8	
2. MacPHERSON Ben-WS	7	
3. SOFOULIS Adam-CAR	6	
4. DANIELE Chris-SD	5	
5. 4 tied at	4	

<b>GAMES STARTED</b>		
1. BULLINGHAM Jay-WAN	13	
2. MacPHERSON Ben-WS	9	
MANN Luke-SP	9	
SOFOULIS Adam-CAR	9	
5. 2 tied at	8	

<b>SAC BUNTS ALLOWED</b>		
1. SING Brendon-ME	26	
2. STANBURY Nic-PE	8	
3. VANDERWILK Kristen-CAR	4	
MANN Luke-SP	4	
RODRIGUEZ Jonathon-ROC	4	

<b>RUNNERS PICKED OFF</b>		
1. ZHRADNIK Jarrod-WAN	2	
2. DAWSON Chris-VP	1	
STANBURY Nic-PE	1	

<b>HIT BATTERS</b>		
1. OKUBO Yosuke-SP	10	
RODRIGUEZ Jonathon-ROC	10	
3. PEOPLES Aaron-ME	8	
BROWN Kris-SD	8	
5. 2 tied at	7	

<b>RUNS ALLOWED</b>		
1. ZACHARY Matt-PE	0	
OTTOWAY Aaron-CAR	0	
ULARETTI Alex-SD	0	
RALPH Stuart-BRA	0	
COSGROVE Tyson-VP	0	

<b>DOUBLES ALLOWED</b>		
1. KING Blake-ROC	0	
OTTOWAY Aaron-CAR	0	
ULARETTI Alex-SD	0	
RALPH Stuart-BRA	0	
COSGROVE Tyson-VP	0	

<b>FIELDING PCT</b>		
11. CROSS Jay-SP	1.000	
EDWARDS Dryw-SP	1.000	
WINFIELD Matt-BRA	1.000	
CLARK Kevin-SD	1.000	
PIRONE Jared-PE	1.000	

<b>ASSISTS</b>		
1. ZHRADNIK Dylan-WAN	51	
2. SNOW David-SP	49	
3. PATRICK Craig-WS	48	
4. HOLT Cody-ME	47	
5. STANBURY Nic-PE	38	

<b>CATCHERS INTERFERENCE</b>		
1. ZHRADNIK Jarrod-WAN	2	
URBAS Dion-VP	2	
3. 4 tied at	1	

**CAUGHT STEALING BY**

1. ZAHRADNIK Jarrod-WAN	3
2. 6 tied at	2

**CHANCES**

1. ZAHRADNIK Jarrod-WAN	145
2. JONES Courtney-WEM	144
3. BINNINGTON Tyler-GOS	129
4. PARKINSON Cody-BRA	113
5. 2 tied at	101

**FIELDING DOUBLE PLAYS**

1. ABBOT Justin-PE	3
LOUREY Eamonn-WAN	3
O'HALLORAN Travis-WS	3
EDWARDS Dryw-SP	3
5. 10 tied at	2

**STOLEN ATTEMPTS AGAINST**

1. ZAHRADNIK Jarrod-WAN	22
2. HAWKINS Ben-WAN	17
3. BULLINGHAM Jay-WAN	14
4. PARKINSON Cody-BRA	9
O'CONNOR Steve-BRA	9

**ERRORS**

1. SNOW David-SP	14
2. ZAHRADNIK Dylan-WAN	10
3. ERIKSON Matt-WEM	9
DIXON James-WAN	9
5. 2 tied at	8

**PUTOUTS**

1. JONES Courtney-WEM	127
2. BINNINGTON Tyler-GOS	126
3. ZAHRADNIK Jarrod-WAN	124
4. PARKINSON Cody-BRA	99
5. URBAS Dion-VP	89

**PASSED BALLS**

1. O'CONNOR STEVE-BRA	2
2. 8 TIED AT	1

**STOLEN BASES AGAINST**

1. ZAHRADNIK Jarrod-WAN	19
2. HAWKINS Ben-WAN	16
3. BULLINGHAM Jay-WAN	12
4. O'CONNOR Steve-BRA	7
PARKINSON Cody-BRA	7

**BATTING AVG**

1. HOME Aaron-WAN	.553
2. WALSH Nick-WAN	.542
3. CLOSE Robert-GOS	.513
4. CUNNINGHAM Mark-CAR	.512
5. HERRIGAN Scott-WAN	.512

**RUNS SCORED**

1. HOME Aaron-WAN	28
2. SAUPOLD Craig-SP	26
GROW COLIN-VP	26
4. WALSH Nick-WAN	23
5. 5 tied at	20

**DOUBLES**

1. MOYLE Glenn-PER	8
2. WELLS ROBERT-VP	7
3. 5 tied at	6

**TOTAL BASES**

1. HOME Aaron-WAN	55
2. SAUPOLD Craig-SP	51
3. GROW COLIN-VP	46
4. CUNNINGHAM Mark-CAR	42
5. MOYLE Glenn-PER	36

**SAC BUNTS**

1. 8 tied at	1
--------------	---

**TOTAL PLATE APPEARANCES**

1. SAUPOLD Craig-SP	65
2. NICHOLS David-SP	63
3. EMMENS JOE-VP	62
4. 3 tied at	60

**STRIKEOUTS**

1. BLACKIE Lewis-PER	19
2. MOYLE Glenn-PER	18
3. EMBURY DARREN-VP	17
McKENNER Shane-CAR	17
5. SAUPOLD Craig-SP	14

**SLUGGING PCT**

1. HOME Aaron-WAN	1.170
2. CUNNINGHAM Mark-CAR	1.024
3. MUNRO SCOTT-VP	.970
4. VICKERS Mark-CAR	.941
5. SAUPOLD Craig-SP	.927

**HITS**

1. WALSH Nick-WAN	26
HOME Aaron-WAN	26
3. NICHOLS David-SP	25
SAUPOLD Craig-SP	25
5. GROW COLIN-VP	24

**TRIPLES**

1. CUNNINGHAM Mark-CAR	2
2. 17 tied at	1

**WALKS**

1. CLOSE Michael-GOS	16
2. SUZUKI Yusuke-WS	12
GROW KEVIN-VP	12
4. MUNRO SCOTT-VP	11
ELLIOTT Greg-WAN	11

**SAC FLIES**

1. MALONEY Brian-CAR	2
MITCHELL Jesse-CAR	2
EDWARDS Brett-BRAVES	2
FARRELL Matthew-ROC	2
HOME Aaron-WAN	2

**AT BATS**

1. NICHOLS David-SP	61
2. SAUPOLD Craig-SP	55
3. CAVICCHIO Sam-SD	54
EMMENS JOE-VP	54
BENZIE Michael-PER	54

**CAUGHT STEALING**

1. EMMENS JOE-VP	2
WELLS ROBERT-VP	2
KNIGHT Clint-WS	2
BERWICK Liam-ROC	2
5. 32 tied at	1

**ON BASE PCT**

1. HOME Aaron-WAN	.603
2. SMALLWOOD Rob-GOS	.600
3. WALSH Nick-WAN	.589
4. CUNNINGHAM Mark-CAR	.574
MUNRO SCOTT-VP	.574

**RUNS BATTED IN**

1. HOME Aaron-WAN	32
SAUPOLD Craig-SP	32
3. HERRIGAN Scott-WAN	23
4. THOMPSON Mike-ROC	21
MOYLE Glenn-PER	21

**HOME RUNS**

1. HOME Aaron-WAN	8
2. SAUPOLD Craig-SP	7
3. GROW COLIN-VP	6
4. 4 tied at	4

**HIT BY PITCH**

1. DETATA Anthony-WAN	9
2. ROBERTS Aaron-ROC	7
3. MERRITT Dan-WS	6
FUSSELL Leigh-ROC	6
5. 2 tied at	5

**STOLEN BASES**

1. BLACKIE Lewis-PER	11
2. RAKICH Dylan-SD	10
3. STEVENS Phil-SD	9
RAWLINSON Joshua-SP	9
5. 3 tied at	8

**STEAL ATTEMPTS**

1. BLACKIE Lewis-PER	12
2. RAKICH Dylan-SD	10
3. STEVENS Phil-SD	9
RAWLINSON Joshua-SP	9
SUZUKI Yusuke-WS	9

**GROUND INTO DOUBLE PLAY**

1. HURKALA Tyson-BRAVES	1
FREZZA Josh-BRAVES	1
HARTWIG Nathan-BRAVES	1
BEST Dillon-BRAVES	1

**EARNED RUN AVG**

1. YEATS Mitchell-WAN	0.00
SILVI Callan-SP	0.00
SULLIVAN Stephen-ROC	0.00
FISHER Bailey-ROC	0.00
NIXON Matt-WS	0.00

**BATTERS STRUCK OUT**

1. HOME Aaron-WAN	64
2. DARLING Hayden-SD	40
3. GROW KEVIN-VP	34
4. WELLS ROBERT-VP	33
5. SCATENA Luke-WEM	32

**SAVES**

1. 7 tied at	1
--------------	---

**GAMES FINISHED**

1. KNIGHT Clint-WS	5
THOMPSON Mike-ROC	5
SCATENA Luke-WEM	5
RADICI Colin-WEM	5
5. 8 tied at	4

**SAC FLIES ALLOWED**

1. 6 tied at	2
--------------	---

**WILD PITCHES**

1. MALONEY Brian-CAR	20
2. MIZUNO Kohei-WS	13
3. HEPBURN Andrew-ROC	12
WELLS ROBERT-VP	12
STAFFORD Adam-WEM	12

**EARNED RUNS ALLOWED**

1. MANSILLAS Corey-SD	0
MERRITT Dan-WS	0
FISHER Bailey-ROC	0
SULLIVAN Stephen-ROC	0

**TRIPLES ALLOWED**

1. MANSILLAS Corey-SD	0
MERRITT Dan-WS	0
SJORS-HULTEN-ROC	0
STAFFORD Adam-WEM	0

**AA GRADE  
2013-14**

Hitting minimums - 2.7 TPA/Game  
Pitching minimums - 1 Game

**OPPOSING BAR AVG**

1. MANSILLAS Corey-SD	.000
MERRITT Dan-WS	.000
3. YEATS Mitchell-WAN	.091
4. SILVI Callan-SP	.100
5. MANSILLAS Kent-SD	.143

**APPEARANCES**

1. KNIGHT Clint-WS	11
DARLING Hayden-SD	11
3. HOME Aaron-WAN	10
4. HEPBURN Andrew-ROC	9
MALONEY Brian-CAR	9

**GAMES IN RELIEF**

1. SCATENA Luke-WEM	6
RADICI Colin-WEM	6
KNIGHT Clint-WS	6
FALCETTA Joshua-GOS	6
5. 3 tied at	5

**LOSSES**

1. STAFFORD Adam-WEM	6
2. HEPBURN Andrew-ROC	5
3. 4 tied at	4

**BALKS**

1. SHEPPARD Aaron-GOS	2
2. 8 tied at	1

**HITS ALLOWED**

1. MANSILLAS Corey-SD	0
MERRITT Dan-WS	0
4. ELLIS Phil-WEM	1
ERDMAN Travis-WS	1

**WALKS ALLOWED**

1. MANSILLAS Corey-SD	0
MERRITT Dan-WS	0
SJORS-HULTEN-ROC	0
GROW COLIN-VP	0

**GAMES STARTED**

1. BULLINGHAM Jay-WAN	13
2. MacPHERSON Ben-WS	9
MANN Luke-SP	
SOFOLUIS Adam-CAR	9
5. 2 tied at	8

**HOME RUNS ALLOWED**

1. MANSILLAS Corey-SD	0
MERRITT Dan-WS	0
CLARK Reece-WS	0
SHILLABEER Aaron-SD	0

**INNINGS PITCHED**

1. DARLING Hayden-SD	43.2
2. HOME Aaron-WAN	41.0
3. WELLS ROBERT-VP	34.0
4. MALONEY Brian-CAR	28.1
5. GROW KEVIN-VP	28.0

**WINS**

1. HOME Aaron-WAN	7
2. ALLPORT Brent-PER	4
WELLS ROBERT-VP	4
4. 6 tied at	3

**GAMES STARTED**

1. HEPBURN Andrew-ROC	9
DARLING Hayden-SD	9
3. STAFFORD Adam-WEM	7
HOME Aaron-WAN	7
5. MALONEY Brian-CAR	6

**HIT BATTERS**

1. KNIGHT Clint-WS	14
2. WELLS ROBERT-VP	12
3. MUNRO SCOTT-VP	10
4. DARLING Hayden-SD	9
VICKERS Mark-CAR	9

**RUNS ALLOWED**

1. MANSILLAS Corey-SD	0
MERRITT Dan-WS	0
FISHER Bailey-ROC	0
SULLIVAN Stephen-ROC	0

**DOUBLE ALLOWED**

1. MANSILLAS Corey-SD	0
MERRITT Dan-WS	0
SJORS-HULTEN-ROC	0
GROW COLIN-VP	0

**FIELDING PCT**

1. ARGIROPOULIS Mark-WAN	1.000
REID Andrew-BRAVES	1.000
ALLPORT Brent-PER	1.000
RAYMENT Gary-GOS	1.000
PONTING Chris-BRAVES	1.000

**ASSISTS**

1. CAVICCHIO Sam-SD	33
2. CUNNINGHAM Mark-CAR	30
3. GROW COLIN-VP	24
4. METHERELL Glen-PER	23
5. 2 tied at	22

**CATCHERS INTERFERENCE**

1. SUZUKI Yusuke-WS	1
SMITH Lucas-SP	1

**CHANCES**

1. NICHOLS David-SP	108
2. BENZIE Michael-PER	93
3. MOYLE Glenn-PER	86
HOOD SCOTT-VP	86
5. SMITH Lucas-SP	82

**ERRORS**

1. BEST Dillon-BRAVES	11
2. MALONEY Brian-CAR	10
3. MACPHERSON Neil-SD	9
FUSSELL Leigh-ROC	9
METHERELL Glen-PER	9

**PUTOUTS**

1. NICHOLS DAVID-SP	100
2. BENZIE MICHAEL-PER	85
3. MOYLE GLENN-PER	74
4. HOOD SCOTT-VP	67
5. ARGIROPOULIS MARK-WAN	59

## A Grade 2013-14

Hitting minimums - 2.7 TPA/Game

Pitching minimums - 1 Game

**BATTING AVG**

1. McKINLAY Brett-EH	.653
2. PETERMAN Scott-PEEL	.567
3. HUGHES Rick-PEEL	.565
4. TURNER Kyle-PEEL	.517
5. BARRELL Scott-UWA	.509

**RUNS SCORED**

1. McKINLAY Adam-EH	33
2. McKINLAY Michael-EH	31
3. PETERMAN Scott-PEEL	30
4. STILITANO Justin-UWA	26
TURNER Kyle-PEEL	26

**DOUBLES**

1. TURNER Kyle-PEEL	14
2. McKINLAY Michael-EH	12
3. McKINLAY Brett-EH	11
4. DARRACOTT Lee-PEEL	8
5. tied at	7

**TOTAL BASES**

1. McKINLAY Brett-EH	67
2. McKINLAY Michael-EH	60
3. PETERMAN Scott-PEEL	59
4. TURNER Kyle-PEEL	57
5. ARICH Beau-GRE	53

**SAC BUNTS**

1. HANEKOM, Jurgen-UWA	3
2. WEST, Rory-WIL	2
3. 15 tied at	1

**TOTAL PLATE APPEARANCES**

1. McKINLEY, Michael-EH	72
2. McKINLAY, Adam-EH	71
HUGHES, Rick-Peel	71
PETERMAN, Scott-Peel	71
5. STILITANO, Justin-UWA	68

**STRIKEOUTS**

1. SHIRLEY, Mark-UWA	20
2. WARNER, Chris-KAL	18
3. HANEKOM, Jurgen-UWA	17
TRNCHITA, Michael-WIL	17
CAREY, Scott-SD	17

**SLUGGING PCT**

1. McKINLAY Brett-EH	1.367
2. HARICH Beau-GRE	1.205
3. PETERMAN Scott-PEEL	.983
4. TURNER Kyle-PEEL	.983
5. McKINLAY Michael-EH	.923

**HITS**

1. HUGHES Rick-PEEL	35
2. PETERMAN Scott-PEEL	34
3. McKINLAY Brett-EH	32
4. McKINLAY Michael-EH	31
5. 2 tied at	30

**TRIPLES**

1. JONES Jamee-YAN	3
2. 5 tied at	2

**WALKS**

1. STILITANO Justin-UWA	19
2. UTTLEY Scott-WIL	17
3. FULLGRABE Aaron-GRE	14
4. SMITH Clayton-EH	13
BARRELL Adam-UWA	13

**SAC FLIES**

1. PETERMAN Scott-PEEL	3
WALMSLEY Adam-YAN	3
HUGHES Rick-PEEL	3
4. tied at	2

**AT BATS**

1. McKINLAY Michael-EH	65
McKINLAY Adam-EH	65
3. HUGHES Rick-PEEL	62
4. PETERMAN Scott-PEEL	60
5. ALT Matt-YAN	59

**ON BASE PCT**

1. MCKINLAY Brett-EH	.85
2. UTTLEY Scott-WIL	.609
3. PETERMAN Scott-PEEL	.592
4. TURNER Kyle-PEEL	.582
5. HUGHES Rick-PEEL	.577

**RUNS BATTED IN**

1. MCKINLAY Brett-EH	32
2. HARICH Beau-GRE	28
3. HUGHES Rick-PEEL	27
MCKINLAY Adam-EH	27
5. ARRELL Scott-UWA	24

**HOME RUNS**

1. HARICH Beau-GRE	9
2. MCKINLAY Brett-EH	8
3. PETERMAN Scott-PEEL	7
4. 3 tied at	5

**HIT BY PITCH**

1. UTTLEY Scott-WIL	12
2. VARIS Kegan-GOS	10
3. SHIRLEY Mark-UWA	7
4. 4 tied at	6

**STOLEN BASES**

1. MCKINLAY Michael-EH	18
2. PETERMAN Scott-PEEL	15
3. CLARKSON Dillon-KAL	14
4. TURNER Kyle-PEEL	13
5. WIFT Zac-EH	12

**STEAL ATTEMPTS**

1. MCKINLAY Michael-EH	18
2. CLARKSON Dillon-KAL	16
3. PETERMAN Scott-PEEL	15
4. TURNER Kyle-PEEL	13
SWIFT Zac-EH	13

**EARNED RUN AVG**

1. FENNER Paul-YAN	0.00
2. PETERMAN Scott-PEEL	0.00
3. SATIE Luke-KAL	0.00
4. ELTON Wade-PEEL	0.00
5. JONES Jamee-YAN	0.00

**BATTERS STRUCK OUT**

1. BALT Matt-YAN	109
2. TURNER Kyle-PEEL	67
3. CLARKSON Dillon-KAL	49
HUNT Luke-GOS	49
5. HANEKOM Jurgen-UWA	35

**SAVES**

1. DARRACOTT Lee-PEEL	2
2. CLARKSON Brody-KAL	1
GREAVES Todd-WIL	1
HARICH Beau-GRE	1

**GAMES FINISHED**

1. MELONCELLI Stephen-VP	7
DUTTON Mark-SD	7
3. 4 tied at	6

**SAC FLIES ALLOWED**

1. HUNT Luke-GOS	5
2. MCKINLAY Adam-EH	3
VICKERY Ben-VP	3
UTTLEY Justin-WIL	3
CLARKSON Dillon-KAL	3

**WILD PITCHES**

1. BALT Matt-YAN	25
2. HUNT Luke-GOS	23
3. FARRELLY Ben-SD	22
4. VICKERY Ben-VP	16
5. WALMSLEY Adam-YAN	11

**EARNED RUNS ALLOWED**

1. PETERMAN Scott-PEEL	0
SLOB Luke-WIL	0
SATIE Luke-KAL	0
PLENTY Matthew-WIL	0
JONES Jamee-YAN	0

**OPPOSING BAR AVG**

1. BELCHER Ricky-GOS	.000
GRIFFITHS Josh-KAL	.000
TITMUS Matthew-GOS	.000
SATIE Luke-KAL	.000
5. TURNER Kyle-PEEL	.093

**APPEARANCES**

1. BALT Matt-YAN	16
2. DUTTON Mark-SD	15
3. CLARKSON Dillon-KAL	14
HANEKOM Jurgen-UWA	14
5. HUNT Luke-GOS	13

**GAMES IN RELIEF**

1. MELONCELLI Stephen-VP	8
CLARKSON Dillon-KAL	8
DUTTON Mark-SD	8
4. DARRACOTT Lee-PEEL	7
MCDONAUGH Andrew-UWA	7

**LOSSES**

1. DUTTON Mark-SD	7
2. VICKERY Ben-VP	6
FARRELLY Ben-SD	6
4. BALT Matt-YAN	5
5. 2 tied at	4

**BALKS**

1. HUGHES Rick-PEEL	2
2. GRIFFITHS Josh-KAL	2
3. 7 tied at	1

**HITS ALLOWED**

1. BELCHER Ricky-GOS	0
TITMUS Matthew-GOS	0
SATIE Luke-KAL	0
GRIFFITHS Josh-KAL	0
5. JONES Jamee-YAN	1

**WALKS ALLOWED**

1. MELONCELLI Stephen-VP	0
SLOB Luke-WIL	0
WRIGHT Travis-KAL	0
VARIS Kegan-GOS	0
GRIFFITHS Josh-KAL	0

**INNINGS PITCHED**

1. BALT Matt-YAN	92.2
2. HANEKOM Jurgen-UWA	59.2
3. DUTTON Mark-SD	50.0
4. CLARKSON Dillon-KAL	48.1
5. HUNT Luke-GOS	46.1

**WINS**

1. BALT Matt-YAN	6
2. MCKINLAY Michael-EH	5
ISLE Sandon-PEEL	5
HANEKOM Jurgen-UWA	5
5. 3 tied at	4

**GAMES STARTED**

1. BALT Matt-YAN	15
2. HANEKOM Jurgen-UWA	0
3. FARRELLY Ben-SD	9
4. HUNT Luke-GOS	8
VICKERY Ben-VP	8

**SAC BUNTS ALLOWED**

1. DUTTON Mark-SD	4
2. HUNT Luke-GOS	3
HUGHES Rick-PEEL	3
4. CLARKSON Dillon-KAL	2
HARICH Beau-GRE	2

**HIT BATTERS**

1. FARRELLY Ben-SD	24
2. HUNT Luke-GOS	17
3. VICKERY Ben-VP	11
4. GREAVES Todd-WIL	9
BALT Matt-YAN	9

**RUNS ALLOWED**

1. PETERMAN Scott-PEEL	0
SLOB Luke-WIL	0
SATIE Luke-KAL	0
PLENTY Matthew-WIL	0
JONES Jamee-YAN	0

**DOUBLES ALLOWED**

1. HARICH Beau-GRE	0
SLOB Luke-WIL	0
MCKINLAY Brett-EH	0
COLTMAN Rodney-WIL	0
GRIFFITHS Josh-KAL	0

**FIELDING PCT**

1. BARRELL Scott-UWA	1.000
GEE Tom-KAL	1.000
FIELDS Liam-KAL	1.000
NDREWS Daniel-GOS	1.000
DICKSON Ashley-EH	1.000

**ASSISTS**

1. HILLS Steven-GRE	43
2. UTTLEY Scott-WIL	37
MELONCELLI Stephen-VP	37
4. WARD Scott-KAL	36
5. BARRELL Adam-UWA	35

**CATCHERS INTERFERENCE**

1. FITZGERALD Jes-WIL	1
FELTON Wade-PEEL	1
TOVEY Glenn-WIL	1

**CHANCES**

1. RUHL Miles-YAN	138
2. CLARKSON Brody-KAL	113
3. BARRELL Scott-UWA	111
4. FELTON Wade-PEEL	106
5. HARICH Chad-GRE	96

**ERRORS**

1. MIKUS Josh-UWA	14
2. BROWN Travis-YAN	11
WEST Rory-WIL	11
SMITH Joel-GOS	11
5. HAW Simon-GOS	10

**PUTOUTS**

1. RUHL Miles-YAN	127
2. BARRELL Scott-UWA	104
3. CLARKSON Brody-KAL	100
4. FELTON Wade-PEEL	93
5. HARICH Chad-GRE	91

**COLTS  
2013-14**

Hitting minimums - 2.7 TPA/Game  
Pitching minimums - 1 Game

**BATTING AVG**

1. RAWLINSON Joshua-SP	.526
2. WILSON Maclain-SP	.490
3. BARNETT Ricky-BRA	.484
4. FREEMAN Josh-CAR	.447
5. KING Blake-ROC	.447



**RUNS SCORED**

1. RAWLINSON Joshua-SP	30
2. WILSON Maclain-SP	29
3. KING Blake-ROC	25
4. RICHARDSON David-SP	24
5. DEBNAM Nathan-SP	22

**DOUBLES**

1. RAWLINSON Joshua-SP	9
2. WILSON Maclain-SP	7
3. BAXTER Steven-WAN	6
COOPER Daniel-WAN	6
KENNEDY Blake-ROC	6

**TOTAL BASES**

1. RAWLINSON Joshua-SP	60
2. WILSON Maclain-SP	46
3. RICHARDSON David-SP	39
4. MORRIS Josh-BRA	35
5. KING Blake-ROC	34

**SAC BUNTS**

1. 12 tied at	1
---------------	---

**TOTAL PLATE APPEARANCES**

1. HANBURY Darby-WEM	67
2. RAWLINSON Joshua-SP	64
3. WILSON Maclain-SP	63
ING Blake-ROC	63
5. 2 tied at	62

**STRIKEOUTS**

1. BAILEY Duncan-SP	22
2. HALL Brody-VP	21
3. IVEY Ben-VP	20
4. NUDDS Alex-SD	17
SCHILDHRAUT Zibeon-ME	17

**SLUGGING PCT**

1. RAWLINSON Joshua-SP	1.053
2. WILSON Maclain-SP	.902
3. BARNETT Ricky-BRA	.742
4. KING Blake-RO	.723
5. RICHARDSON David-SP	.709

**HITS**

1. RAWLINSON Joshua-SP	30
2. WILSON Maclain-SP	25
3. RICHARDSON David-SP	24
4. HANBURY Darby-WEM	23
5. KING Blake-ROC	21

**TRIPLES**

1. MORRIS Josh-BRA	6
2. WILSON Maclain-SP	4
3. RAWLINSON Joshua-SP	3
DIGGINS Joshua-ROC	3
BRICE Ryan-WAN	3

**WALKS**

1. BURGESS David-GOS	18
2. BERWICK Liam-ROC	16
3. DELANEY Nick-SD	15
KENNEDY Cory-ROC	15
5. HURKALA Tyson-BRA	14

**SAC FLIES**

1. VAGG NATHAN-GOS	2
HAVERCROFT Brendon-WEM	2
WOLFE Jai-GOS	2
PEGGS Cameron-GOS	2
5. 28 tied a	1

**AT BATS**

1. HANBURY Darby-WEM	60
2. RAWLINSON Joshua-SP	57
3. RICHARDSON David-SP	55
4. LATHAM Harry-WEM	51
WILSON Maclain-SP	51

**CAUGHT STEALING**

1. RAMSEY Jayden-VP	4
NUDDS Alex-SD	4
3. 4 tied at	3

**ON BASE PCT**

1. BARNETT Ricky-BRA	.605
2. PLUIM Dexter-WEM	.593
3. KENNEDY Cory-ROC	.592
4. WILSON Maclain-SP	.587
KING Blake-ROC	.587

**RUNS BATTED IN**

1. RAWLINSON Joshua-SP	31
2. WILSON Maclain-SP	24
RICHARDSON David-SP	24
4. CHOULES Cameron-WAN	20
KING Blake-ROC	20

**HOME RUNS**

1. RAWLINSON Joshua-SP	5
2. HENRIQUES Kieran-BRA	3
KENNY Alan-WAN	3
4. 14 tied at	2

**HIT BY PITCH**

1. PLUIM Dexter-WEM	6
2. IVEY Ben-VP	5
HURKALA Tyson-BRA	5
HENRIQUES Kieran-BRA	5
5. 4 tied at.	4

**STOLEN BASES**

1. SWAYN Matt-ME	16
2. KENNEDY Blake-ROC	15
3. HALL Brody-VP	14
4. FISCHER Bailey-ROC	13
SILVI Callan-SP	13

**STEAL ATTEMPTS**

1. KENNEDY Blake-ROC	17
SWAYN Matt-ME	17
3. SILVI Callan-SP	15
4. HALL Brody-VP	14
5. 2 tied at	13

**GROUND INTO DOUBLE PLAY**

1. CHARLSTON Bryce-SD	2
2. 9 tied at	1

**EARNED RUN AVG**

1. SMITH Dave-PE	0.00
STANBURY Nic-PE	0.00
SMALPAGE Jack-VP	0.00
SOUTHERN Josh-CAR	0.00
McGEE J-WS	0.00

**BATTERS STRUCK OUT**

1. BAXTER Steven-WAN	88
2. HENDRICKSON Joshua-WEM	57
3. KENNEDY Cory-ROC	56
4. PRUNTEL Jamie-GOS	53
5. HANBURY Darby-WEM	52

**SAVES**

1. HANBURY Darby-WEM	2
----------------------	---

**GAMES FINISHED**

1. HANBURY Darby-WEM 1	2
2. DELANEY Nick-SD	5
DEBNAM Nathan-SP	5
4. 6 tied at	4

**SAC FLIES ALLOWED**

1. NEWLING Scott-CAR	3
2. KENNEDY Cory-ROC	2
DEAL Matthew-ME	2
GAGNELL Liam-SD	2
5. 21 tied at	1

**WILD PITCHES**

1. PRUNTEL Jamie-GOS	26
2. ALEXANDER Blake-CAR	16
BAXTER Steven-WAN	16
4. RITHCHIE Gavin-WS	11
5. 3 tied at	10

**APPEARANCES**

1. HANBURY Darby-WEM	17
2. IVEY Ben-VP	13
KENNEDY Cory-ROC	13
4. SWAYN Matt-ME	12
5. 2 tied at.	11

**GAMES IN RELIEF**

1. HANBURY Darby-WEM	14
2. CALDER Alex-ME	7
DEBNAM Nathan-SP	7
4. 3 tied at	6

**LOSSES**

1. BPRUNTEL Jamie-GOS	7
SWAYN Matt-ME	7
3. HARTLEY Tom-CAR	4
RITHCHIE Gavin-WS	4
FELLAPA Mitchell-PE	4

**BALKS**

1. KENNEDY Cory-ROC	2
NEWLING Scott-CAR	2
3. 9 tied at.	1

**INNINGS PITCHED**

1. IVEY Ben-VP	60.2
2. KENNEDY Cory-ROC	59.1
3. BAXTER Steven-WAN	50.0
4. PRUNTEL Jamie-GOS	49.0
5. SEQUEIRA Nik-SP	42.0

**WINS**

1. SILVI Callan-SP	6
BAXTER Steven-WAN	6
KENNEDY Cory-ROC	6
4. SEQUEIRA Nik-SP	5
IVEY Ben-VP	5

**GAMES STARTED**

1. SWAYN Matt-ME	10
IVEY Ben-VP	10
BAXTER Steven-WAN	10
KENNEDY Cory-ROC	10
5. 2 tied at	9

**SAC BUNTS ALLOWED**

1. SWAYN Matt-ME	2
2. 8 tied at.	1

**HIT BATTERS**

1. IVEY Ben-VP	12
2. BROWN Kris-SD	9
3. BAXTER Steven-WAN	8
4. PRUNTEL Jamie-GOS	7
5. NEWLING Scott-CAR	6

**FIELDING**

11. VIVONA Connor-CAR	1.000
GIBB Cody-BRA	1.000
KENNEDY Cory-ROC	1.000
SWINSON Tomas-ROC	1.000
COLLINS Liam-GOS	1.000

**ASSISTS**

1. SILVI Callan-SP	28
2. IVEY Ben-VP	24
3. MITCHELL Chase-WS	23
4. 3 tied at	21

**CATCHERS INTERFERENCE**

1. CHOULES Cameron-WAN	3
2. RYAN M-VP	1
LYNCH Joshua-ME	1
HAVERCROFT Brendon-WEM	1

**CHANCES**

1. LATHAM Harry-WEM	139
2. CHOULES Cameron-WAN	138
3. BERWICK Liam-ROC	112
4. HURKALA Tyson-BRA	109
5. RAWLINSON Joshua-S	107

**STOLEN ATTEMPTS AGAINST**

1. SIRR Kieran-VP	1
-------------------	---

**ERRORS**

1. O'CONNELL Tristan-CAR	10
2. LATHAM Harry-WEM	9
3. ROCK Zachary-ME	8
4. 7 tied at.	7

**PUTOUTS**

1. CHOULES Cameron-WAN	127
2. LATHAM Harry-WEM	109
3. HURKALA Tyson-BRA	99
4. BERWICK Liam-ROC	95
5. BURGESS David-GOS	91

**STOLEN BASES AGAINST**

1. SIRR Kieran-VP	1
-------------------	---

**B GRADE  
2013-14**

Hitting minimums - 2.7 TPA/Game

Pitching minimums - 1 Game

**BATTING AVG**

1. DIXEY Nathan-VP	.613
2. HOFFMAN Matt-KELM	.526
3. THOMPSON Trent-VP	.524
4. KEEP Aaron-KELM	.516
5. WRIGHT Jake-YAN	.489

**RUNS SCORED**

1. STEPHENSON Adam-BAL	43
2. STEPHENSON Trent-BAL	38
3. HOFFMAN Matt-KELM	35
4. IACOMELLA Peter-BAL	33
5. 2 tied at	31

**DOUBLES**

1. STREET Shane-KELM	12
2. HOFFMAN Matt-KELM	11
3. STEPHENSON Adam-BAL	10
BRUNT Jarred-KELM	10
5. PARKINSON Paul-KELM	9

**TOTAL BASES**

1. HOFFMAN Matt-KELM	60
2. DIXEY Nathan-VP	55
3. DINARDO Matt-PER	48
4. tied at.	45

**TOTAL PLATE APPEARANCES**

1. STEPHENSON Trent-BAL	84
HOFFMAN Matt-KELM	84
3. STEPHENSON Adam-BAL	79
4. BRUNT Jarred-KELM	78
5. THOMPSON Trent-VP	76

**STRIKEOUTS**

1. McCAIRY David-YAN	21
2. WOODFIELD Hayden-YAN	20
3. HENDERSON Lachlan-WIL	16
GARDINER Brad-WAN	16
5. CARTER Cliff-ME	15

**SLUGGING PCT**

1. DIXEY Nathan-VP	.887
2. DIXEY Scott-VP	.818
3. HOFFMAN Matt-KELM	.789
4. WRIGHT Jake-YAN	.787
5. STEPHENSON Adam-BAL	.776

**HITS**

1. HOFFMAN Matt-KELM	40
2. DIXEY Nathan-VP	38
3. THOMPSON Trent-VP	33
4. BRUNT Jarred-KELM	32
KEEP Aaron-KELM	32

**TRIPLES**

1. HOFFMAN Matt-KELM	3
DIXEY Nathan-VP	3
DIXEY Scott-VP	3
4. 6 tied at	2

**WALKS**

1. MOYLE Bradley-PER	14
2. IACOMELLA Peter-BAL	13
COCHRANE Joshua-ME	13
4. STEPHENSON Trent-BAL	12
POWELL Clayton-UWA	12

**SAC FLIES**

1. CLARKE Elliott-BAL	4
BRUNT Jarred-KELM	4
STEPHENSON Adam-BAL	4
4. NICHOLSON Josh-KELM	3
5. 9 tied at	2

**AT BATS**

1. HOFFMAN Matt-KELM	76
2. BRUNT Jarred-KELM	69
LAMB Daniel-PER	69
4. LOFTHOUSE Andrew-PER	67
5. 2 tied at	65

**ON BASE PCT**

1. DIXEY Nathan-VP	.649
2. THOMPSON Trent-VP	.605
3. IACOMELLA Peter-BAL	.588
4. HOFFMAN Matt-KELM	.560
5. WRIGHT Jake-YAN	.558

**RUNS BATTED IN**

1. HOFFMAN Matt-KELM	39
2. STEPHENSON Adam-BAL	33
3. DIXEY Scott-VP	31
4. THOMPSON Trent-VP	30
BRUNT Jarred-KELM	30

**HOME RUNS**

1. DIXEY Scott-VP	4
METHERELL Glen-PER	4
3. DINARDO Matt-PER	3
STEPHENSON Adam-BAL	3
5. 12 tied at	2

**HIT BY PITCH**

1. LUKSA Brayden-WAN	11
CLAMPETT Kris-KELM	11
3. THOMPSON Trent-VP	10
4. STEPHENSON Trent-BAL	8
5. 2 tied at	6

**STOLEN BASES**

1. ELRED Ryan-UWA	19
2. KAWASHIMA Daichi-WS	14
CARTLEDGE Luke-WIL	14
4. tied at	12

**STEAL ATTEMPT**

1. ELRED Ryan-UWA	21
2. CARTLEDGE Luke-WIL	16
3. KAWASHIMA Daichi-WS	15
4. FENNER Bradley-YAN	13
5. 4 tied at	12

**GROUND INTO DOUBLE PLAY**

1. COX Mitchell-WAN	1
BEATH Kevin-WAN	1

**EARNED RUN AVG**

1. TILLEY Adam-WAN	0.00
FLETCHER Brent-WIL	0.00
YOUN Joun Ku-WS	0.00
HOFFMAN Matt-KELM	0.00
LEIGHTON Clint-UWA	0.00

**BATTERS STRUCK OUT**

1. LUNNON Barry-WAN	64
2. WRIGHT Jake-YAN	54
3. DIXEY Scott-VP	52
4. BELLENGER Michael-WIL	45
5. KEEP Aaron-KELM	44

**SAVES**

1. FREE Neville-BAL	1
MARTIN Jacques-UWA	1
CLARKE Elliott-BAL	1
DIXEY Scott-VP	1

**GAMES FINISHED**

1. MOYLE Bradley-PER	8
OHNSON Troy-ME	8
3. SCOTT Steven-WAN	6
4. DIXEY Scott-VP	5
5. 5 tied at	4

**SAC FLIES ALLOWED**

1. BELLENGER Michael-WIL	5
LUNNON Barry-WAN	5
3. FAGG David-ME	4
4. 6 tied at	3

**WILD PITCHES**

1. FAGG David-ME	26
2. BELLENGER Michael-WIL	14
3. JOHNSON Troy-ME	13
4. 3 tied at	11

**EARNED RUNS ALLOWED**

1. YOU J-WS	0
TILLEY Adam-WAN	0
YOUN Joun Ku-WS	0
HOFFMAN Matt-KELM	0
EIGHTON Clint-UWA	0

**APPEARANCES**

1. LUNNON Barry-WAN	14
2. BELLENGER Michael-WIL	13
3. FAGG David-ME	12
MARTIN Jacques-UWA	12
5. 4 tied at	10

**GAMES IN RELIEF**

1. MOYLE Bradley-PER	8
SCOTT Steven-WAN	8
JOHNSON Troy-ME	8
4. CLARKE Elliott-BAL	5
DIXEY Scott-VP	5

**LOSSES**

1. FAGG David-ME	10
2. MARTIN Jacques-UWA	6
3. LUNNON Barry-WAN	5
BELLENGER Michael-WIL	5
LOFTHOUSE Andrew-PER	5

**BALKS**

1. JANG Ja Min-WS	2
WOODFIELD Hayden-YAN	2
ENGLAND Jarryd-YAN	2
4. 6 tied at	1

**HITS ALLOWED**

1. YOU J-WS	0
GARDINER Brad-WAN	0
ROSENOW K-ME	0
HOFFMAN Matt-KELM	0
LEIGHTON Clint-UWA	0

**WALKS ALLOWED**

1. FREE Neville-BAL	0
BENEDICT N-YAN	0
DELBORRELO John-PER	0
HOFFMAN Matt-KELM	0
GILLETT Ben-PER	0

**INNINGS PITCHED**

1. LUNNON Barry-WAN	68.0
2. BELLENGER Michael-WIL	62.0
3. MARTIN Jacques-UWA	49.0
4. WRIGHT Jake-YAN	45.2
5. DIXEY Scott-VP	42.0

**WINS**

1. KEEP Aaron-KELM	6
2. CLARKE Elliott-BAL	5
STREET Shane-KELM	5
4. 5 tied at	4

**GAMES STARTED**

1. LUNNON Barry-WAN	13
2. FAGG David-ME	10
3. BELLENGER Michael-WIL	9
4. 3 tied at	8

**SAC BUNTS ALLOWED**

1. IACOMELLA Peter-BAL	2
2. MARTIN Jacques-UWA	1
LOFTHOUSE Andrew-PER	1
BELLENGER Michael-WIL	1
CLARKE Elliott-BAL	1

**HIT BATTERS**

1. BELLENGER Michael-WIL	20
2. DELBORRELO Carlo-PER	13
FAGG David-ME	13
4. WRIGHT Jake-YAN	10
5. 3 tied at	9

**RUNS ALLOWED**

1. YOU J-WS	0
TILLEY Adam-WAN	0
YOUN Joun Ku-WS	0
HOFFMAN Matt-KELM	0
LEIGHTON Clint-UWA	0

**FIELDING**

1. HOARE David-PER	1.000
HOFFMAN Matt-KELM	1.000
STEPHENSON Trent-BAL	1.000
IACOMELLA Peter-BAL	1.000
JANG Ja Min-WS	1.000

**ASSISTS**

1. ELRED Ryan-UWA	43
2. HOFFMAN Matt-KELM	31
3. POWELL Clayton-UWA	30
4. NICHOLSON Josh-KELM	28
CLARKE Elliott-BAL	28

**CATCHERS INTERFERENCE**

1. BRUNT Jarred-KELM	1
NA Gyeg Su-WS	1

**CHANCES**

1. ADAMS Timothy-YAN	125
2. THOMPSON Trent-VP	119
3. LAMB Daniel-PER	105
4. JOHNSON Steve-BAL	94
5. TURNER Wayne-VP	93

**STOLEN ATTEMPTS AGAINST**

1. CRZETIC Jay-YAN	1
--------------------	---

**ERRORS**

1. FAGG David-ME	16
2. ELRED Ryan-UWA	15
3. HOLLEY Angus-ME	12
4. 3 tied at	9

**PUTOUTS**

1. ADAMS Timothy-YAN	107
2. THOMPSON Trent-VP	103
3. JOHNSON Steve-BAL	89
TURNER Wayne-VP	89
5. HOARE David-PER	86

**STOLEN BASES AGAINST**

1. CRZETIC Jay-YAN	1
--------------------	---

**D GRADE  
2013-14**

Hitting minimums - 2.7 TPA/Game

Pitching minimums - 1 Game

**BATTING AVG**

1. OLSEN Darryl-YAN	.690
2. RILEY Darren-WAN	.588
3. CLARKE Damon-WAN	.580
4. MANN Cheyne-KELM	.571
EISSENS Simon-WAN	.571

**RUNS SCORED**

1. TILLEY Adam-WAN	31
2. SEARLE Clint-YAN	30
3. WINCHESTER Rob-KELM	29
EMBLETON Ross-KELM	29
5. 3 tied at	28

**DOUBLES**

1. EDWARDS Peter-KEN	13
2. CLARKE Damon-WAN	11
3. MADDAFORD Jeff-ME	9
BANDY David-GREE	9
TILLEY Adam-WAN	9

**TOTAL BASES**

1. CLARKE Damon-WAN	50
2. GUENNONI Damon-ME	44
3. OLSEN Darryl-YAN	40
4. MADDAFORD Jeff-ME	39
EDWARDS Peter-KEN	39

**SAC BUNTS**

1. INGRAM Chris-GREE	1
BERWICK Doug-ROC	1
ZAHRADNIK Alex-WAN	1
DWYER Declan-KELM	1

**TOTAL PLATE APPEARANCES**

1. COOPER Clint-GREE	68
GUENNONI Damon-ME	68
3. HOWDEN Stephen-ME	67
4. HODGES Clayton-KELM	66
5. RIFFITHS James-ME	65

**STRIKEOUTS**

1. MASON Jacob-YAN	21
2. WALTON Drew-WIL	18
HARDWICK Chris-YAN	18
SWEET Prad-PER	18
5. DDAFORD Daniel-ME	17

**SLUGGING PCT**

1. CLARKE Damon-WAN	1.000
MANN Cheyne-KELM	1.000
3. OLSEN Darryl-YAN	.952
4. EISSENS Simon-WAN	.886
5. ILEY Darren-WAN	.882

**HITS**

1. GUENNONI Damon-ME	30
2. CLARKE Damon-WAN	29
OLSEN Darryl-YAN	29
4. 4 tied at	26

**TRIPLES**

1. WARREN Dean-CAR	3
2. 10 tied at	2

**WALKS**

1. McKENZIE Cameron-ME	12
2. tied at	10

**SAC FLIES**

1. COOKE Russell-KEN	2
CLARKE Damon-WAN	2
WILKES Jamie-YAN	2
WILLIAMS Dean-CAR	2
GGINS Michael-WIL	2

**AT BATS**

1. HOWDEN Stephen-ME	62
2. GRIFFITHS James-ME	58
3. ROBERTS Warren-WIL	57
4. GUENNONI Damon-ME	56
5. 2 tied at	55

**CAUGHT STEALING**

1. AMANN Wayne-YAN	3
CHARETTE Jim-WAN	3
3. 6 tied at	2

**ON BASE PCT**

1. OLSEN Darryl-YAN	.723
2. RILEY Darren-WAN	.689
3. REDMAYNE Andrew-CAR	.683
4. EISSENS Simon-WAN	.667
5. WINCHESTER Rob-KELM	.636

**RUNS BATTED IN**

1. CLARKE Damon-WAN	28
2. GUENNONI Damon-ME	24
3. HOWDEN Stephen-ME	23
BANDY David-GREE	23
PORTER Jason-WIL	23

**HOME RUNS**

1. HOWDEN Stephen-ME	3
MANN Cheyne-KELM	3
IRWIN Lee-PER	3
4. 7 tied at	2

**HIT BY PITCH**

1. COOPER Clint-GREE	11
2. KIRKBRIDE Sam-ME	8
EISSENS Simon-WAN	8
4. GRIFFITHS James-ME	6
5. 8 tied at	5

**STOLEN BASES**

1. SEARLE Clint-YAN	18
2. STEYN Peter-ROC	15
COOPER Clint-GREE	15
GRIEVE Brett-WIL	15
5. GRIFFITHS James-ME	14

**STEAL ATTEMPTS**

1. SEARLE Clint-YAN	19
2. GRIEVE Brett-WIL	16
3. GRIFFITHS James-ME	15
COOPER Clint-GREE	15
TEYN Peter-ROC	15

**GROUND INTO DOUBLE PLAY**

1. SWEET Prad-PER	1
IRWIN Lee-PER	1

**EARNED RUN AVG**

1. STREET Shane-KELM	0.00
WARBURTON Daniel-PER	0.00
AHRADNIK Alex-WAN	0.00
EMBLETON Ross-KELM	0.00
CLARKE Damon-WAN	0.00

**BATTERS STRUCK OUT**

1. HANKEN Kenny-KEN	70
2. COOKE Russell-KEN	63
3. MANN Nathan-KELM	47
4. FENNER Paul-YAN	45
ILEY Darren-WAN	45

**SAVES**

1. RILEY Darren-WAN	1
HAMILTON John-WIL	1
ALLPORT Brent-PER	1

**GAMES FINISHED**

1. STEYN Peter-ROC	8
2. COOKE Russell-KEN	7
3. McKENZIE Cameron-ME	6
4. 6 tied at	4

**SAC FLIES ALLOWED**

1. KNOX Jamie-PER	3
2. SEARLE Clint-YAN	2
JONES Adam-YAN	2
4. 18 tied at	1

**WILD PITCHES**

1. HANKEN Kenny-KEN	29
2. CHMIELENSKI Mark-VP	18
JIGGINS Michael-WIL	18
4. JONES Adam-YAN	17
5. 2 tied at	15

**EARNED RUNS ALLOWED**

1. CLARKE Damon-WAN	0
STREET Shane-KELM	0
MARTINEZ Brandon-ROC	0
POWELL Mitchell-ME	0
WARBURTON Daniel-PER	0

**OPPOSING BAT AVG**

1. HARRISON Jarrad-GREE	.000
NEWBLE Kyle-GREE	.000
3. WARBURTON Daniel-PER	.053
4. TREET Shane-KELM	.143
SHAIN Vin-CAR	.143

**APPEARANCES**

1. COOKE Russell-KEN	13
HOWDEN Stephen-ME	13
3. HANKEN Kenny-KEN	12
STEYN Peter-ROC	12
5. tied at	11

**GAMES IN RELIEF**

1. COOKE Russell-KEN	8
STEYN Peter-ROC	8
3. McKENZIE Cameron-ME	6
4. HAMILTON John-WIL	5
WILLIAMS Dean-CAR	5

**LOSSES**

1. GODDARD Simon-EH	7
2. HACK Fred-WIL	6
3. KNOX Jamie-PER	5
4. 6 tied at	4

**BALKS**

1. HAMILTON John-WIL	3
2. 14 tied a	1

**HITS ALLOWED**

1. NEWBLE Kyle-GREE	0
HARRISON Jarrad-GREE	0
3. CHARETTE Jim-WAN	1
SHAIN Vin-CAR	1
GE Ray-VP	1

**INNINGS PITCHED**

1. FENNER Paul-YAN	57.0
2. HOWDEN Stephen-ME	49.0
3. HANKEN Kenny-KEN	42.2
4. MANN Nathan-KELM	40.1
5. STEYN Peter-ROC	39.2

**WINS**

1. FENNER Paul-YAN	7
2. MANN Nathan-KELM	6
3. COOKE Russell-KEN	5
4. 5 tied at	4

**GAMES STARTED**

1. HANKEN Kenny-KEN	11
2. HOWDEN Stephen-ME	9
3. KNOX Jamie-PER	8
MANN Nathan-KELM	8
HACK Fred-WIL	8

**SAC BUNTS ALLOWED**

1. FENNER Paul-YAN	1
COOKE Russell-KEN	1
LEE Mick-VP	1
'HALLORAN Jeff-PER	1

**HIT BATTERS**

1. FENNER Paul-YAN	11
GODDARD Simon-EH	11
HAMILTON John-WIL	11
4. KNOX Jamie-PER	9
5. 6 tied at	8

**RUNS ALLOWED**

1. CLARKE Damon-WAN	0
STREET Shane-KELM	0
MARTINEZ Brandon-ROC	0
POWELL Mitchell-ME	0
ARBURTON Daniel-PER	0

**FIELDING**

1. COOKE Russell-KEN	1.000
PEARCE Alex-ME	.000
CORRIGAN Sean-GREE	1.000
PORTER Jason-WIL	1.000
ARMSTRONG J-WAN	1.000

**ASSISTS**

1. HANKEN Kenny-KEN	39
2. COOKE Russell-KEN	38
3. MANN Nathan-KELM	33
4. OLSEN Darryl-YAN	28
5. 3 tied at.	26

**CATCHERS INTERFERENCE**

1. LIMPUS Damien-WIL	4
2. COOPER Clint-GREE	3
3. 4 tied at.	1

**CHANCES**

1. HODGES Clayton-KELM	105
2. GUENNONI Damon-ME	95
3. McKENZIE Cameron-ME	78
4. 3 tied at	74

**ERRORS**

1. HODGES Clayton-KELM	105
2. GUENNONI Damon-ME	95
3. McKENZIE Cameron-ME	78
4. 3 tied at	74

**PUTOUTS**

1. HODGES Clayton-KELM	98
2. GUENNONI Damon-ME	77
3. SHAIN Vin-CAR	66
4. IRVINE Michael-GREE	61
5. McKENZIE Cameron-ME	59

**E Grade  
2013-14**

Hitting minimums - 2.4 TPA/Game

Pitching minimums - 1 Game

**BATTING AVG**

1. PASCOE Gavin-WAN1	.711
2. MAGORIAN Nathan-CAR	.667
3. SIMPSON Scott-CAR	.639
4. BROWN Justin-VP	.622
5. OBINSON Shane-PEEL	.579

**RUNS SCORED**

1. MARTIN Nathan-CAR	38
2. ALLEN Scott-KAL	33
3. MELLOWSHIP Jon-KAL	32
4. OXLEY Simon-GOS	31
5. SIMPSON Scott-CAR	30

**DOUBLES**

1. RABIE Eric-WAN1	9
ROBINSON Shane-PEEL	9
LEE Andy-VP	9
4. MAHER Andy-KAL	8
OXLEY Simon-GOS	8

**TOTAL BASES**

1. SIMPSON Scott-CAR	57
2. OXLEY Simon-GOS	51
3. MAGORIAN Nathan-CAR	44
4. DYMOCK Michael-WAN2	40
5. 4 tied at	38

**SAC BUNTS**

1. McKENNA G-CAR	1
ANDERSON Brett-CAR	1
ANDERSON Liam-PEEL	1
PASCOE Gavin-WAN1	1

**TOTAL PLATE APPEARANCES**

1. MARTIN Nathan-CAR	77
2. ALLEN Scott-KAL	67
3. MELLOWSHIP Jon-KAL	66
SIMPSON Scott-CAR	66
5. OXLEY Simon-GOS	64

**STRIKEOUTS**

1. PULLEN Justin-WAN2	24
2. BARNES Callum-WAN2	19
REINIKKA Chloe-WAN2	19
4. YUEN Isaac-MUR	17
ANDERSON Callan-PEEL	17

**SLUGGING PCT**

1. MAGORIAN Nathan-CAR	1.222
2. OXLEY Simon-GOS	1.000
3. SIMPSON Scott-CAR	.934
4. ROBINSON Shane-PEEL	.868
5. PASCOE Gavin-WAN1	.822

**HITS**

1. SIMPSON Scott-CAR	39
2. PASCOE Gavin-WAN1	32
3. ALLEN Scott-KAL	29
LEE Andy-VP	29
5. MELLOWSHIP Jon-KAL	28

**TRIPLES**

1. DYMOCK Michael-WAN2	5
2. OXLEY Simon-GOS	4
HARRY Paul-VP	4
4. NORRISH Matt-GOS	3
GRIFFITHS Aaron-CAR	3

**WALKS**

1. MARTIN Nathan-CAR	23
2. AZUMA Yusa-MUR	20
3. REINIKKA Chloe-WAN2	16
4. PULLEN Justin-WAN2	15
5. 2 tied at	14

**SAC FLIES**

1. ROBINSON Shane-PEEL	3
2. 6 tied a	2

**AT BATS**

1. ALLEN Scott-KAL	61
SIMPSON Scott-CAR	61
3. MELLOWSHIP Jon-KAL	60
4. BULNER Jason-VP	55
5. GRIFFITHS Aaron-CAR	53

**CAUGHT STEALING**

1. MCKENZIE Laughton-MUR	3
MacLEAN Andrew-NC	3
3. 5 tied at	2

**ON BASE PCT**

1. PASCOE Gavin-WAN1	.745
2. MAGORIAN Nathan-CAR	.739
3. BROWN Justin-VP	.720
4. BASELL Colton-GOS	.674
5. IMPSON Scott-CAR	.652

**RUNS BATTED IN**

1. SIMPSON Scott-CAR	37
2. OXLEY Simon-GOS	30
3. MAGORIAN Nathan-CAR	26
4. PASCOE Gavin-WAN1	25
5. 2 tied at	23

**HOME RUNS**

1. MAGORIAN Nathan-CAR	4
OXLEY Simon-GOS	4
3. GROVES Adam-CAR	3
MOSLA M-CAR	3
SIMPSON Scott-CAR	3

**HIT BY PITCH**

1. COOTE Jeremy-MUR	8
BASELL Colton-GOS	8
OXLEY Simon-GOS	8
4. NAPIER Greg-NC	7
5. 2 tied at.	6

**STOLEN BASES**

1. WATSON Will-MUR	29
2. ROBINSON Shane-PEEL	26
NORMAN Liam-WAN2	26
4. DEMPSEY Matthew-PEEL	24
OFFORD Travis-GOS	24

**STEAL ATTEMPTS**

1. WATSON Will-MUR	30
2. NORMAN Liam-WAN2	26
ROBINSON Shane-PEEL	26
4. DEMPSEY Matthew-PEEL	24
OFFORD Travis-GOS	24

**GROUND INTO DOUBLE PLAY**

1. HARRINGTON D-GOS	1
CILLI Mark-KAL	1
TAYLOR Jonathon-WAN1	1

**BATTERS STRUCK OUT**

1. AZUMA Yusa-MUR	67
2. PASCOE Gavin-WAN1	49
3. LINGO Charles-KEN	35
4. INNS Callan-WAN2	34
5. SCOTT Ryan-KAL	29

**SAVES**

1. DNORMAN Liam-WAN2	1
HARRINGTON D-GOS	1
ANDERSON Lindsay-PEEL	1

**GAMES FINISHED**

1. MARTIN Brian-CAR	11
2. FORBES Jayden-KEN	7
ANDERSON Lindsay-PEEL	7
SCOTT Ryan-KAL	7
5. MacLEAN Andrew-NC	5

**SAC FLIES ALLOWED**

1. MCKENNA G-CAR	4
2. ANDERSON Liam-PEEL	2
INNS Callan-WAN2	2
CRISP Trevor-WAN2	2
AZUMA Yusa-MUR	2

**WILD PITCHES**

1. NORMAN Liam-WAN2	22
2. NAPIER Greg-NC	18
3. INNS Callan-WAN2	14
SIMPSON Scott-CAR	14
5. NORRISH Matt-GOS	12

**EARNED RUNS ALLOWED**

1. DAVISWORTH Chantal-NC	0
LORENZO Anthony-PEEL	0
ARNOLD Drive-WAN2	0
RICHARDS Z-WAN2	0

**OPPOSING BAR AVG**

1. BULNER Jason-VP	.000
MULLEN Drew-VP	.000
LEE Michael-WAN1	.000
ARNOLD Drive-WAN2	.000
5. ANDERSON Brett-CAR	.125

**APPEARANCES**

1. INNS Callan-WAN2	15
2. AZUMA Yusa-MUR	14
3. MARTIN Brian-CAR	13
4. ANDERSON Lindsay-PEEL	11
5. 2 tied at	10

**GAMES IN RELIEF**

1. MARTIN Brian-CAR	12
2. SIMPSON Scott-CAR	8
FORBES Jayden-KEN	8
ANDERSON Lindsay-PEEL	8
5. COTT Ryan-KAL	7

**LOSSES**

1. AZUMA Yusa-MUR	11
2. INNS Callan-WAN2	10
3. LINGO Charles-KEN	4
MacLEAN David-NC	4
NAPIER Greg-NC	4

**BALKS**

1. ANDERSON Lindsay-PEEL	2
2. 6 tied at	1

**INNINGS PITCHED**

1. AZUMA Yusa-MUR	73.0
2. PASCOE Gavin-WAN1	42.2
3. INNS Callan-WAN	42.0
4. LEE Andy-VP	38.0
5. LINGO Charles-KEN	23.1

**WINS**

1. PASCOE Gavin-WAN1	6
2. WERNER Grant-GOS	5
LEE Andy-VP	5
4. NORRISH Matt-GOS	4
MCKENNA G-CAR	4

**GAMES STARTED**

1. AZUMA Yusa-MUR	14
2. INNS Callan-WAN2	12
3. PASCOE Gavin-WAN1	10
4. LEE Andy-VP	8
5. 4 tied at	6

**SAC BUNTS ALLOWED**

1. LEE Andy-VP	1
CRISP Cody-WAN2	1
KEELER Jayden-PEEL	1

**HIT BATTERS**

1. NAPIER Greg-NC	15
2. AZUMA Yusa-MUR	9
ADAMS Matt-NC	9
MELLOWSHIP Jon-KAL	9
5. 2 tied at	8

**FIELDING**

1. BROAD Steve-CAR	1.000
LARGE Shane-CAR	1.000
PENN Ashley-KEN	1.000
MULLEN Drew-VP	1.000
BASELL Colton-GOS	1.0000

**ASSISTS**

1. SIMPSON Scott-CAR	31
2. BULNER Jason-VP	25
PASCOE Gavin-WAN1	25
4. ADAMS Matt-NC	23
5. DYMOCK Michael-WAN2	22

**CATCHERS INTERFERENCE**

1. WALKER Daryl-VP	2
2. CONNAUGHTONA-MUR	1

**CHANCES**

1. COOTE Jeremy-MUR	94
2. ALLEN Scott-KAL	79
3. MAHER Andy-KAL	76
ROBINSON Shane-PEEL	76
5. ROADRICK Nathan-WAN2	73

**ERRORS**

1. SALMON Alex-MUR	17
2. ONOSHITA Kats-MUR	12
3. ANDERSON Callan-PEEL	10
BULNER Jason-VP	10
5. 5 tied at	9

**PUTOUTS**


1. COOTE Jeremy-MUR	84
2. ALLEN Scott-KAL	67
3. MAHER Andy-KAL	66
4. BROADRICK Nathan-WAN2	65
5. ROBINSON Shane-PEEL	60

**PASSED BALLS**

1. COMRIE SCOTT-PEEL	1
----------------------	---

Baseball WA Ltd

BASEBALL WA  
AWARD WINNERS





# Annual Report - Baseball WA Ltd

## SL PREMIERSHIP HISTORY

1936	West	1964-65	Victoria Park	1990-91	Morley
1937	West	1965-66	Perth	1991-92	Morley
1938	Press	1966-67	South Perth	1992-93	Wembley
1939	West	1967-68	Perth	1993-94	Perth
1940	Press	1968-69	Perth	1994-95	Perth
1941	Press	1969-70	West Perth	1995-96	Perth
1942-45	Recess	1970-71	Perth	1996-97	Perth
1946	Victoria Park	1971-72	Wembley	1997-98	Wanneroo
1947	South Perth	1972-73	Wembley	1998-99	Wanneroo
1948	South Perth	1973-74	East Fremantle	1999-2000	South Perth
1949	Perth	1974-75	Eagles	2000-01	South Perth
1950	Perth	1975-76	Perth	2001-02	South Perth
1951	South Perth	1976-77	Victoria Park	2002-03	Wanneroo
1952	South Perth	1977-78	Wembley	2003-04	South Perth
1953	Swan Districts	1978-79	Victoria Park	2004-05	South Perth
1954	Swan Districts	1979-80	Wembley	2005-06	Perth
1955	Swan Districts	1980-81	Victoria Park	2006-07	Swan Districts
1956	Swan Districts	1981-82	Victoria Park	2007-08	Swan Districts
1957	Swan Districts	1982-83	Perth	2008-09	Wanneroo
1958	Swan Districts	1983-84	Perth	2009-10	Morley Eagles
1959	Swan Districts	1984-85	Victoria Park	2010-11	Wanneroo
1960	Perth	1985-86	Morley	2011-12	South Perth
1961	Perth	1986-87	Cockburn	2012-13	South Perth
1962	Swan Districts	1987-88	Melville	2013-14	Braves
1963	Swan Districts	1988-89	Melville		
1963-64	West Perth	1989-90	West Stirling		

### STATE LEAGUE ALL-STAR TEAM

Catcher	Kevin Clark, Braves
First Base	Robin Adamson, Gosnells Hawks
Second Base	Josh McGee, West Stirling Indians
Third Base	Brett Walters, South Perth Cubs
Short Stop	Travis Kalin, Swan Districts
Outfield	Travis Murphy, Morley Eagles
	Max Wheeler, South Perth Cubs
	Graeme Scorer, Braves
Designated Hitter	Mark Hannah, Morley Eagles
RH Starting Pitcher	Ben Moore, West Stirling Indians
LH Starting Pitcher	Gabe Sandersus, Gosnells Hawks
Relief Pitcher	Robert Dittrick, Morley Eagles
Manager	Adam Courcha, Gosnells Hawks







# Annual Report - Baseball WA Ltd

## AWARD WINNERS

### WOMENS

*Sue Luscombe Minor Premiership Shield:* Morley  
*Championship Cup:* Braves  
*Batting:* Rebecca Crosby, South Perth ... .686  
*Fairest & Best:* Max Jackson Trophy:  
 Rhonda Fiorentino, Morley ... 20

### E GRADE

*Minor Premiership Shield:* Gosnells  
*Championship Cup:* Gosnells  
*Batting:* Gavin Pascoe, Wanneroo ... .711  
*Fairest & Best:* Shane Robinson, Peel ... 16

### D GRADE

*Robin Nussey - Neville Pratt Minor:* Kelmscott  
*Championship Cup:* Wanneroo  
*Batting:* Darryl Olsen, Yangebup ... .690  
*Fairest & Best:* Rob Winchester, Kelmscott ... 14

### C GRADE

*Andy Meloncelli Minor Premiership:* Carine  
*Championship Cup:* Willetton Green  
*Batting:* Matthew Howard, South Perth ... .660  
*Fairest & Best:* Daniel Hookway, Carine ... 16

### B GRADE

*A.J. Smith Premiership Shield:* Kelmscott  
*Championship Cup:* Kelmscott  
*Batting:* Nathan Dixey, Vic Park/Belmont ... .613  
*Fairest & Best:* Aaron Keep, Kelmscott ... 15

### A GRADE

*Ian Ross Premiership Shield:* Peel  
*Championship Cup:* Peel  
*Batting:* Brett McKinlay, Eastern Hills ... .653  
*Fairest & Best:* Matt Balt, Yangebup ... 17

### COLTS

*Eric Knight Minor Premiership Shield:* South Perth  
*Championship Cup:* Braves  
*Batting:* Joshua Rawlinson, South Perth ... .542  
*Fairest & Best:*  
 Joshua Rawlinson, South Perth ... 19

### AA GRADE

*Harry Duncan Minor Premiership Shield:* Wanneroo  
*Championship Cup:* Victoria Park/Belmont  
*Batting:* Aaron Home, Wanneroo ... .553  
*Fairest & Best:*  
 Scott Munro, Vic Park/Belmont ... 13

### AAA GRADE

*R.J. McFarlane Minor Premiership Shield:* Perth  
*Championship Cup:* Perth  
*Batting:* Jonathon Rodriguez, Rockingham ... .500  
*Fairest & Best:* Jay Bullingham, Wanneroo ... 12

### STATE LEAGUE

Pratt-Solomon Minor Premiership Shield  
 Championship Cup .  
 Max Lenegan Medal (Grand Final MVP)  
 Umpires Award (Best Under 21 Player)  
 Kerry Lehane Award (Golden Glove)  
 Rod Byrne Award (Stolen Bases)  
  
 Gull Petroleum-Fred Rae Award (Slugging %)  
 Peter Solomon Award (Runs Batted In)  
 Team Spencer Award (Most Wins – Pitcher)  
 Bill Sinclair Award (Home Runs)  
 New Start Finance Group Award (Lowest ERA)  
 Fireman's Award (Wins + Saves in Relief)  
 Trophy (Most Runs Scored)  
 Don Callanan Award (Batting Average)  
 Inc. Keith Long Memorial  
 Neville Pratt Medal

South Perth  
 Braves  
 Daniel Schmidt, Braves  
 Darcy Heppleston, Perth  
 Zack McMillan, West Stirling  
 Justin Wilson, Rockingham 20  
 Max Wheeler, South Perth 20  
 Chris Dennis, Carine .788  
 Andrew Ferguson, West Stirling 35  
 Ben Moore, West Stirling 7  
 Chris Dennis, Carine 10  
 Ben Moore, West Stirling 1.33  
 Brendan Sing, Morley 7  
 Max Wheeler, South Perth 43  
  
 Andrew Ferguson, West Stirling .424  
 Michael McIver, Wembley 20

# Baseball WA Ltd

# FINANCIAL REPORT

*Liability limited by a scheme approved under  
Professional Standards Legislation*

## For the year ended 30 June 2014

Baseball WA LTD • ABN 21 522 890 770

*Liability limited by a scheme approved under Professional Standards Legislation*



**BASEBALL WA LIMITED**  
**A.B.N. 21 522 890 770**

**CONTENTS**

<b>Directors' Report</b>	99
<b>Auditor's Independence Declaration</b>	101
<b>Statement of Comprehensive Income</b>	102
<b>Statement of Financial Position</b>	103
<b>Statement of Changes in Equity</b>	104
<b>Statement of Cash Flows</b>	105
<b>Notes to the Financial Statements</b>	107
<b>Directors' Declaration</b>	116
<b>Auditor's Report</b>	117