

Baseball WA Ltd

ANNUAL REPORT

2014-15





Baseball WA and Perth HEAT STAFF AND VOLUNTEERS

BASEBALL WA OFFICE:

Phone (08) 6336 7950
Postal Address PO Box 1489
 CANNING VALE DC WA 6970
Office Address BARBAGALLO BALLPARK
Ballpark cnr Nicholson and Wilfred Road
 THORNIE WA 6108
Email admin@baseballwa.asn.au
Website www.wa.baseball.com.au
 www.perthheat.com.au

•• BASEBALL WA

Chief Executive Officer Lachlan Dale
Player Development Manager Steven Fish
Participation & Development Manager Glen Tovey
 (to Feb 2015)
 Mitchell Williams
Inclusive Development Officer Peter McCormack
Facility Manager Rodney Drew
Company Secretary Geoff Hooker
Company Secretary Lachlan Dale
Bookkeeper Raylene Glossop

BWA METRO COMPETITIONS DEPARTMENT

Senior/Under 19s Registrar, Results & Statistics Natalie Todd
Fixtures & Scheduling Mark Richardson
Umpires, Tribunal, Rules & Regulations David Gripper

LITTLE LEAGUE WA

District Administrator & Head of Department David Hayes
Registrar Caroline Adamson
Little League & Junior League Baseball Club David Hayes
Operations Support Manager Caroline Adamson
Little League Softball Donna Titheridge
Little League Competitions Manager Lance MacKichan

Little League & Junior League

Programs Administrator Sue Reid
Umpires Co-ordinator Lou Bonomi

BASEBALL WA BOARD OF DIRECTORS

Chairman Stephen Byrne
Deputy Chairman Dean Burton
Directors: Greg Maynard
 Mark Beyer
 Michelle Palethorpe
 Gary Arnell
 Shane Tonkin
 Michael Andruskijw

•• ALCOHOL.THINK AGAIN PERTH HEAT

ADVISORY BOARD

Patron Marty Parn
Chairman of the Board Geoffrey Hooker
Directors: Bob Ossey
 Tony Adamson
 Doug Mateljan
 (end Feb 2015)
 Murray Westphal
 (from April)

MANAGEMENT

General Manager Lachlan Dale
Comercial Manager Michael Smith
Assistant General Manager Erin Littlefield

SALES & TICKET OPERATIONS

Box Office Manager Nate Johnson
Merchandise Manager Javier Roman
Group Sales Tanner Freydhburg

SALES & TICKET OPERATIONS

Heat Team Store Sales / Broadcasting Guy Belair

MEDIA

Media Liaison Bree Giaviano
Broadcasting Manager Cam Wedemeyer
Game Day Director/Announcer Paul Morgan

Notice of Annual General Meeting

Notice is hereby given that the Annual General Meeting of Baseball WA Ltd will be held as follows:

Venue: Department of Sport and Recreation (DSR)
246 Vincent Street
Leederville WA

Date: Wednesday 16th September 2014

Time: 7.00pm

Agenda

1. APOLOGIES AND ATTENDANCE
2. MINUTES OF PREVIOUS MEETING
 - Annual General Meeting of 15th September 2014
3. PRESENTATIONS
 - Perth Heat Performance Institute (Richard Daly)
 - Good Sports
 - Perth Heat Baseball Club (Tony Adamson)
4. ORDINARY BUSINESS
 - Chairman's Report (To be tabled)
 - Financial Statements (To be tabled)
 - To receive and consider the Financial Statements, Directors' Declaration and Reports of the Directors and Auditors in respect of the year ended 30 June 2015 (To be tabled)
5. BASEBALL WA STATE OF THE GAME PRESENTATION
6. ELECTION OF DIRECTORS
 - Ratification of two (2) co-opted Directors as outlined in Section 8.2 of the Constitution
 - Appointment of vacant Director position
7. LIFE MEMBERSHIP
8. APPOINTMENT OF AUDITORS
9. GENERAL BUSINESS
10. CLOSE

Dated at Perth this 14th day of September 2015. BY ORDER OF THE BOARD



Lachlan Dale, Company Secretary

NOTES:

1. **Representatives and Alternates**
Every Member which or who is the holder of an Ordinary Share in Baseball WA Limited must appoint one or more natural persons as its representative or representatives to exercise the powers of that Member. Where more than one representative has been so appointed, only one of them may exercise the powers of that Member at any one time.
2. **Proxies and Representatives' Appointments**
Any instrument appointing a proxy or representative is to be treated as valid if the instrument and any power of attorney or other authority under which it is signed is or are either:
 - (a) deposited at Baseball WA's registered office (Baseball Park, Cnr Nicholson and Wilfred Roads, Thornlie, 6108) at least 48 hours before the scheduled time for the commencement of the relevant meeting; or
 - (b) presented to the chairman of the meeting as soon as practicable after the commencement of that meeting and, in any event, before the relevant vote is taken
3. **Quorum**
A quorum for a general meeting is 20% or more of Members present in person, by representative or by proxy.
4. **Election of Directors**
There is one vacant position on the board however, no individuals have nominated and the one vacant board position will remain and be ratified in accordance with section 201E(2)(b) of the Corporations Law as directors of the company in accordance with Rule 8 of the company's Constitution for a period of two years as from the conclusion of the meeting. Where the number of nominations is less than the number of declared vacancies, no election is required.
 1. Vacant
5. **Life Membership**
The Baseball WA board will nominate 1 honorary life member at the Annual General Meeting for voting by the eligible voters.
6. **Appointment of Auditor**
The Chief Executive Officer recommends the appointment of David Craig to continue as Auditor.
7. **General Business**

Baseball WA Ltd
ANNUAL GENERAL MEETING
Goodearth Hotel, 195 Adelaide Terrace Perth

Monday 15th September 2014

1.0 ATTENDANCE AND APOLOGIES

Board Members: Steve Byrne (Chairman), Michael Andruszkiw, Mark Clay, Dean Burton, Lachlan Dale, Greg Maynard

Staff Members: Sue Reid, Mark Richardson, Caroline Adamson, Steve Fish, Lance MacKichan (LLWA)

Visitors: Shane Tonkin, Gary Arnell, Evan Stewart (Baseball Australia),

Share Holders: Bill Goddard – Eastern Hills, Caroline Adamson – Gosnells, Brett Barber – Kelmscott, Bill Sinclair – Masters, Darren Claxton – Perth, Stuart Johnson – Rockingham, Paul Wheeler, Michael Lange, Andrew Murray – South Perth, Adriane Markham, Rob Daniele – Swan Districts, Jacques Martin, Andrew Layton – UWA, Trevor Dawson – VicPark/Belmont, Dave Gripper – WA Umpires

Apologies: Carolyn White – Perth, Clayton Fredericks – Braves, Morley BBC

Meeting commenced: 7.04pm

2.0 WELCOME ADDRESS

- 2.1 Steve Byrne opened the meeting by welcoming everyone and also a special welcome to Evan Stewart from Baseball Australia
- 2.2 Corrections for the AGM book
 - 2.2.1 Page 6 the year to date is incorrect and should read 2013 not 2012
 - 2.2.2 William Sinclair incorrectly listed in Independents and should be listed in Shareholders under Masters
 - 2.2.3 Minutes for 2013 AGM Accepted by Bill Sinclair and seconded by Stuart Johnston

3.0 ORDINARY BUSINESS

- 3.1 Chairman's Report as presented in AGM Book
- 3.2 Financial Statements – refer to page 115
 - 3.2.1 The Financial report was audited and is all in order (last page of the Audit report)
 - 3.2.2 Page 17 of the Audit report, Current unexpended Grants will be used for Barbagallo Ballpark upgrades which has not been completed and is held back as a liability for future money to expend
 - 3.2.3 Financial reported moved by Paul Wheeler and seconded by Darren Claxton

4.0 LIFE MEMBERSHIP NOMINATION

- 4.1 Both Nomination came from Vic Park/Belmont Baseball club for Mr Bob Ossey and Mr Don Knapp. After reading the letters for consideration for life membership, Bob Ossey and Don Knapp were awarded Life membership
- 4.2 Moved by Dave Gripper and seconded by Stuart Johnson

5.0 INDEPENDENT REVIEW OF BASEBALL WA – DAVID HATT

Brief summary of baseball in the State and across the country. The Board took an initiative of an independent review by the services of David Hatt, previously a former CEO of the football commission and also with Fremantle Dockers. We requested the assistance to assess the organisation with ways of getting more efficient to set ourselves up for the future of our sport. To review and evaluate the administrative structure of Baseball WA and Perth Heat, specifically the Board and Perth Heat, to examine the efficiency of the constitution of Baseball WA, to examine and

evaluate the relationship of baseball in WA and its national counterparts and to examine and make a preliminary assessment of baseball's current management. This has been addressed with implementation and Recommendations to the Board. David Hatt was very satisfied with the changes to take effect in the next 12 – 24 months.

6.0 AMENDMENT OF CONSTITUTION

- 6.1 Noted in page 5 of the AGM book – from advice from an independent review and to fall in line with best practice governance to change by-law 8.3 Directors. The Addition of paragraph (c) a person or family member of that person who holds a paid position (full-time, part-time or honorarium) at Baseball WA, will not be entitled to be appointed as a director except under section 8.6.
- 6.2 Amendment to constitution moved by Bill Sinclair and seconded by Stuart Johnston

7.0 ELECTION OF DIRECTORS

- 7.1 All positions were declared vacant. Mark Clay and Lachlan Dale stood down. Andrew Todd resigned
- 7.2 Nominees for Directors were Steve Byrne, Dean Burton, Shane Tonkin and Gary Arnell
- 7.3 Nominees for Directors were elected. Moved by Don Claxton and seconded by Paul Wheeler
- 7.4 Michael Andruszkiw was co-opted by the board and required to be ratified.
Moved by Bill Sinclair and Seconded by Dave Gripper

8.0 BASEBALL WA STATE OF THE GAME PRESENTATION

Lachlan Dale gave a Power Point presentation of the previous season and heading into the future of baseball

9.0 APPOINTMENT OF THE AUDITOR

- 9.5 David Craig to continue as Auditor.
- 9.6 Moved by Stuart Johnson and seconded by Darren Claxton

10.0 GENERAL BUSINESS

- 10.1 Final stage of the new strategic plan is on the BWA Website. BWA would like clubs to review and send in any responses. Individuals can comment by using the "Survey" link on the website. Feedback will only be reviewed by using the Survey. Ideally, the new strategic plan to be endorsed by December for the start of 2015.
- 10.2 Questions from the attendees:
 - 10.2.1 Q: Colts U19 – was there any consideration given to younger players in this age group?
A: After debates at Council meetings and emails, Clubs voted that the U19.3's be a competition for players under 17 and that this would alleviate the current problem with young players. Dispensation to play down is also available on a case by case basis.
 - 10.2.2 Q: Is Little League WA under BWA?
A: LLWA is under BWA. It's a department of BWA.

Meeting closed at 7:40pm



Annual Report - Baseball WA Ltd

ACKNOWLEDGEMENTS

BASEBALL WA formally acknowledges it's Life Members.
Our heartfelt appreciation is extended to all.

| | |
|------|-------------------------|
| 1947 | Glen H. Dunstan OBE * |
| 1951 | W.H. (Bill) Hosken * |
| 1953 | Les F. Matthews * |
| 1955 | H.V. (Vic) Barrett * |
| 1957 | H.J. (Bert) Kortlang * |
| 1958 | Thomas G. Nisbet * |
| 1959 | Merv G. Muggleton * |
| 1960 | Rob M. Gordon * |
| 1963 | R.J. (Snow) McFarlane * |
| 1964 | Les R. Brain * |
| 1965 | Harry Duncan * |
| 1967 | R.D. (Bill) Arrowsmith |
| 1970 | Neville J. Pratt OAM |
| 1971 | Max Heron |
| 1972 | Alf Leutchford |
| 1973 | Peter Solomon |
| 1974 | Don Callanan * |
| 1974 | Neville Laird * |
| 1977 | Doug Corker |
| 1978 | Kevin Parry AO * |
| 1979 | Rodney P. Byrne OAM * |
| 1980 | Mrs Norma Goodridge * |
| 1981 | Dennis Osborn |
| 1982 | Alf Dyer * |
| 1983 | Mrs Kath Dyer |
| 1984 | Mrs Evelyn Harvey |
| 1985 | John Cole |
| 1986 | Eric Knight * |
| 1988 | Mrs Jan Thurley |
| 1988 | Don Rodger |
| 1989 | Mrs Rose Corker * |
| 1990 | Ian Ross |
| 1992 | John Radalj |
| 1993 | Michael (Mick) Mount |
| 1995 | Mrs Ursula Wade |
| 1996 | Alan Luscombe |
| 1997 | Graham H. Johnson |
| 1998 | Mrs Athalia Munro |
| 2010 | Mark Pettit |
| 2013 | Mrs Patricia Williamson |

* Deceased

All of these people were recognised as Life Members, in the stated year, by any of the former organisations of, the West Australian Baseball League (Inc), the West Australian Junior Baseball League (Inc), the Baseball Development Foundation (Inc). Those Life Members are now recognised as Life Members of Baseball WA Ltd.

BASEBALL WA formally acknowledges it's Meritorious Awards and Outstanding Achievement Awards. Our heartfelt appreciation is extended to each.

MERITOROUS AWARD

| | | |
|---------|-----------------|---------------|
| 1984-85 | Jack Cody | Perth |
| 1986-87 | Margaret Carter | Fremantle |
| 1988-89 | Kevan Langdon | West Stirling |
| 1993-94 | Eric Knight | Victoria Park |
| 1997-98 | Maurie Reynolds | Umpire |

OUTSTANDING ACHIEVEMENT AWARD

| | | |
|---------|--------------|-------------------------|
| 1981-82 | Ian Butcher | Fremantle State League |
| 1982-83 | Brian Davis | Fremantle "A" Reserve |
| 1983-84 | Harry Duncan | Long Service Award |
| 1984-85 | Don Knapp | Playing/Admin. Award |
| 1987-88 | Tony Adamson | Playing Award |
| 1988-89 | Greg Harvey | Playing Award |
| 1988-89 | Corey Loehr | Playing Award |
| 1996-97 | Shane Tonkin | Playing Award |
| 2008-09 | Ken McGee | Pitching 22 inning game |



Annual Report - Baseball WA Ltd

OBITUARIES

BASEBALL WA acknowledges the sad passing of the following members of the baseball family. Our sincere condolences to their families.

BRIAN DAVIS
28th May 2014

Member of ABF Heritage Committee, NSW Historian and Claxton Shield player.

ADRIAN SCOTT
23rd July 2014

Former Vic Park player and brother of Murray Scott.

KEN WALTERS
11th August 2014

Father of South Perth player Brett Walters.

CONSTANCE FRANKISH
29th August 2014

Wife of former Claxton Shield player Ron Frankish (who passed away 17th October 2013).

CECILIA BONOMI
27th October 2014

Mother of Umpire Lou Bonomi and Grandmother of Aaron Bonomi from the Morley Club.

GEOFF REDMAN
27th November 2014

Father of Toby Redman and former committee member of the Wanneroo Club.

ERIC ROBERTSON
27th November 2014

Life Member of the Perth Club. A great pitcher in Claxton Shield teams and also played for Australia.

ANN SCARTERFIELD
8th January 2015

Mother of Gary Scarterfield from the South Perth Club.

NORMA JOY PRATT
23rd January 2015

Mrs Pratt was the wife of the Late Neville Pratt and was also a former Patron of the WA Scorers and Statisticians Association.

LEE SPENCER
5th February 2015

Former Vic Park player with his brother Warren. They were sons of Dean Spencer, a club stalwart and former WA Umpire.

RICHARD GILLARD
5th February 2015

Former Wembley Club player and administrator.

D'ARCY LINDAU
19th February 2015

Father of Murray Lindau, a former University and Melville player.

BRUCE BALMER
21st March 2015

Former player for the Perth Club and a Claxton Shield player. His father Harry, was a scorer from the 1930's to 1950's for the "Chevs" and the Perth Clubs. Harry kept his score books and the records show a lifetime statistical record for players but particularly for George Dickinson who was inducted into the BA Hall of Fame.

KEN MITCHELL
28th March 2015

A member of the WA Claxton Shield Club and former South Australian Claxton Shield player.



Annual Report - Baseball WA Ltd

CHAIRMAN



It is my pleasure to present my fifth report as Chairman of Baseball WA.

The 2014-15 season was again a successful one for WA both locally and in nation competitions wise, as the following reports will attest.

We were also very successful at this year's Baseball Australia Diamond Awards, taking out the following six awards:

- **PRESIDENT'S AWARD:** the biggest and best surprise of the night was the presentation to the legendary William "Spider" Sinclair. A very well deserved honour.
- **ADMINISTRATOR OF THE YEAR:** Di Mount-Bryson
- **OFFICIAL OF THE YEAR:** Jon Byrne
- **HIGH PERFORMANCE COACH OF THE YEAR:** Steve Fish
- **PLAYER OF THE YEAR:** Liam Hendricks.
- **GOLDEN GLOVE:** Joey Wong

Congratulations to all very worthy winners.

From a board and association, the year has seen some successes, some disappointment and some frustrations.

The board has undertaken to have a State Strategic Facilities Plan commissioned. Once completed this plan will outline the requirements for the next 10 years and informs all future investment into local and regional baseball facilities in Western Australia. An application has been submitted to the Department of Sport & Recreation for a grant to fund a consultant to prepare the report.

A Governance subcommittee has been formed to review all BWA policies to ensure the relevance in today's environment.

The facilities upgrade to Barbagallo Ballpark (Note: This was the final year as naming rights and we are seeking a new sponsor for this asset) is progressing but not at a rate that we would have liked. Planning approval for the construction of the additional toilet block took considerably longer than expected. It is now envisaged that construction will begin at the end of February 2016, whilst there may be some disruption to the use of the Ballpark, we will, of course endeavour to minimise this for our members. Unfortunately we were unsuccessful with our application for round one of the Nation Stronger Regions Fund to match the funds made available by the State Government for Stage 2 (Lighting and Power Upgrades). However, we are very confident through support from our local and federal partners in government, our updated proposal and application for round two, submitted in July 2015, will be successful. The design of the lighting system is being finalised which will include an extensive capacity upgrade. How much we can achieve of Stage 2 of the master plan will be dependent of federal funding and what we can afford once final costings are received.

One of the most frustrating and disappointing occurrences was Western Australia's loss of the opportunity to host a Qualifying round of the World Baseball Classic at the ballpark in February 2016. One of our challenges remains in securing funding to host international events here at the ballpark. Whilst we all in the baseball community believe Baseball deserves the support, we also need to continue to develop economic benefits to all investors into our game. We will of course

continue to build partnerships both nationally and internationally to host events such as this in the future and work closely with the WA state government.

On a national front Baseball Australia received funding cuts through the All of Sports Federal Funding Program. This reduction will only have a minor effect to Baseball WA due to our successful organisational outcomes however will continue to be a major focus going forward to maintain funding. I urge you also to monitor closely the application of Baseball and Softball to be included the 2020 Olympic Games in Tokyo. To be reinstated as an Olympic sport again is crucial to future funding of the sport by the federal and state governments.

On the Federal and State Governments front, baseball in Western Australia is fortunate to have two very strong political champions in the form of Mr Ken Wyatt, Federal Member for Hasluck and Mr Peter Abetz MLA, the Member for Southern River. Both gentlemen have continued to be steadfast in their support and promotion of baseball. For this I am extremely grateful.

Likewise, I would like to extend our appreciation and gratitude to the State Government through the Department of Sport & Recreation for their continued support and guidance. Our appreciation is also extended to Healthway for their continued support.

Whilst the total integration of BWA and the Perth Heat under the leadership of CEO Lachlan Dale was challenging, we identified several key factors with the largest being in the area of human and physical resources required to manage two large and complex organisations. Lachlan worked extremely hard to achieve the goals of both

organisations, at times under very trying and stressful circumstances. The board and I would like to express our sincere appreciation to Lachlan for his efforts.

It is hoped that the newly created structure with Lachlan reverting back to CEO of BWA and Tony Adamson assuming the role of CEO of the Perth Heat will see continued successes for both organisations. Although each will have its own CEO, we will continue to work 'hand in glove' as we always have.

As stated last year, we are blessed in the West with a large group of dedicated people who are passionate about the growth and development of the sport of baseball in WA. To all of you go my heartfelt thanks.

To the staff at BWA and Perth Heat, the WA Baseball Umpires Association and the WA Scorers and Statisticians Association, thank you for your continued support.

Finally, to my fellow board members, I wish to thank you all for making life a lot easier for both Lachlan and myself. Your input into board discussions is always valued and positive and it makes chairing board meetings a pleasure.

Stephen Byrne
Chairman
Board of Directors, Baseball WA





Annual Report - Baseball WA Ltd

CEO AND COMPETITIONS



I would like to extend my appreciation and thanks to everyone in WA who have contributed to the growth and development of our sport. It is a pleasure to see staff, clubs, players, volunteers and families working in the same direction to ensure success, not only for our state, but the rest of Australia. I must also thank Baseball WA's major supporters in the Department of Sport and Recreation, Healthway, Baseball Australia, 'Alcohol. Think Again' Perth Heat, Tee-ball Association of WA, Australian Baseball League and Major League Baseball. Without their support our state would not have the ability to grow and take our success to the next level. It is this continued success that in February 2015, WA was recognised with outstanding achievements but should also be shared amongst all WA members, volunteers, clubs, sponsors and staff as it takes everybody within WA working together to develop this great game we all love. The Baseball Australia Award winners for WA were:

- ABL Champions: 'Alcohol. Think Again' Perth Heat
- National Junior League Champions: Perth Central Firebirds
- Administrator of the Year: Di Mount-Bryson, Western Australia

- Baseball Australia President's Award: William "Spider" Sinclair, Western Australia
- Official of the Year: Jon Byrne, Western Australia
- Open Male Player of the Year: Liam Hendriks, Toronto Blue Jays
- High Performance Coach of the Year: Steve Fish, Western Australia
- Runner Up National Champions: Under 18, Under 16, Under 15 Girls, Under 25, Little League

Baseball WA continues to value and develop the relationship with Tee-Ball clubs in Western Australia, working closely with Tee Ball Association of WA (TBAWA) to grow participation at the grass roots level. Baseball WA continues to support TBAWA at the North-West Tee Ball Championships (Sept 2014), Tee Ball State Championships (Feb 2015), Super Squad (Nov 2014 – Feb 2015) and Tee Ball to Baseball Transition Camps and Clinics.

Participation numbers have remained the same in season 2014/15 and this must continue to be our focus moving forward. A re-formatted Colts League was introduced which merged the former Under 17's and Under 19's grades and shifted to play on Saturday afternoons. As with any change, there are always new learning's and developments that arise throughout the season and I believe both the clubs and administrative staff have worked extremely well to overcome and ensure the players continue to experience fantastic opportunities within our game. WA continues to lead the way with the Junior League format and we witnessed the success from hard work with Perth Central Firebirds winning the National Championship held in South Australia. Great results from other WA teams with Northern Metro's 2nd, Coastal Bay 5th and Swan Hills 9th.

Little League Baseball in WA has again proven to be a flagship department in baseball across the country, however participation increases have stalled. Over the next few years, we will be continually challenged with participation with several factors impacting growth. The lack of a National League in the between 2001 – 2010 and Baseball losing its place in the Olympics after 2004 is now visible as these aged players make up our junior baseball competition. Despite the challenges WA again sent 5 charter teams to the Little League National Championships, with 2 teams finishing in the final 5.

The Senior Competitions department again excelled managing a successful season both on and off the field with several changes to the structures. The team led by Mark Richardson and David Gripper worked tirelessly with the volunteer staff to assist clubs with anything they needed throughout the year. Congratulations to the teams who won the premiership but also thank you for all teams for competing and dedicating the time and effort throughout the season to make the competition strong. I would also like to thank both the WA Baseball Umpires Association and the WA Baseball Scorers and Statisticians Association for their fantastic role they provide as officials of the game

Through continued financial support from Healthway 'Smarter Than Smoking' and the Department of Sport and Recreation, Baseball WA's development programs were again in full swing reaching out to schools and regions throughout WA with development programs. Steve Fish, Glen Tovey, Mitch Williams and Rod Drew have driven this with outstanding support from all coaches in Baseball WA programs. Andrew Kyle, Graeme Lloyd, Dan Hayes are an extension of this success as WA officials selected to National Programs and no doubt passed on a considerable amount of skill and knowledge to the rest of the country. We are again leading the way in development, high performance and activity in which is nationally recognised and revered with requests from interstate players and coaches wanting to be involved in WA programs. WA State Teams, USA Colts Tour, Diamond Academy, Winter Program and Camps and Clinics have all seen positive outcomes achieved and continue to provide unique opportunities for our WA participants.

The organization is continuing to work with external partners to plan and develop the Stadium upgrades at Baseball Park with Stage 1 due to be completed by June 2016. Through the Stage 1 planning process, we have identified additional infrastructure and works required in preparation for Stage 2 Lighting and Power upgrades, which will see the development process be expedited. In addition to the major capital funding, ongoing maintenance and smaller developments will continue to occur at the ballpark to better enhance playing and spectator experiences. Rod Drew has again maintained a world-class facility and the national leader in baseball stadiums and should be commended for his daily work. Baseball WA also bid to MLB to host the World Baseball Classic Qualifiers held in February 2016 but unfortunately due to lack of State Funding and Support, we were unsuccessful in our application.

As CEO of Baseball WA I would like to make special thanks Brett Pickett, Justin Drew and the staff at Baseball Australia for supporting Baseball WA as it continues to grow. The Board of Directors at Baseball WA have been instrumental in our growth and will again challenge itself to build a sustainable and professional organisation which will see Baseball in WA continue as the leaders in Australia.

Lachlan Dale, CEO, Baseball WA



BWA Annual report - Ballpark Redevelopment Project Update

In February 2014, Baseball WA, Baseball Australia, and the ABL all contributed to create an operating budget to help drive the ballpark redevelopment project forward. This commitment has played a significant role in the progress we've achieved thus far. The budget is used to cover expenses related to the salary and travel expenses for a lead resource, Daniel Amodio, Government Relations and Facility Development Manager as well as hospitality and other expenses related to the project. The areas below represent the major areas of focus for the project:

1. NATIONAL STRONGER REGIONS FUND

The National Stronger Regions Fund (NSRF) is a Federal Government programme aimed at promoting economic development in Australia's regions. Baseball WA and Baseball Australia submitted an application for the second round of submissions in late July for just under 1 million dollars, with the successful applications to be announced in December this year. The funding would match the States funding to deliver the lighting and power upgrade at the ballpark.

Baseball WA and Baseball Australia engaged Bastion Strategic and Global Outcomes (Bastion S&GO) to create an independent economic impact report that the project would have.

2. WORLD BASEBALL CLASSIC FUNDING

It was the aim of Baseball WA to host the World Baseball Classic Qualifier (WBCQ) in WA. The WBCQ is one of the biggest international events for Baseball. We were, however, unable to secure funding from EventsCorp for the event, which makes the task of winning the right to host the WBCQ more challenging. Following the visit from MLB Field Specialist Murray Cook to the field in June this year, he gave us great feedback about the future redevelopments at the ballpark and provided guidance as to what to improve upon in order to increase the chances of hosting future events such as the WBCQ.

3. STAGE 1 DEVELOPMENT STATUS

Stage 1 of the Master Plan involves the construction of

a spectator toilet block and relocated media facility. Development Approval (DA) has been received as has the Quantity Surveyor report. Construction is estimated to begin in early 2016.

4. STAGE TWO LIGHTING

One aspect of Stage 2 of the Master Plan is the installation of new lighting poles at the stadium, which helps increase the usage of the stadium and makes games become a more attractive spectacle to watch for spectators at the ground and viewers at home. The design of the system is currently being finalised, which involves the final placement of the poles behind the grandstand at the stadium instead of on the concourse which was originally planned. We will aim to confirm funding and commence the upgrade in early 2016.

5. LONG-TERM, ONGOING FUNDRAISING EFFORTS

We've developed strong relationships with some key government partners who play a critical role in making this project a reality. The WA Department of Sport and Recreation has committed \$1.5M towards the early stages of the project. Ken Wyatt MP has become a great ally of baseball in WA and across Australia as the Chairman of the Parliamentary Friends of Baseball Group and has been a champion of the sport, mentioning baseball multiple times when addressing Federal Parliament. The project has received support from Minister Mike Nahan, Peter Abetz, Bill Johnston, Luke Simpkins and many others.

Daniel Amodio
Government Relations & Facility Development Manager
| Australian Baseball League | Baseball Australia m: 0421 735 520 | e: damodio@theabl.com.au





Annual Report - Baseball WA Ltd

HIGH PERFORMANCE/DEVELOPMENT



TEE BALL

The Development Department was present at the following events in 2014-15

- T-Ball State Championships (Langley Park, Perth) February 28 to March 2, 2015
- November Lightning Carnival (Yokine Reserve) December 7, 2014
- NW Championships (Karratha) September 19-21, 2014
- All monthly T-ball meetings
- SuperSquad exhibitions at Alcohol. Think Again Perth Heat games

"SMARTER THAN SMOKING"

CAMPS AND CLINICS

Smarter than Smoking October School Holidays Camps

- Carine (September 29 – October 2, 2014)
- Barbagallo Ballpark (October 6-9, 2014)

Smarter than Smoking October School Holidays T-Ball Camps

- Carine (September 29 – October 2, 2014)
- Barbagallo Ballpark (October 6-9, 2014)

Smarter than Smoking January School Holidays Camps

- Barbagallo Ballpark (January 27-30, 2015)
- Carine (January 12-15, 2015)

Smarter Than Smoking January School Holidays T-Ball Camps

- Carine (January 12-15, 2015)
- Barbagallo Ballpark (January 27-30, 2015)

Smarter Than Smoking T-Ball to Baseball Winter Transition Clinics (May 2nd – June 6th, 2015)

- Barbagallo Ballpark -- Saturdays

Smarter than Smoking" October 2014/January 2015

Perth Heat Pitchers & Catchers Clinics

- September 29, October 1&3, 2014 @ Carine Open Space
- October 6, 8, 10, 2014 @ Barbagallo Ballpark
- January 5, 7, 9, 2015 @ Barbagallo Ballpark

REGIONAL

Regional Baseball/Tball participation currently runs competitions/participation in:

- Port Hedland
- Karratha/Wickham
- Tom Price
- Paraburdoo
- Newman
- Geraldton
- Kalgoorlie
- Dunsborough/Busselton
- Broome

Baseball has been strong in regional Australia with the Development Department making over 10 trips to regional locations in 2014-15.

2014-15 HIGH PERFORMANCE PROGRAMS

STATE TEAMS

Out of a possible 6 national championship tournaments, WA won 1, and finished 2nd in the remaining 5 of them.

- Alcohol Think Again Perth Heat (1st)
- Under 25's (2nd)
- Under 18's (2nd)
- Under 16's (2nd)
- Junior Girls (2nd)
- Little League
 - o Swan Hills Aces (2nd place)
 - Lost National Championship Game to Cronulla 7-3
 - Advanced to Cal Ripken World Series
 - o Perth Central Firebirds (5th)
 - o Perth Metro North (7th)
 - o West Coast Chargers (7th)
 - o Eastern Phantoms (11th)

“Smarter than Smoking”

Little League Charter Academy

January 19th – 23rd, 2015 @ Dale Districts Softball Complex from 9am-5pm (5 days)

Limited to the top 100 Little Leaguers identified from around the state and was coached by Perth Heat players, US imports and State Team Coaches

2015 ABF NATIONAL CHAMPIONSHIPS

Little League

- June 3rd-8th, 2015
- Lismore, NSW
- Swan Hills Aces finish 2nd to advance to the Cal Ripken World Series

Under 16's

- January 9th-18th, 2015
- Location: Blue Sox Stadium, Blacktown, Sydney, New South Wales
- 2nd Place

Under 18's

- January 9th-18th, 2015
- Location: Blue Sox Stadium, Blacktown, Sydney, NSW
- 2nd Place

Under 25's

- September 29th-October 4th, 2014
- Location: Cairns, Queensland
- 2nd Place

Girls U15s

- January 12th-17th 2015
- Location: Narrabundah Ballpark, Canberra, ACT
- 2nd place

2015 Perth HEAT Diamond Academy

- 2015 Winter Program runs 7 days a week for 16 weeks
 - o Women's(Integrated with Under 16's/Development)
 - o Little League Development (Saturdays at Barbagallo Ballpark)

o Diamond Academy

- Little League Monday and Wednesday/Tuesday and Thursday 5-7pm
 - Saturday and Sunday games 2:30-4:30
- Under 14s Monday and Wednesday/Tuesday and Thursday 6:30-8:30pm
 - Saturday games 2:30-6pm
- Under 16s/Women's Tuesday and Thursdays 6-8pm
 - Optional BP Fridays 5pm
 - Sunday games 10:30am-1pm
- Under 18s Monday and Wednesday 5pm-8pm
 - Optional BP Fridays 6pm
 - Sunday games 1-6pm
- Under 23s Monday and Wednesday 6:30-9:30pm
 - Optional BP Fridays 7pm
 - Sunday games 1-6pm
- T-Ball to Baseball Transition, Saturday

NATIONAL REPRESENTATIVES

12U World Championships – Taiwan

- Dylan Bojarski - Carine
- Aaron Callaghan – Wanneroo
- Jay Reynolds - Wanneroo

15U World Championships (Mexico City, Mexico)

- Mason Talbot (Swan Districts)
- Jess Williams (Morley)
- Alex Hall (Morley) – Reserve

U18 World Championships (Japan)

See pictured below

- Joshua Hendrickson - Wembley
- Ryan Kift – Wanneroo
- Tristan King – Carine
- Mitchell Neunborn - Braves
- Joshua Rawlinson – South Perth
- Rhys Steedman – Wembley
- Jesse Williams – Morley



National Awards

- Steve Fish – Virgin Australia High Performance Coach of the Year
- Di Mount-Bryson – Mitronics Administrator of the Year
- Jon Byrne – Fielder's Choice Official of the Year
- Liam Hendriks – New Era Open Men's Player of the Year
- Bill "Spider" Sinclair – Baseball Australia President's Award

Alcohol. Think Again Perth HEAT

- 2014-2015 Claxton Shield ABL Champions
- 28-20-Regular season Record (2nd)
- Direct entry to ABL Championship Series (Grand Final)
- Grand Final
 - o February 6-8, 2015
 - o Adelaide, South Australia
 - o Best-of-three Series
 - o 2-1 win over Adelaide Bite
 - o Nearly 13,000 fans in attendance during Championship Series

- Supersquad T-Ball players participated in T-Ball games at Barbagallo Ballpark in pre-game Heat Festivities
- 600 Junior baseballers participated in the Bendigo Bank Baseball Buddies Program
- 200 Junior baseballers caught fly balls with Perth Heat players during batting practice

SUMMARY

Our success continues to pave the road for the entire country. This year we finished no less than 2nd place at any national tournament. Our players continue to get better and better and continue onto the next level with success. I would like to thank Geoff Hooker and Lachlan Dale, all of our High Performance coaches, and all of our development volunteers and coaches for their help throughout the 2014-2015 baseball season. Without each of you, this great game and our successful organization would not be where it is today.

Steve Fish
High Performance Manager
Player Development Manager

MLBAAP -- Academy Class of 2015

Seventy-five promising young baseball players attended the MLB Australian Academy Program (MLBAAP) on the Gold Coast from 1st August.

Players prepare and train for pre camp conditioning over eight weeks with their State High Performance Academy and then report for camp (Aug 1st) for intensive training and games six days a week over three weeks under the guidance of former Major Leaguers and Team Australia coaching staff including Jon Deeble, Graeme Lloyd and Glenn Williams, with MLB scouts from several teams monitoring their progress.

INVITED PLAYERS:

ACT: Bradley Inglis, Campbell Quirk, Cameron Tilly

NSW: Adam Barbaro, Jake Bramble, Kyle Cross, Dean Frew, Harrison Fullerton, Oliver Howitt, Shane Kelleher, Jordan Lindsay, James McCallum, Daniel Myrmell, Alex Osborne, James Percival, Joshua Robins, Flynn Stallworthy, Benjamin Tsui, Alexander Wells

QLD: Louis Baker, Carter Bell, Nick Boys, Daniel Carseldine, Jye Deeble, Samuel Jones, Kevin Jordan, Brodie Lyon, Lachlan MacDonald, Thomas Rees, Brody Seignior, Nate Vankan

VIC: Max Barrett, Matthew Beattie, James Brancolino, George Callil, Alex Clark, Marcel d'Avoine, Oliver Dunn, Jack Enciondo, Chase Hodgkinson

SA: Matthew Hutchings, Mitchell Lightbody, Jordan McArdle, Mason Pickard

WA: Jake Baker, Ulrich Bojarski, Daniel Bourke, Tyson Cosgrove, Joshua Diggins, Joshua Hendrickson, Alan Kenny, Ryan Kift, Tristan King, Mitch Neunborn, Josh Rawlinson, Michael Ryan, Jesse Sequeria, Rhys Steedman, Benjamin Shorto, Jess Williams

NEW ZEALAND: Connor Gleeson, Kyle Glogoski, Siona Gray, Jordan Hosking, Dylan Irwin, Matt Thomas

CHINA: Yi Chen Qian, Hai Cheng Gong, Xin Yu Shi, Chen Chen Luan, Yu Qiao

WA COACHING STAFF:

Pitching Coach: Graeme Lloyd* (Former MLB Player), Field Manager: Andy Kyle; Steve Fish (Under 19 coach)

OVERSEAS PLAYERS

19 College Baseball Players, 8 Professional Players and 1 umpire represented Western Australia in the USA during the 2014-2015 Season.

| COLLEGE PLAYERS | WA CLUB | COLLEGE |
|-------------------|-------------|--|
| Troy Bullingham | Wanneroo | Northern Iowa Area Community College |
| Rob Glendinning | Wanneroo | Northern Iowa Area Community College |
| Conor Lourey | Wanneroo | High Point University (North Carolina) |
| Hayden Sloane | Wanneroo | Kirkwood Community College (Iowa) |
| Luke Shipway | Wanneroo | Mt Olive University (Virginia) |
| Brad Williams | Wanneroo | Sterling College (Kansas) |
| Daniel Bradley | South Perth | Northern Iowa Area Community College (Iowa) |
| Adam Barbarich | South Perth | Kirkwood Community College (Iowa) |
| Steven Baxter | Morley | College of the Redwoods (California) |
| Corey Shevlin | Morley | Jamestown College (North Dakota) |
| Dylan L'Herpinier | Melville | Dakota County Technical College (Minnesota) |
| Brodie Mitchell | Gosnells | Northwest Ohio University (Ohio) |
| Roy Hotvedt | Vic Park | Sterling College (Kansas) |
| Ryan Boyer | Vic Park | Dakota County Technical College (Minnesota) |
| Tomas Swinson | Rockingham | Long Beach City College (California) |
| Zeno Stone | DUBAI | College of the Redwoods (2013 USA trip participant) |
| Brandon Michie | Brisbane | North Iowa Area Community College USA Trip Participant |
| Mat Hudson | NSW | North Iowa Area Community College USA Trip Participant |
| Nick Veale | Victoria | Minnesota State University (USA Trip Participant) |

| PROFESSIONALS | WA CLUB | ORGANIZATION | LEVEL |
|---------------------|-------------|--------------------|--------|
| Liam Hendriks | Wanneroo | Toronto Blue Jays | MLB |
| Jake Turnbull | Wanneroo | Cincinnati Reds | R |
| Allan De San Miguel | Gosnells | Minnesota Twins | AAA |
| Warwick Saupold | South Perth | Detroit Tigers | AA |
| Jake Bowey | South Perth | Houston Astros | R |
| Matt Kennelly | Melville | Atlanta Braves | AA-AAA |
| Sam Kennelly | Melville | Pittsburgh Pirates | R |
| Luke Hughes | Morley | Lancaster | IND |

UMPIRES LEVEL

| | |
|-----------|---------|
| Jon Byrne | AAA/MLB |
|-----------|---------|



Annual Report - Baseball WA Ltd

MASTER'S LEAGUE

In the Semi Final series game one saw the Bears 4 defeat the Cubs 2. Game 2 Eagles 7 defeated Reds 1. In the Grand Final Bears scored 3 runs in the first innings. Eagles picked up 2 runs in the 3rd. Bears scored 1 run in the top of the 4th innings and the Eagles scored 2 to square it up in the bottom to make it 4 all. 5th and 6th innings were scoreless. Eagles scored 1 run in the bottom of the 7th to again be the Premiership team. Since playing at Thornlie they have only lost one Grand Final. Congratulations to both for the manner in which the Grand Final was played.

The final standings were as follows:-

| TEAM | P | W | L |
|---------|----|----|----|
| Eagles | 12 | 10 | 2 |
| Cubs | 11 | 8 | 3 |
| Bears | 11 | 7 | 4 |
| Reds | 11 | 2 | 9 |
| Indians | 11 | 1 | 10 |

AWARDS

The MVP resulted in 41 players receiving votes. The runner up with 15 votes Dean Swan of the Bears pitched 19 innings for 20 strikeouts giving up only 1 run and batting .586. The winner with 18 votes pitched 29 innings for 25 strike outs giving up only 1 run and batting .464 was Luke Hulbert of the Eagles.

Team Batting Awards went to the following players:-

| TEAM | PLAYER | AVERAGE |
|---------|--------------|---------|
| Indians | Derek Hoare | .478 |
| Eagles | Brad Allpike | .520 |
| Bears | Dean Swan | .586 |
| Reds | Scott Hood | .591 |

Joe McCarthy led the Cubs and the League with a batting average of .684 winning the "Dodd Family" perpetual batting award.

ALL STAR TEAM was chosen from the most valuable Pitchers and Catcher with the remaining positions filled by the leading Batters.

| | | | |
|--------------|---------------|---------|----------|
| Pitchers:- | Luke Hulbert | Eagles | ERA 0.31 |
| | Dean Swan | Bears | ERA 0.47 |
| | Ben Hoffman | Bears | ERA 6.94 |
| Catcher: | Brad Allpike | Eagles | Av, .520 |
| First Base: | Jason Cottier | Cubs | Av. .571 |
| Second Base: | Daniel Ooi | Reds | Av. .450 |
| Third Base: | Joe McCarthy | Cubs | Av. .684 |
| Shortstop: | Scott Hood | Reds | Av, .591 |
| Leftfield: | Gordon Cecil | Reds | Av, .444 |
| Centrefield: | Dion Pilgrim | Cubs | Av. .500 |
| Rightfield: | Derek Hoare | Indians | Av. .478 |

APPRECIATION

On behalf of Masters a vote of appreciation must go to Rob Robson. Of the 31 games played Rob officiated in 27 and was Plate umpire in 19 of those games. To the others who helped out including the bye teams thanks for calling Balls and Strikes, Safes and Outs.

This season a grateful thanks goes again to Franklin Tavern for their support with canteen supplies. Stephen Duckett cared for the financial side of the League. Kaye Timms played a significant part with Secretarial duties, scoring, keeping stats and overseeing the canteen. The contribution of these people make the League a success.

COMMENTS

The spirit of Masters was evident with all games played in a friendly but competitive manner and it is a credit to the players for their conduct during the season. The Grand Final saw the biggest crowd attend and I hope this will continue in the future. To the in coming committee I wish all the best for the coming season and may Masters continue to be a success.

Bill Sinclair, President

CAPTIONS FOR PICS ON NEXTPAGE

TOP RIGHT: Joe McCarthy receiving the "Dodd Family" League Batting Trophy -- Award batting .684

TOP LEFT: Eagles Luke Hulbert Receiving "Bill Sinclair" MVP Award

BOTTOM: Eagles Premiership Team





Annual Report - Baseball WA Ltd

UMPIRE ADVISER

The ongoing training of umpires, which allows them to perform at the highest level, remains a challenge. It will do so for the foreseeable future.

To this end I am grateful for the support received mainly from Chris Rapley as he continues to evolve as an instructor and also from Peter Bowie, Lou Bonomi and Brett Robson. Without their support it would not be possible to continually roll out the acknowledged best training programs in Australia.

As alluded to in last year's report, the growth of baseball at Little League and Junior League level has created a strain on our resources. This growth will continue for several years to come and, as a group of umpires we need to ensure we can adequately cover the additional games being played. It is a fantastic opportunity for budding umpires to get involved and we are more than happy to provide whatever training is necessary.

To this end I must say a huge 'thank you' to Lou Bonomi for stepping into the role of training umpires at Green Shirt level. At last count over 100 umpires were trained to be able to work at Little League and Junior League. He travelled far and wide to accomplish this daunting task.

It is probably timely to announce that for next season, Lou will not be appointing umpires to Junior League games. It will be the responsibility of the relative clubs to appoint a Green Shirt umpire to their home games. Where possible the umpire appointed to the Colts game will be at the ground to assist the rookie and even run bases for him. More information on this later.

There will also be some changes to our regular Rules and Mechanics nights at Balcatta. The sessions were all extremely well attended last year but with a view to "freshening up" these nights, we will look to do some work outdoors. Game management is an area we will continue to work on; this is not unusual, as it seems that in MLB it is also a problem which is continually challenged.

There will be many opportunities for umpires to step up a level this year due to the total number of games we need to cover and I look forward to your attendance at our pre-season training.

David Gripper
President





Annual Report - Baseball WA Ltd

SCORERS AND STATISTICIANS

Looking back over the past 12 months, as the season comes to the end, has seen some challenging and very rewarding times for the Association. With changes to the Committee happening mid season, new and exciting actions happening within the Association.

Firstly, I would like to thank Joedy Hardie for her commitment to the Association by stepping up as secretary at the start of the season, due to personal commitments Joedy handed over the reigns to Renee Rawlinson when she stepped down as secretary but remained on the general Committee. Also a special mention that Joedy attended the Under 25 National Championship on behalf of the Association and all reports back were very positive.

This year we had clinics that far exceeded our expectations, we turned up at clinics expecting between 10 - 15 attendees and had clinics with 29 and 23 respectively, I associate a lot of the increase numbers with our increase presence on Social Media.

We pushed hard this year to get IT clinics up and running as people were asking about these, we opted to try and run 3 clinics with only one clinic happening as no interest was registered for the other dates.

This year we revamped the image of the Association a huge thank you to Renee Rawlinson who redesigned the website, logo, letterheads, with compliments slips and facebook pages. This year we had our facebook interest increase from 26 members to 142 and growing. All advertising, flyers and social media were also driven by Renee.

Exams were at an all time high with 12 members sitting exams and we had a pass rate of 100%, congratulations to all members who sat these exams. A special mention must be made to the Committee for their dedication to our members on getting all the exams done. Maureen Bradley, I would like to thank you for holding an exam day south of the river and Christine Sorensen for taking the practical exams held at Wanneroo.

We have over 37 paid members of the Association, which is an increase of 11 from last year so this proves that the Committee is working within the baseball community.

This year's Committee was sensational with nothing being too much hard work, we had Committee meeting both North and South of the River and it was really nice to see members car pooling to the meetings. A special mention to June Anderson for all the tasty treats that were at the North of the River meetings, I know that these were appreciated by all when we missed dinner to be at meetings.

Congratulations to all the National Teams that won medals this year and to the Perth Heat on another Championship. To all the scorers that gave up their time to score the Perth Heat games I thank you from the bottom of my heart as I know that this time commitment is immense. Your commitment to baseball at the highest level in WA is outstanding and you all know who you are.

Natalie Todd
President



LIFE MEMBERS

WABSSA acknowledges the significant contributions the following life members have made to this Association.

Rose Corker* 1994

Kath Dyer 1998

Patricia Williamson 1999

Betty Lawson 2000

Rae Coleman* 2006

Natalie Todd 2014

* Deceased



Annual Report - Baseball WA Ltd

LITTLE LEAGUE

It is a pleasure that I present the report for the 2014-2015 season.

Growth is continuing to grow at a steady pace in Minor leagues Machine Pitch grades. Little league experience a decline of teams & Membership numbers.

Player Numbers for the past three seasons

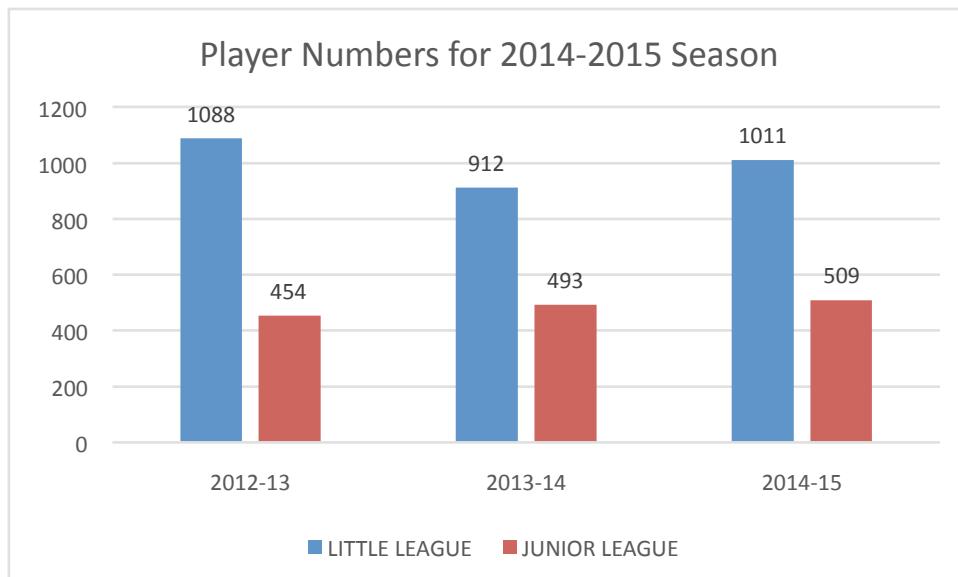
| Metropolitan & Regional | 2014/15 Team No.s | PLAYER NUMBERS | 2013/14 TEAM No.s | PLAYER NUMBERS | 2012/13 TEAM No.s | PLAYER NUMBERS |
|-------------------------|----------------------|-------------------|----------------------|-------------------|----------------------|-------------------|
| LL Majors/PP/MP | 83 | 1011 | 85 | 912 | 97 | 1088 |
| Junior League 70-IL/80 | 49 | 509 | 48 | 493 | N/A | 454 |

Of the 83 Little League and 49 Junior League teams, the competition broke down to:

Little League Machine Pitch: 21 teams
 Little League Minor Player Pitch: 9 teams
 Little league Majors Metropolitan competition: 47 teams

Junior League 70/ IL: 21 teams
 Junior League 80: 28 teams

Regional Clubs: Port Hedland: LL Majors: 2 teams
 LL Minor Machine Pitch: 4 teams



Caroline Adamson
 Little League Operations Support Manager

LITTLE LEAGUE STATE CHAMPIONSHIPS 2015

| | |
|----|-------------------------|
| 1 | Swan Hills Aces* |
| 1 | Central Firebirds* |
| 3 | North Metros |
| 4 | Eastern Phantoms |
| 5 | West Coast Chargers |
| 6 | Coastal Bay Sharks |
| 7 | Southern Hills Warriors |
| 8 | Combined Suns |
| 9 | Southern Titans |
| 10 | Combined Stars |
| 11 | Hedland Reds |

DEVELOPMENT SHIELD

| | |
|---|-----------------------|
| 1 | Central Firebirds |
| 2 | Northern Metros White |
| 3 | Swan Hills Aces |
| 4 | North Metros Red |
| 5 | North Metros Black |
| 6 | West Coast Chargers |
| 7 | Coastal Bay Sharks |

*First place teams tie due to bad weather/game cancelled.

Swan Hill Aces finished second place in the Country at the Little League Nationals losing the Grand Final 7-3 to Cronulla, a NSW side.

MINOR LEAGUE MACHINE PITCH

| | |
|---|----------------------------|
| 1 | Carine Cats |
| 2 | Eastern Hills Hornets |
| 3 | Peel Mariners |
| 4 | AK Strikers |
| 5 | Willetton Wildcats |
| 6 | Swans Districts Blackducks |
| 7 | Kalamunda Rangers |
| 8 | Gosnells Hawks |
| 9 | Hedland Reds |

INTERMEDIATE LEAGUE INVITATIONAL

| | |
|---|-----------------|
| 1 | Western Suns |
| 2 | Western Meteors |
| 3 | Western Stars |
| 4 | Yarra Rangers |

LITTLE LEAGUE ALL-STARS LEAGUE

Pool Winners

| Bentley: Score by innings | Runs | Mirrabooka: Score by Innings | Runs |
|-------------------------------------|------|------------------------------|------|
| Swan Districts Junior 303 213 | 12 | Carine Cats 161 006 | 14 |
| Willetton 000 100 | 1 | Wembley Magpies.... 000 010 | 1 |

Coastal Bay: Peel won all 3 games against Rockingham.

| Grand Final Score by Innings | Runs |
|---------------------------------------|------|
| Swan Districts Juniors..... 100 200 0 | 3 |
| Carine Cats..... 001 101 1 | 4 |

FINAL STANDINGS

Gold: Carine Cats
Silver: Swan Districts Juniors
Bronze: Willetton Wildcats

**JUNIOR LEAGUE STATE CHAMPIONSHIPS
TROPHY WINNERS**

MOST VALUABLE PLAYER

Michael Cooper

BATTING AVERAGE .778

Joshua Richards Southern Titans

ALL STAR TEAM

| | |
|---------------------|--------------------|
| Joshua Richards | Southern Titans |
| Caydyn Hancock | Central Firebirds |
| Lachlan Waite | Eastern Phantoms |
| Michael Cooper | Northern Metros |
| Chase Diggins | Coastal Bay Sharks |
| Cayden Nicoletto | Coastal Bay Sharks |
| Isaiah Harris-Lewis | Swan Hills Aces |
| Matthew Martin | Swan Hills Aces |
| Matthew Teraci | Swan Hills Aces |

JUNIOR LEAGUE FINAL STANDINGS

| | |
|---|----------------------|
| 1 | Central Firebirds |
| 2 | Swan Hills Aces |
| 3 | Northern Metros |
| 4 | Coastal Bay Sharks |
| 5 | West Coast Chargers |
| 6 | Eastern Phantoms |
| 7 | Southern Titans |
| 8 | WA Country Cavaliers |

Perth Metro Central take out the Inaugural Australian JLC



The Perth Metro Central team, made history as the first junior team to win the inaugural Australian Junior League Championships. They secured a 8-4 win against Perth Metro North. The win earned them the right to represent Australia at the 2015 Asia-Pacific Junior Championships in Saipan in June 2015 where they finished in third place at the tournament.

JUNIOR LEAGUE ALL-STAR CHAMPIONSHIP

Grand Final – Pool A

| Score by innings | | Runs |
|-------------------------|--------|------|
| Willetton Wildcats..... | 162 02 | 11 |
| Wanneroo Giants..... | 120 02 | 5 |

Grand Final – Pool B

| Score by Innings | | Runs |
|----------------------------|--------|------|
| Rockingham Rams..... | 020 00 | 2 |
| Victoria Park/Belmont..... | 240 3X | 9 |

Grand Final – Pool C

| | | |
|---------------------------|-------|---|
| Wembley Magpies..... | 601 2 | 9 |
| Braves Baseball Club..... | 000 0 | 0 |

JUNIOR LEAGUE LIGHTNING CHAMPIONSHIP

| Pos | Team | P | W | L |
|-----|--------------------|---|---|---|
| 1 | Willetton Wildcats | 9 | 7 | 2 |
| 2 | Carine Cats | 9 | 4 | 5 |
| 3 | North Coast | 9 | 4 | 5 |
| 4 | Wanneroo Giants | 9 | 4 | 5 |
| 5 | Kelmscott Bulldogs | 7 | 3 | 4 |
| 6 | Morley Eagles | 3 | 1 | 2 |



LITTLE LEAGUE TOUR TO SOUTH AFRICA AND HONG KONG

LLWA 2015 tour of South Africa & Hong Kong - BUSHRANGERS

Coach: Andy Cosgrove

| | | | |
|----|-------------|--------------|--------------|
| 42 | Dwyer | Logan | Newman |
| 5 | Quinn | Alex | Tom Price |
| 16 | Ashburton | Hannah | Port Hedland |
| 14 | Lines | Jordan | North Coast |
| 13 | Teo Lucas | Braves | |
| 15 | Italiano | Ambrose | Port Hedland |
| 4 | Italiano | Fraser | Port Hedland |
| 44 | Stewart | Tyrell | Port Hedland |
| 12 | Hair Joshua | Port Hedland | |
| 1 | Coles | Reece | Rockingham |
| 6 | Chong | Jamayden | Pilbara |

TEAM MANAGER: Bree Coles

ASST COACHES: Leigh Italiano

LITTLE LEAGUE TOUR TO DUBAI AND BAHRAIN

LLWA 2015 tour of Dubai & Bahrain - STINGGRAYS

Coach: Craig Lewington

| | | |
|----|-----------|----------|
| 14 | Warren | Cameron |
| 10 | Warren | Mitchell |
| 2 | Richards | Khale |
| 8 | Denney | Mackayla |
| 4 | Knox | Ryleigh |
| 21 | Hagan | Austin |
| 3 | Body | Logan |
| 11 | Retchford | Nathalia |
| 9 | Denney | Kade |
| 32 | Bowins | Corey |
| 1 | Denney | Josh |
| 66 | Keating | Ethan |

TEAM MANAGER: Vicki Richards

ASST COACHES: Brad Christensen



Overseas' Tours SINGAPORE CLASSIC

Little League Swans Allstars and Junior League SouthernTitanswonadmissiontothe2015Singapore Hit Factor Classic and not only attended but represented themselves, their clubs and charters and Baseball WA with style.

The flight was just the start of a great trip and the players began to relax and have some fun. The accommodations was superior and centrally located near Clarke Quay, which treated the players to a relaxed touch of class that suited the manner in which they conducted themselves (even with an 11 pm run to McDonalds and fast food upon arrival).

As expected it was a warm and humid conditions in downtown Singapore and the baseball was set to begin. Unsure what to expect the players entered the bus and started the journey to the Singapore American school which gave a brand new picture of what a school could look like. The facilities were awesome and envious to behold. Hospitality from Owen Reid and The Hit Factory was second to none (and the hot dogs were awesome too).

Quality baseball was played by both teams, proudly supported by passionate and vocal parents who joined us

for a wonderful experience. The players on both Teams were well lead by quality coaches and support staff.

The Southern Titans played solid baseball for the entire competition and they can hold their heads high eventually being defeated by the Singapore and Singapore/Japanese teams. Watching these young men and women play, I was proud to watch them and say that they were from Perth, as they played honest and brave baseball.

The Little League Swans Allstar team also faced tough competition. Team brilliance is the only way to describe their final games as they all stood up too the challenge presented. Seeing the players grow as young men that started to believe in themselves and their team mates was humbling to watch. A well deserved and hard fought undefeated record was reward for very courageous baseball. As Confucius says "A team who goes through without losing a game, becomes a Champion team" and they also became a team of CHAMPIONS".

On behalf of Baseball WA my hat and gratitude goes off to the young men and women in both Swans Little League Allstars and Junior League Southern Titans who represented us all beyond reproach. To the coaching staff, EO's and supporting parents you were all just wonderful and a pleasure to watch you all be role models to the players. It was a pleasure to be there to witness the calibre of people you are. Not one drama was had and an experience that will help our young adults be better players and people, and I thank you.


Also, thanks you to Owen and the Hit Factory, Travel and Sports Australia for the logistics and none of this was possible without Geoff Hooker of Fielders Choice Mr Lachlan Dale of Baseball WA.

Andrew Murray
BWA Representative





Overseas' Tours CAL RIPKEN



I have been asked to write about my recent trip to the USA representing Australia coaching an 11-12 year old baseball team in the Cal Ripken World Series. It was one of the best experiences that I have had in my life as far as being involved in a sporting team and everything involved in getting there and the actual tournament.

The story starts in January when the team was formed and we went through regional, state and national tournaments to earn the right to represent Australia at the Cal Ripken World Series in Aberdeen Maryland. We finished first in every tournament except the national tournament where we finished 2nd. The team that won the tournament is representing Australia at the Little League World Series in America. And you may have seen them play on ESPN recently.

We left Australia on the 20th of July and flew to Sydney then onto Los Angeles which is a great flight with 12 kids aged 11-12! Then we flew onto Atlanta and finally into Baltimore Maryland. We were met at the airport

by the host family and they joined us on the bus to head back to the hotel but we stopped first for dinner at Dennys.

After the long flight the kids slept well but very excited about the opportunity they had earned to represent their country and to compete against the best 11-12 year olds in the world. The first day there we went to have a look at the field and have a practice against the Canadian National Team where the facility is truly amazing. It has 7 baseball fields, 12 batting cages and a dedicated practice area in the middle of the complex that is astro turf. The 3 fields we played on for the tournament all had astro turf infields. It was so cool to watch the kids make adjustments on fielding balls on astro turf compared to grass like we do here in Australia. That night we went to watch the Aberdeen Iron Birds which are a minor league baseball team. The kids had a blast and also walked around the field before the game being acknowledged by the crowd.



The kids were over the moon with the quality of equipment they received. We then had a bus ride to the field where we had a practice and handed the kids over to their host families. The host families look after the kids for the duration of the tournament and they live with these families and get some fantastic life experiences that they will remember for the rest of their lives.

We then move to the next day which includes a skills and drills competition where we finished 3rd in two categories and fifth in the other which is a fantastic effort considering there is 18 teams in the tournament. It was

The next day we went to the head office of Under Armour. This is where they do all their development and also where they sign all the athletes for their endorsements. We went there to get our uniforms and that is everything you would ever need as a baseball player.

followed by the opening ceremonies where each team was introduced on the field in front of a few thousand people.

We now move to the reason we are there and playing



Benji Hewett (3rd from the left), from Swan Hills Aces was selected in the Cal Ripken International All-stars team.

baseball. We open the tournament against Canada and get a win in the last inning. The kids are treated like stars signing autographs and doing interviews after every game as well as the opening press conference. It is a fabulous experience and the fields are all scaled down replicas of major league fields. And they are kept up to perfection.

Unfortunately the next couple of games we ran into some very good baseball teams. And things didn't go to well for Team Australia. We played Korea and they have some big athletic kids. We then played Mexico which was one of the best teams I have ever seen in this age group. They were all almost 6 foot tall and strong and athletic. We were then put into a consolation bracket where we played one of the American teams. It was a hard fought game and we lost by a run and were knocked out of the tournament. I was then able to organise a practice game against the New Zealand National Team. It was a hard game but we ended up winning and securing the Trans Tasman Cup staying in Australia.

We had an off day and we were able to visit Washington DC for a day tour. It was a great experience to see the White House, The War Memorial and also a visit to the Smithsonian Museum as well as other tourist attractions.

It was such an honour to be able to represent Australia in a sport I love and to have my son in the team made it even more special.

Aenie Noel
Head Coach
Swan Hills Aces Little League

2014 LL team starts a new trend

2014 saw the National Little League team - Perth Metro North start a new trend which was picked up by the 2015 team travelling to Cal Ripken.

What is more Australian than Aboriginal art and when applied to baseballs we are linking the two and recognising Australia's past.

Swan Hills Aces presented the Cal Ripken Tournament officials and all host families with an Aboriginal painted ball.





Overseas' Tours

PERTH HEAT COLTS

The 2015 State Winter Perth Heat Colts trip to the USA was arguably our most successful to date. While on tour our players received 13 US college scholarship offers.

Beginning on June 19th, the Heat crew touched base in Southern Oregon. We had a pretty rough start at the Varsity level going 1-3 on the weekend, while the JV teams also showed some jetlag in their opening tournament winning 2 of 6 games. As per previous years it has always taken a while to get going and to play well as a team, but all three teams came on strong. This was the first year in the history of the program that all three teams finished above a .500 winning percentage.

Headlined by a strong group of coaches, the JV Black and the Varsity team each managed to win a tournament in Salem, Oregon, and Portland, Oregon. While on tour 13 scholarships were offered to various players at the varsity level. We also had an outstanding group of non-Perth players join from the Middle East and other states across Australia.

The entire trip was focused around playing baseball, however the boys were fortunate to make a few tourist stops including: Whitewater Rafting on the Deschutes River, catching a San Francisco Giants game, making several stops in the scenic Cascade Mountain Range, and spending countless hours with new friends and host families

There is no doubt the players touring on this trip will be well ahead of the curve when they return. Once again I would like to take the time to thank my coaches and staff, as well as our gracious hosts at each pit stop we made.

Some interesting facts:

Miles driven: 4,779
Kilometers Driven: 7,691
Vehicles: 5 (Chevy Tahoe, GMC Yukon, 3 Chevy Econo Vans)
Trailers: 2
Flat tires: 2
Breakdowns: 0
Games played: 87
Teams: 3

States traveled through: 5 (California, Oregon, Idaho, Washington, Nevada)

Days: 31

Combined Days Off: 4-5 per team

Major Television outlet interviews: 2 (Medford, Oregon, Boise, Idaho)

Newspaper pictures: 4 (Astoria, Boise, Medford, Taft)

Tournaments played: 9

Tournament Championships: 2

Tournament 2nd place: 2

College fields played at: 2

Hospital visits: 0

Scout visits: 40+

Scholarship offers: 13+

Players remaining behind in USA to play college baseball: 1

Records for all three teams: (87 total games)

Varsity: 27-6

Junior Varsity Black: 16-13

Junior Varsity Red: 13-12

Overall (3 teams): 56-31

MLB GAMES ATTENDED

- Philadelphia Phillies @ San Francisco Giants (AT&T Park)

TOURS AND

NOTABLE SIGHTSEEING LOCATIONS

- Rogue Valley Zipline Adventure (Gold Hill, Oregon)
- Whitewater rafting (Deschutes River, Oregon)
- Mount Shasta National Recreation Area (California)
- Mount Hood National Recreation Area (Hood River, Oregon)
- Crater Lake National Park (Southern Oregon)
- Oregon State University (Corvallis, Oregon)
- Boise State University (Boise, Idaho)
- Hoover Dam (Colorado River/Lake Mead, Arizona)
- Las Vegas Strip (Las Vegas, Nevada)

Steve Fish

High Performance Manager

Player Development Manager

| <u>Date</u> | <u>Day</u> | <u>Time</u> | <u>City</u> | <u>Field</u> | <u>Opponent</u> |
|--|------------------|---------------|--------------------------|------------------------------|----------------------------------|
| 2015 Varsity Perth Heat Colts Game Schedule | | | | | |
| 19-Jun | Friday | W 5-3 | Grants Pass, OR | Agnew Memorial Field | Grants Pass Nuggets |
| 20-Jun | Saturday | L 3-4 | Grants Pass, OR | Agnew Memorial Field | Grants Pass Nuggets |
| | | L 2-5 | Grants Pass, OR | Agnew Memorial Field | Grants Pass Nuggets |
| 21-Jun | Sunday | L 8-9 | Grants Pass, OR | Agnew Memorial Field | Grants Pass Nuggets |
| 22-Jun | Monday | | | | |
| 23-Jun | Tuesday | W 9-2 | Medford, OR | US Cellular Field | Singapore |
| 24-Jun | Wednesday | W 8-0 | Roseburg, OR | Legion Field | Roseburg Legion |
| 25-Jun | Thursday | W 9-1 | Salem, OR | Schaefer Stadium | North Salem |
| 26-Jun | Friday | W 4-2 | Salem, OR | Schaefer Stadium | Liberty |
| 27-Jun | Saturday | W 3-1 | Salem, OR | Schaefer Stadium | Sandy |
| | | W 7-2 | Salem, OR | Schaefer Stadium | Salem Senators |
| 28-Jun | Sunday | W 10-1 | Salem, OR | Schaefer Stadium | Liberty |
| | | W 10-2 | Salem, OR | Schaefer Stadium | Sandy |
| 29-Jun | Monday | L 7-12 | Corvallis, OR | Oregon State University | Corvallis Knights |
| 30-Jun | Tuesday | W 13-2 | Portland, OR | Tigard High School | Tigard HS |
| 1-Jul | Wednesday | W 13-1 | Portland, OR | Clackamas High School | Clackamas HS |
| 2-Jul | Thursday | W 13-2 | Portland, OR | Lakeridge HS Varsity | Lincoln |
| 3-Jul | Friday | L 6-10 | Portland, OR | Lakeridge HS JV | Westview |
| 4-Jul | Saturday | W 10-5 | Portland, OR | Lakeridge HS Varsity | Walla Walla |
| 5-Jul | Sunday | W 3-2 | Portland, OR | Lakeridge HS | Southridge |
| 6-Jul | Monday | | Maupin, OR | Whitewater Rafting | |
| 7-Jul | Tuesday | W 4-1 | Pendleton, OR | Blue Mountain College | Pendleton Buckaroos |
| 8-Jul | Wednesday | W 8-6 | Boise, Idaho | Jack Acree Field | Washington Wave |
| 9-Jul | Thursday | W 6-1 | Boise, Idaho | Jack Acree Field | Boise Seminoles |
| | | W 8-0 | Boise, Idaho | Jack Acree Field | Singapore Hit Factory |
| 10-Jul | Friday | W 6-2 | Boise, Idaho | Mountain View HS | Washington Rush |
| 11-Jul | Saturday | W 8-7 | Boise, Idaho | Timberline HS | Boise Gems |
| | | W 5-3 | Boise, Idaho | Fort Boise Park | Idaho Cubs |
| 12-Jul | Sunday | W 7-0 | Boise, Idaho | Fort Boise Park | Billings Scarletts |
| | | L 3-7 | Boise, Idaho | Fort Boise Park | Salt Lake Gulls |
| 13-Jul | Monday | | | | |
| 14-Jul | Tuesday | W 8-5 | Reno, Nevada | Wooster HS | Sierra Sun Devils |
| 15-Jul | Wednesday | | | | |
| 16-Jul | Thursday | W 13-3 | Las Vegas, Nevada | Rancho HS | Rancho |
| 17-Jul | Friday | W 5-4 | Las Vegas, Nevada | Centennial HS | Centennial |
| 18-Jul | Saturday | W 9-3 | Las Vegas, Nevada | Rancho HS | Southern Nevada Bulls 19U |
| 19-Jul | Sunday | W 7-4 | Las Vegas, Nevada | Shadow Ridge HS | Shadow Ridge |

| <u>Date</u> | <u>Day</u> | <u>Time</u> | <u>City</u> | <u>Field</u> | <u>Opponent</u> |
|---|------------------|---------------|--------------------------|------------------------------|------------------------------------|
| 2015 JV Black Perth Heat Colts Game Schedule | | | | | |
| 19-Jun | Friday | L 5-19 | Medford, OR | Charter Field | St Mary's |
| 20-Jun | Saturday | W 12-0 | Medford, OR | Harry and David Field | Singapore Hit Factory |
| 21-Jun | Sunday | W 7-0 | Medford, OR | Charter Field | Perth Heat Red |
| | | L 1-11 | Medford, OR | Charter Field | Singapore Hit Factory |
| 22-Jun | Monday | | Medford, OR | | |
| 23-Jun | Tuesday | L 1-10 | Astoria, OR | Astoria HS | Astoria |
| 24-Jun | Wednesday | | Portland, OR | | |
| 25-Jun | Thursday | W 6-3 | Hillsboro, OR | Century HS | Century |
| 26-Jun | Friday | W 6-4 | Wilsonville, OR | Wilsonville HS Varsity | Southridge |
| 27-Jun | Saturday | L 6-11 | Portland, OR | Wilsonville HS Varsity | Wilsonville |
| 28-Jun | Sunday | W 5-0 | Portland, OR | Wilsonville HS Varsity | Gaston |
| | | W 12-1 | Portland, OR | Wilsonville HS Varsity | Beaverton |
| 29-Jun | Monday | L 6-12 | Portland, OR | Jesuit High School | Jesuit HS (Varsity) |
| 30-Jun | Tuesday | W 13-8 | Portland, OR | Tigard High School | Tigard Tigers |
| 1-Jul | Wednesday | W 10-1 | Portland, OR | Clackamas High School | Clackamas Cavaliers |
| 2-Jul | Thursday | W 11-2 | West Linn, OR | West Linn HS | Singapore Hit Factory |
| 3-Jul | Friday | W 5-2 | West Linn, OR | West Linn HS | West Linn Lions |
| | | W 15-0 | West Linn, OR | West Linn HS | Awesome Ford Raptors |
| 4-Jul | Saturday | L 3-6 | West Linn, OR | West Linn HS | Forest Grove |
| 5-Jul | Sunday | W 11-9 | West Linn, OR | West Linn HS | Phiten Baseball Club |
| | | W 4-3 | West Linn, OR | West Linn HS | Oak Harbour Washington |
| 6-Jul | Monday | | | | |
| 7-Jul | Tuesday | W 12-3 | Pendleton, OR | Bob White Field | Pendleton Buckaroos |
| 8-Jul | Wednesday | L 1-2 | Boise, Idaho | Jack Acree Field | Idaho Cubs |
| 9-Jul | Thursday | L 4-16 | Boise, Idaho | Rocky Mountain HS | Billings Scarlets |
| | | L 1-5 | Boise, Idaho | Rocky Mountain HS | Boise Seminoles |
| 10-Jul | Friday | L 0-10 | Boise, Idaho | Jack Acree Field | Salt Lake Gulls Red |
| 11-Jul | Saturday | L 2-5 | Boise, Idaho | Jack Acree Field | Premiere West Colorado |
| 12-Jul | Sunday | OFF | Boise, Idaho | Bishop Kelly HS | Boise Classic Tourney Final |
| 13-Jul | Monday | | | | |
| 14-Jul | Tuesday | L 6-16 | Reno, Nevada | North Valley HS | Reno Muckdogs |
| 15-Jul | Wednesday | | | | |
| 16-Jul | Thursday | L 2-5 | Las Vegas, Nevada | Rancho HS | Rancho |
| 17-Jul | Friday | W 17-7 | Las Vegas, Nevada | Centennial HS | Centennial |
| 18-Jul | Saturday | | Las Vegas, Nevada | | |
| 19-Jul | Sunday | W 13-2 | Las Vegas, Nevada | Durango HS | Durango Post 78 |

| <u>Date</u> | <u>Day</u> | <u>Time</u> | <u>City</u> | <u>Field</u> | <u>Opponent</u> |
|---|------------------|---------------|--------------------------|-------------------------------|-------------------------|
| 2015 JV Red Perth Heat Colts Game Schedule | | | | | |
| 19-Jun | Friday | W 6-5 | Medford, OR | US Cellular Field 6 | Pride 90 Best Speed |
| 20-Jun | Saturday | L 0-12 | Medford, OR | Charter Field | Sacramento |
| 21-Jun | Sunday | L 0-7 | Medford, OR | Charter Field | Perth Heat Black |
| 22-Jun | Monday | | Medford, OR | | |
| 23-Jun | Tuesday | W 7-6 | Medford, OR | US Cellular Field | Singapore |
| | | L 6-7 | Medford, OR | US Cellular Field | Medford |
| 24-Jun | Wednesday | | Medford, OR | | |
| 25-Jun | Thursday | L 0-9 | Portland, OR | Tualatin Hills Rec #2 | Mound Time |
| 26-Jun | Friday | L 3-5 | Portland, OR | Centennial HS JV Field | West Linn |
| 27-Jun | Saturday | W 6-0 | Portland, OR | Centennial HS | LaSalle |
| | | W 11-5 | Portland, OR | Centennial HS | Wood Chickens |
| 28-Jun | Sunday | L 5-16 | Portland, OR | Centennial HS | West Linn |
| 29-Jun | Monday | L 12-13 | Portland, OR | Jesuit High School | Jesuit HS |
| 30-Jun | Tuesday | L 3-12 | Portland, OR | Tualatin HS | Tualatin |
| 1-Jul | Wednesday | | | | |
| 2-Jul | Thursday | L 5-9 | West Linn, OR | West Linn HS | Estacada |
| 3-Jul | Friday | W 16-3 | West Linn, OR | Oppenlander Field | Lakeridge Pacers |
| | | L 1-8 | West Linn, OR | West Linn HS | Phiten Baseball Club |
| 4-Jul | Saturday | W 7-4 | West Linn, OR | West Linn HS | Jake's Crawfish |
| 5-Jul | Sunday | Off | West Linn, OR | West Linn HS | Big Bang Tourney |
| 6-Jul | Monday | Cancelled | Roseburg, OR | Legion Field | Roseburg Legion |
| 7-Jul | Tuesday | | Santa Rosa, CA | | |
| 8-Jul | Wednesday | L 0-11 | Santa Rosa, CA | Santa Rosa High School | The Program |
| 9-Jul | Thursday | W 3-0 | Santa Rosa, CA | Doyle Park | Redwoods |
| 10-Jul | Friday | W 6-0 | Santa Rosa, CA | Santa Rosa High School | APS |
| | | W 11-7 | | Santa Rosa High School | Redwoods |
| 11-Jul | Saturday | | Santa Rosa, CA | Sonoma State College Showcase | |
| 12-Jul | Sunday | | Santa Rosa, CA | | |
| 13-Jul | Monday | W 4-2 | Santa Rosa, CA | Santa Rosa High School | The Program |
| 14-Jul | Tuesday | L 3-5 | Reno Nevada | North Valley HS | All Out Baseball |
| 15-Jul | Wednesday | | | | |
| 16-Jul | Thursday | W 11-8 | Las Vegas, Nevada | Rancho HS | Rancho |
| 17-Jul | Friday | W 17-5 | Las Vegas, Nevada | Durango HS | Durango Post 78 |
| 18-Jul | Saturday | | Las Vegas, Nevada | | |
| 19-Jul | Sunday | W 12-4 | Las Vegas, Nevada | Shadow Ridge HS | Shadow Ridge |

Australian Baseball League

ALCOHOL.THINK AGAIN

PERTH HEAT

RESULTS, STANDINGS AND REPORTS





Perth Heat

HEAT SEASON STATISTICS

2014-15 ABL Season Statistics

| Australian Baseball League: Batting Leaders (click column headers to sort) | | | | | | | | | | | | | | | | | | | |
|--|------|-----|----|-----|----|----|----|----|----|-----|-----|----|----|----|----|------|------|------|-------|
| NAME | TEAM | POS | G | AB | R | H | 2B | 3B | HR | RBI | TB | BB | SO | SB | CS | OBP | SLG | AVG | OPS |
| Aaron Miller | ADE | RF | 36 | 144 | 37 | 56 | 9 | 0 | 12 | 33 | 101 | 11 | 36 | 11 | 2 | .444 | .701 | .389 | 1.145 |
| Christian Lopes | CAN | 2B | 31 | 124 | 24 | 46 | 8 | 0 | 6 | 24 | 72 | 13 | 10 | 2 | 0 | .421 | .581 | .371 | 1.002 |
| Jack Murphy | CAN | C | 40 | 153 | 24 | 54 | 11 | 0 | 6 | 37 | 83 | 17 | 22 | 0 | 0 | .413 | .542 | .353 | .955 |
| Luke Hughes | PER | 2B | 33 | 125 | 36 | 44 | 10 | 2 | 6 | 29 | 76 | 17 | 29 | 6 | 0 | .431 | .608 | .352 | 1.039 |
| Maxx Tissenbaum | BRI | C | 42 | 153 | 29 | 52 | 7 | 0 | 9 | 29 | 86 | 16 | 14 | 2 | 2 | .410 | .562 | .340 | .972 |
| Thomas Coyle | BRI | 2B | 45 | 180 | 30 | 60 | 14 | 2 | 8 | 28 | 102 | 22 | 35 | 11 | 5 | .408 | .567 | .333 | .974 |
| Joshua Dean | SYD | 1B | 43 | 164 | 17 | 54 | 10 | 0 | 5 | 28 | 79 | 20 | 32 | 1 | 2 | .412 | .482 | .329 | .893 |
| Marcus Lemon | CAN | 2B | 34 | 124 | 25 | 39 | 8 | 1 | 5 | 21 | 64 | 12 | 18 | 4 | 1 | .380 | .516 | .315 | .896 |
| Jordan McDonald | PER | IF | 47 | 153 | 25 | 47 | 9 | 0 | 3 | 30 | 65 | 20 | 22 | 2 | 2 | .386 | .425 | .307 | .811 |
| Stefan Welch | ADE | 3B | 39 | 150 | 21 | 46 | 8 | 0 | 7 | 31 | 75 | 16 | 26 | 1 | 3 | .393 | .500 | .307 | .893 |
| Andrew Campbell | BRI | LF | 42 | 145 | 12 | 44 | 3 | 0 | 1 | 16 | 50 | 10 | 33 | 4 | 2 | .340 | .345 | .303 | .684 |
| Robbie Perkins | CAN | C | 37 | 139 | 20 | 42 | 6 | 1 | 3 | 16 | 59 | 16 | 21 | 1 | 0 | .374 | .424 | .302 | .799 |
| Joey Wong | PER | SS | 47 | 183 | 38 | 55 | 4 | 4 | 2 | 21 | 73 | 32 | 25 | 9 | 2 | .399 | .399 | .301 | .798 |
| Tom Brice | ADE | OF | 38 | 120 | 18 | 36 | 6 | 0 | 2 | 18 | 48 | 18 | 24 | 5 | 3 | .403 | .400 | .300 | .803 |
| Tim Smith | PER | OF | 47 | 170 | 27 | 51 | 5 | 2 | 4 | 27 | 72 | 21 | 19 | 9 | 2 | .378 | .424 | .300 | .801 |
| David Kandilas | SYD | OF | 44 | 182 | 19 | 54 | 9 | 1 | 4 | 31 | 77 | 9 | 35 | 8 | 2 | .323 | .423 | .297 | .746 |
| Josh Davies | MEL | 3B | 37 | 133 | 14 | 39 | 4 | 0 | 4 | 17 | 55 | 12 | 27 | 2 | 4 | .356 | .414 | .293 | .770 |
| Graden Goetzman | BRI | LF | 45 | 174 | 34 | 51 | 10 | 2 | 9 | 26 | 92 | 14 | 36 | 16 | 7 | .358 | .529 | .293 | .886 |
| Johnny Field | BRI | OF | 45 | 175 | 34 | 51 | 10 | 0 | 6 | 19 | 79 | 21 | 36 | 14 | 3 | .390 | .451 | .291 | .842 |
| Brandon Dixon | ADE | 2B | 47 | 204 | 38 | 59 | 17 | 2 | 9 | 30 | 107 | 5 | 54 | 21 | 2 | .324 | .525 | .289 | .849 |
| Jason Sloan | CAN | 3B | 32 | 101 | 12 | 29 | 6 | 0 | 3 | 18 | 44 | 14 | 18 | 0 | 1 | .421 | .436 | .287 | .856 |
| Kellin Deglan | MEL | C | 42 | 157 | 25 | 45 | 6 | 0 | 16 | 36 | 99 | 11 | 31 | 1 | 1 | .347 | .631 | .287 | .977 |
| Matt Kennelly | PER | C | 48 | 171 | 28 | 49 | 8 | 0 | 3 | 26 | 66 | 22 | 19 | 1 | 0 | .362 | .386 | .287 | .748 |
| Trent Oeltjen | SYD | OF | 41 | 162 | 27 | 46 | 16 | 2 | 6 | 33 | 84 | 13 | 44 | 3 | 0 | .346 | .519 | .284 | .865 |
| Logan Wade | BRI | LF | 45 | 170 | 19 | 48 | 11 | 0 | 6 | 27 | 77 | 4 | 33 | 5 | 1 | .303 | .453 | .282 | .756 |
| C.J. Beatty | BRI | OF | 36 | 121 | 11 | 34 | 4 | 2 | 5 | 14 | 57 | 14 | 31 | 2 | 1 | .345 | .471 | .281 | .816 |
| Kieran Bradford | CAN | C | 41 | 146 | 19 | 40 | 6 | 0 | 3 | 22 | 55 | 19 | 34 | 0 | 0 | .361 | .377 | .274 | .738 |
| Craig Maddox | ADE | C | 41 | 122 | 13 | 33 | 9 | 0 | 5 | 17 | 57 | 14 | 28 | 1 | 0 | .348 | .467 | .270 | .815 |
| Alex Glenn | SYD | OF | 44 | 164 | 18 | 44 | 10 | 1 | 6 | 32 | 74 | 17 | 34 | 2 | 1 | .333 | .451 | .268 | .785 |
| L.B. Dantzler | CAN | 1B | 31 | 120 | 21 | 32 | 7 | 0 | 4 | 20 | 51 | 8 | 18 | 1 | 0 | .316 | .425 | .267 | .741 |
| Alex Howe | SYD | OF | 36 | 115 | 20 | 30 | 3 | 1 | 0 | 8 | 35 | 16 | 15 | 0 | 0 | .361 | .304 | .261 | .665 |

| Australian League: Team Stats (Batting) (click column headers to sort) | | | | | | | | | | | | | | | | | | |
|--|----|------|-----|-----|----|----|----|-----|-----|-----|-----|----|----|------|------|------|------|--|
| Team | G | AB | R | H | 2B | 3B | HR | RBI | TB | BB | SO | SB | CS | OBP | SLG | AVG | OPS | |
| Brisbane | 46 | 1590 | 219 | 442 | 86 | 7 | 52 | 204 | 698 | 135 | 335 | 58 | 24 | .340 | .439 | .278 | .779 | |
| Perth | 48 | 1613 | 279 | 446 | 75 | 12 | 37 | 252 | 656 | 210 | 292 | 49 | 13 | .361 | .407 | .277 | .768 | |
| Adelaide | 48 | 1611 | 271 | 442 | 80 | 4 | 62 | 245 | 716 | 157 | 353 | 80 | 31 | .350 | .444 | .274 | .794 | |
| Canberra | 46 | 1590 | 241 | 429 | 83 | 5 | 39 | 224 | 639 | 168 | 329 | 22 | 5 | .347 | .402 | .270 | .749 | |
| Sydney | 46 | 1545 | 227 | 396 | 83 | 7 | 38 | 213 | 607 | 188 | 354 | 26 | 14 | .342 | .393 | .256 | .735 | |
| Melbourne | 46 | 1555 | 183 | 369 | 67 | 2 | 47 | 172 | 581 | 131 | 358 | 50 | 22 | .302 | .374 | .237 | .676 | |

| Australian Baseball League: Pitching Leaders (click column headers to sort) | | | | | | | | | | | | | | | | | | | | |
|---|------|---|---|------|----|----|----|-----|----|------|----|----|----|----|----|----|----|------|-----|----|
| NAME | TEAM | W | L | ERA | G | GS | CG | SHO | SV | IP | H | R | ER | HR | HB | BB | SO | WHIP | HLD | GF |
| Mike McClendon | PER | 5 | 1 | 1.66 | 9 | 6 | 1 | 1 | 0 | 48.2 | 51 | 12 | 9 | 2 | 2 | 3 | 40 | 1.11 | 0 | 0 |
| Morgan Coombs | ADE | 7 | 1 | 1.95 | 16 | 11 | 0 | 0 | 1 | 69.1 | 53 | 21 | 15 | 6 | 1 | 28 | 65 | 1.17 | 1 | 3 |
| Cody Buckel | MEL | 2 | 2 | 2.93 | 12 | 5 | 1 | 0 | 2 | 46.0 | 29 | 18 | 15 | 6 | 1 | 19 | 41 | 1.04 | 0 | 5 |
| Luke Wilkins | SYD | 5 | 3 | 3.31 | 11 | 11 | 0 | 0 | 0 | 68.0 | 59 | 28 | 25 | 7 | 7 | 21 | 32 | 1.18 | 0 | 0 |
| Makoto Aiuchi | MEL | 2 | 1 | 3.52 | 9 | 9 | 0 | 0 | 0 | 53.2 | 58 | 22 | 21 | 9 | 1 | 20 | 45 | 1.45 | 0 | 0 |
| Tim Atherton | CAN | 6 | 2 | 3.56 | 12 | 12 | 0 | 0 | 0 | 60.2 | 57 | 24 | 24 | 6 | 1 | 21 | 61 | 1.29 | 0 | 0 |
| Craig Anderson | SYD | 5 | 6 | 3.59 | 12 | 12 | 3 | 2 | 0 | 77.2 | 82 | 35 | 31 | 7 | 1 | 14 | 60 | 1.24 | 0 | 0 |
| Matthew Williams | ADE | 3 | 2 | 3.72 | 19 | 11 | 0 | 0 | 2 | 67.2 | 69 | 31 | 28 | 7 | 1 | 26 | 64 | 1.40 | 2 | 3 |
| Justin Erasmus | BRI | 0 | 1 | 3.82 | 22 | 0 | 0 | 0 | 0 | 37.2 | 44 | 19 | 16 | 8 | 1 | 11 | 32 | 1.46 | 3 | 6 |
| Craig Stem | ADE | 3 | 1 | 3.86 | 11 | 11 | 0 | 0 | 0 | 56.0 | 47 | 26 | 24 | 5 | 0 | 16 | 56 | 1.13 | 0 | 0 |
| Chen-Hua Lin | BRI | 2 | 5 | 4.20 | 14 | 11 | 1 | 1 | 0 | 70.2 | 62 | 33 | 33 | 10 | 0 | 7 | 56 | 0.98 | 0 | 1 |
| Ryan Searle | BRI | 3 | 4 | 4.28 | 12 | 10 | 1 | 0 | 1 | 61.0 | 55 | 31 | 29 | 11 | 0 | 26 | 69 | 1.33 | 0 | 1 |
| Brian Grening | CAN | 4 | 4 | 4.38 | 12 | 12 | 0 | 0 | 0 | 72.0 | 79 | 36 | 35 | 5 | 2 | 19 | 52 | 1.36 | 0 | 0 |
| Wilson Lee | ADE | 3 | 3 | 4.39 | 11 | 11 | 0 | 0 | 0 | 53.1 | 53 | 30 | 26 | 7 | 3 | 26 | 37 | 1.48 | 0 | 0 |
| Gaby Hernandez | CAN | 1 | 4 | 4.47 | 12 | 9 | 0 | 0 | 0 | 56.1 | 64 | 33 | 28 | 9 | 4 | 10 | 55 | 1.31 | 1 | 1 |
| Tristan Crawford | CAN | 3 | 4 | 4.65 | 11 | 11 | 0 | 0 | 0 | 62.0 | 64 | 35 | 32 | 8 | 0 | 17 | 47 | 1.31 | 0 | 0 |
| Markus Solbach | SYD | 6 | 3 | 4.81 | 13 | 12 | 0 | 0 | 1 | 73.0 | 68 | 44 | 39 | 9 | 4 | 24 | 51 | 1.26 | 0 | 1 |
| Masaki Takashio | BRI | 3 | 3 | 5.15 | 9 | 9 | 0 | 0 | 0 | 43.2 | 46 | 25 | 25 | 7 | 4 | 11 | 38 | 1.31 | 0 | 0 |
| Nick Blount | MEL | 1 | 4 | 5.31 | 13 | 8 | 0 | 0 | 1 | 40.2 | 34 | 31 | 24 | 3 | 3 | 27 | 36 | 1.50 | 2 | 1 |
| Jaspreet Shergill | SYD | 2 | 3 | 5.44 | 11 | 11 | 0 | 0 | 0 | 48.0 | 52 | 33 | 29 | 9 | 4 | 22 | 21 | 1.54 | 0 | 0 |
| Shawn Sanford | PER | 0 | 4 | 5.56 | 12 | 7 | 0 | 0 | 0 | 45.1 | 58 | 30 | 28 | 4 | 4 | 21 | 33 | 1.74 | 1 | 1 |
| Daniel Schmidt | PER | 2 | 3 | 5.82 | 11 | 11 | 0 | 0 | 0 | 60.1 | 81 | 40 | 39 | 8 | 3 | 13 | 31 | 1.56 | 0 | 0 |
| Tim Brown | MEL | 1 | 7 | 6.80 | 16 | 4 | 0 | 0 | 1 | 45.0 | 61 | 35 | 34 | 9 | 3 | 6 | 33 | 1.49 | 1 | 4 |
| Brian Baker | PER | 2 | 1 | 7.46 | 11 | 8 | 0 | 0 | 0 | 44.2 | 66 | 39 | 37 | 3 | 5 | 7 | 27 | 1.63 | 0 | 0 |

(minimum 0.8 IP/league game)

| Australian League: Team Stats (Pitching) (click column headers to sort) | | | | | | | | | | | | | | | | | | | |
|---|----|----|------|----|----|-----|----|-------|-----|-----|-----|----|----|-----|-----|------|-----|----|--|
| Team | W | L | ERA | G | CG | SHO | SV | IP | H | R | ER | HR | HB | BB | SO | WHIP | HLD | GF | |
| Adelaide | 32 | 16 | 3.83 | 48 | 0 | 3 | 15 | 420.2 | 394 | 207 | 179 | 40 | 18 | 187 | 388 | 1.38 | 20 | 48 | |
| Perth | 28 | 20 | 4.19 | 48 | 1 | 5 | 12 | 415.0 | 443 | 218 | 193 | 26 | 26 | 159 | 324 | 1.45 | 6 | 47 | |
| Canberra | 22 | 23 | 4.56 | 46 | 0 | 3 | 10 | 407.0 | 440 | 234 | 206 | 48 | 14 | 127 | 359 | 1.39 | 12 | 46 | |
| Brisbane | 20 | 25 | 4.96 | 46 | 2 | 1 | 7 | 405.0 | 414 | 255 | 223 | 63 | 22 | 158 | 335 | 1.41 | 12 | 44 | |
| Melbourne | 15 | 31 | 5.07 | 46 | 2 | 2 | 8 | 403.1 | 419 | 255 | 227 | 53 | 34 | 211 | 318 | 1.56 | 6 | 44 | |
| Sydney | 22 | 24 | 4.98 | 46 | 3 | 3 | 9 | 397.1 | 414 | 251 | 220 | 45 | 28 | 147 | 297 | 1.41 | 6 | 43 | |

| Australian League: Team Stats (Batting) (click column headers to sort) | | | | | | | | | | | | | | | | | |
|--|----|------|-----|-----|----|----|----|-----|-----|-----|-----|----|----|------|------|------|------|
| Team | G | AB | R | H | 2B | 3B | HR | RBI | TB | BB | SO | SB | CS | OBP | SLG | AVG | OPS |
| Brisbane | 46 | 1590 | 219 | 442 | 86 | 7 | 52 | 204 | 698 | 135 | 335 | 58 | 24 | .340 | .439 | .278 | .779 |
| Perth | 48 | 1613 | 279 | 446 | 75 | 12 | 37 | 252 | 656 | 210 | 292 | 49 | 13 | .361 | .407 | .277 | .768 |
| Adelaide | 48 | 1611 | 271 | 442 | 80 | 4 | 62 | 245 | 716 | 157 | 353 | 80 | 31 | .350 | .444 | .274 | .794 |
| Canberra | 46 | 1590 | 241 | 429 | 83 | 5 | 39 | 224 | 639 | 168 | 329 | 22 | 5 | .347 | .402 | .270 | .749 |
| Sydney | 46 | 1545 | 227 | 396 | 83 | 7 | 38 | 213 | 607 | 188 | 354 | 26 | 14 | .342 | .393 | .256 | .735 |
| Melbourne | 46 | 1555 | 183 | 369 | 67 | 2 | 47 | 172 | 581 | 131 | 358 | 50 | 22 | .302 | .374 | .237 | .676 |

| Managers & Coaches (click column headers to sort) | | | | | | | | |
|---|--------------|-----------------|-----|-----|--------|--------|------------|--------|
| # | Name | Pos | Bat | Thw | Ht | Wt | DOB | Status |
| | Mark Pettit | Assistant Coach | | | | | | Active |
| 27 | Graeme Lloyd | Pitching Coach | L | L | 201 cm | 102 kg | 09-04-1967 | Active |
| | Andrew Kyle | Assistant Coach | | | | | | Active |
| 16 | Luke Hughes | Hitting Coach | R | R | 180 cm | 93 kg | 02-08-1984 | Active |
| 20 | Steven Fish | Manager | R | R | 185 cm | 86 kg | 25-10-1974 | Active |
| 33 | Jim Bennett | Coach | L | L | 188 cm | 86 kg | 01-06-1966 | Active |

| Outfielders (click column headers to sort) | | | | | | | | | |
|--|---------------|-----|-----|-----|--------|--------|------------|---------|------------|
| # | Name | Pos | Bat | Thw | Ht | Wt | DOB | Status | MLB 40-man |
| 4 | Jesse Barron | OF | L | L | 180 cm | 82 kg | 04-09-1966 | Active | No |
| 10 | Brian Pointer | OF | L | L | 183 cm | 86 kg | 28-01-1992 | Active | No |
| 18 | Nick Rulli | OF | R | R | 183 cm | 85 kg | 30-03-1991 | Reserve | No |
| 29 | Ben Shorto | OF | R | R | 185 cm | 77 kg | 23-03-1995 | Active | No |
| 9 | Tim Smith | OF | L | L | 191 cm | 102 kg | 14-06-1986 | Active | No |
| 17 | Rene Tosoni | OF | L | R | 183 cm | 89 kg | 02-07-1986 | Active | No |

| Infielders (click column headers to sort) | | | | | | | | | |
|---|-----------------|-----|-----|-----|--------|-------|------------|---------|------------|
| # | Name | Pos | Bat | Thw | Ht | Wt | DOB | Status | MLB 40-man |
| 3 | Matt Dixon | 2B | R | R | 163 cm | 80 kg | 23-06-1994 | Reserve | No |
| 16 | Luke Hughes | 2B | R | R | 180 cm | 93 kg | 02-08-1984 | Active | No |
| 24 | Sam Kennelly | SS | R | R | 188 cm | 86 kg | 09-01-1996 | Active | No |
| 14 | Jordan McDonald | IF | R | R | 183 cm | 86 kg | 22-07-1992 | Active | No |
| 43 | Taishi Nakagawa | 1B | R | R | 185 cm | 92 kg | 08-06-1990 | Reserve | No |
| 1 | Joey Wong | SS | L | R | 178 cm | 84 kg | 12-04-1988 | Active | No |

| Pitchers (click column headers to sort) | | | | | | | | | |
|---|------------------|-----|-----|-----|--------|--------|------------|---------|------------|
| # | Name | Pos | Bat | Thw | Ht | Wt | DOB | Status | MLB 40-man |
| 50 | McKenzie Acker | P | L | L | 180 cm | 84 kg | 30-12-1990 | Active | No |
| 15 | Tom Bailey | P | R | R | 191 cm | 86 kg | 15-08-1992 | Reserve | No |
| 46 | Brian Baker | P | R | R | 196 cm | 86 kg | 10-01-1983 | Active | No |
| 13 | Liam Baron | P | L | L | 185 cm | 90 kg | 15-01-1988 | Reserve | No |
| 45 | Alex Burkard | P | L | L | 203 cm | 98 kg | 04-01-1989 | Reserve | No |
| 19 | Cameron Lamb | P | R | R | 191 cm | 96 kg | 29-05-1989 | Reserve | No |
| 12 | Jorge Marban | P | R | R | 185 cm | 98 kg | 05-12-1988 | Active | No |
| 31 | Mike McCarthy | P | R | R | 191 cm | 84 kg | 18-11-1987 | Active | No |
| 48 | Mike McClendon | P | R | R | 196 cm | 102 kg | 03-04-1985 | Active | No |
| 38 | Adam Millson | P | R | R | 191 cm | 87 kg | 07-03-1992 | Reserve | No |
| 35 | Scott Mitchinson | P | R | R | 191 cm | 84 kg | 28-12-1984 | Active | No |
| 8 | Chad Robinson | P | R | R | 196 cm | 95 kg | 13-11-1987 | Active | No |
| 22 | Shawn Sanford | P | R | R | 183 cm | 95 kg | 28-08-1988 | Reserve | No |
| 30 | Warwick Saupold | P | R | R | 185 cm | 89 kg | 16-01-1990 | Active | No |
| 26 | Daniel Schmidt | P | L | L | 191 cm | 91 kg | 27-04-1988 | Active | No |

| Catchers (click column headers to sort) | | | | | | | | | |
|---|---------------------|-----|-----|-----|--------|-------|------------|---------|------------|
| # | Name | Pos | Bat | Thw | Ht | Wt | DOB | Status | MLB 40-man |
| 32 | Jake Bowey | C | L | R | 183 cm | 93 kg | 16-07-1996 | Active | No |
| 11 | Allan de San Miguel | C | R | R | 175 cm | 93 kg | 01-02-1988 | Active | No |
| 7 | Matt Kennelly | C | R | R | 185 cm | 91 kg | 21-03-1989 | Active | No |
| 17 | Steel Russell | C | L | R | 183 cm | 89 kg | 05-09-1990 | Reserve | No |
| 6 | Jake Turnbull | C | L | R | 183 cm | 89 kg | 16-02-1998 | Active | No |

| Designated Hitter | | | | | | | | | |
|-------------------|--------------|-----|-----|-----|--------|-------|------------|--------|------------|
| # | Name | Pos | Bat | Thw | Ht | Wt | DOB | Status | MLB 40-man |
| 23 | Tim Kennelly | DH | R | R | 183 cm | 82 kg | 05-12-1986 | Active | No |

Grand Final Scoreboard – Game 1

6 February 2014

| Final | | | | | | | | | | GAMEDAY | | Box Recap | |
|---|---|---|---|---|---|---|---|---|---|---------|---|-----------|---|
| ABL Championship Series | | | | | | | | | | | | | |
| | 1 | 2 | 3 | 4 | 5 | 6 | 7 | 8 | 9 | | R | H | E |
|  Perth (0-1) | 1 | 0 | 0 | 1 | 0 | 0 | 0 | 0 | 0 | | 2 | 6 | 2 |
|  Adelaide (1-0) | 0 | 0 | 0 | 0 | 0 | 0 | 3 | 0 | X | | 3 | 7 | 1 |
| W: Coombs (1-0, 1.29) ; L: McClendon (0-1, 4.50) ; SV: Brunnemann (1) HR: PER: Smith, T (1) . ADE: Brice (1), Dening (1), Welch (1) . | | | | | | | | | | | | | |

PERTH TOP OF THE 1ST

Joey Wong grounds out, second baseman Brandon Dixon to first baseman Chris Adamson.
 Tim Kennelly flies out to right fielder Ben Lodge.
 Tim Smith homers (1) on a fly ball to center field.
 Luke Hughes strikes out swinging.

ADELAIDE BOTTOM OF THE 1ST

Brandon Dixon grounds out, shortstop Joey Wong to first baseman Matt Kennelly.
 Chan Moon reaches on a fielding error by shortstop Joey Wong.
 Stefan Welch lines into a double play, pitcher Mike McClendon to first baseman Matt Kennelly. Chan Moon out at 1st.

PERTH TOP OF THE 2ND

Rene Tosoni lines out to pitcher Morgan Coombs.
Allan de San Miguel singles on a ground ball to left fielder Corey Lyon.

Jordan McDonald strikes out swinging and Allan de San Miguel caught stealing 2nd, catcher Craig Maddox to shortstop Chan Moon.

ADELAIDE BOTTOM OF THE 2ND

Tom Brice grounds out to first baseman Matt Kennelly.
Mitch Denning pops out to shortstop Joey Wong.
Craig Maddox strikes out swinging.

PERTH TOP OF THE 3RD

Matt Kennelly grounds out, shortstop Chan Moon to first baseman Chris Adamson.

Brian Pointer strikes out swinging.
Joey Wong grounds out, third baseman Stefan Welch to first baseman Chris Adamson.

ADELAIDE BOTTOM OF THE 3RD

Ben Lodge doubles (1) on a fly ball to right fielder Tim Kennelly.
Chris Adamson grounds out, third baseman Jordan McDonald to first baseman Matt Kennelly.
Corey Lyon flies out to center fielder Rene Tosoni.
Brandon Dixon strikes out swinging.

PERTH TOP OF THE 4TH

Tim Kennelly pops out to second baseman Brandon Dixon.
Tim Smith walks.
Luke Hughes grounds out. Tim Smith out at 2nd. Luke Hughes advances to 2nd, on a throwing error by second baseman Brandon Dixon.
Rene Tosoni singles on a line drive to center fielder Mitch Denning. Luke Hughes scores. Rene Tosoni to 2nd on the throw.
Allan de San Miguel hit by pitch.
Jordan McDonald flies out to right fielder Ben Lodge.

ADELAIDE BOTTOM OF THE 4TH

Chan Moon strikes out swinging.
Stefan Welch grounds out, second baseman Luke Hughes to first baseman Matt Kennelly.
Tom Brice flies out to left fielder Brian Pointer.

PERTH TOP OF THE 5TH

Matt Kennelly walks.
Brian Pointer singles on a ground ball to left fielder Corey Lyon. Matt Kennelly to 2nd.
Joey Wong out on a sacrifice bunt, pitcher Morgan Coombs to second baseman Brandon Dixon. Matt Kennelly to 3rd. Brian Pointer to 2nd.

Tim Kennelly flies into a double play, left fielder Corey Lyon to catcher Craig Maddox to third baseman Stefan Welch. Matt Kennelly doubled off 3rd.

ADELAIDE BOTTOM OF THE 5TH

Mitch Denning strikes out swinging.
Craig Maddox strikes out swinging.
Ben Lodge grounds out, shortstop Joey Wong to first baseman Matt Kennelly.

PERTH TOP OF THE 6TH

Tim Smith pops out to second baseman Brandon Dixon.
Luke Hughes strikes out swinging.
Rene Tosoni grounds out, second baseman Brandon Dixon to first baseman Chris Adamson.

ADELAIDE BOTTOM OF THE 6TH

Chris Adamson singles on a fly ball to right fielder Tim Kennelly.
Corey Lyon grounds into a double play, shortstop Joey Wong to second baseman Luke Hughes to first baseman Matt Kennelly. Chris Adamson out at 2nd.
Brandon Dixon singles on a fly ball to right fielder Tim Kennelly.
With Chan Moon batting, Brandon Dixon steals (1) 2nd base.
Chan Moon strikes out swinging.

PERTH TOP OF THE 7TH

Allan de San Miguel doubles (1) on a fly ball to center fielder Mitch Denning.
Jordan McDonald singles on a fly ball to center fielder Mitch Denning. Allan de San Miguel to 3rd.
Matt Kennelly flies out to center fielder Mitch Denning.
Brian Pointer walks. Jordan McDonald to 2nd.
Joey Wong strikes out swinging.
Tim Kennelly pops out to second baseman Brandon Dixon.

ADELAIDE BOTTOM OF THE 7TH

Stefan Welch homers (1) on a fly ball to right field.
Tom Brice homers (1) on a fly ball to right field.
Mitch Denning homers (1) on a fly ball to right field.
Pitching Change: McKenzie Acker replaces Mike McClendon.
Craig Maddox singles on a ground ball to second baseman Luke Hughes.
Ben Lodge grounds into a force out, pitcher McKenzie Acker to shortstop Joey Wong. Craig Maddox out at 2nd. Ben Lodge to 1st.
Chris Adamson walks. Ben Lodge to 2nd.
Corey Lyon strikes out swinging.
Dropped foul pop error by pitcher McKenzie Acker.
Brandon Dixon grounds out, third baseman Jordan McDonald to first baseman Matt Kennelly.

PERTH TOP OF THE 8TH

Pitching Change: Matthew Williams replaces Morgan Coombs.
Tim Smith flies out to left fielder Corey Lyon.
Luke Hughes flies out to left fielder Corey Lyon.
Rene Tosoni grounds out, second baseman Brandon Dixon to first baseman Chris Adamson.

ADELAIDE BOTTOM OF THE 8TH



Chan Moon flies out to center fielder Rene Tosoni.
Stefan Welch flies out to center fielder Rene Tosoni.
Tom Brice lines out to shortstop Joey Wong.

PERTH TOP OF THE 9TH

Allan de San Miguel walks.
Jordan McDonald out on a sacrifice bunt to first baseman Chris Adamson. Allan de San Miguel to 2nd.
With Matt Kennelly batting, wild pitch by Matthew Williams, Allan de San Miguel to 3rd.
Matt Kennelly walks.
Pitching Change: Tyler Brunnemann replaces Matthew Williams.
Brian Pointer grounds into a double play, second baseman Brandon Dixon to shortstop Chan Moon to first baseman Chris Adamson. Matt Kennelly out at 2nd.

Grand Final Scoreboard – Game 2

7 February 2015

| Final/10 | | | | | | | | | | | | GAMEDAY | | Box Recap | |
|--|--|---|---|---|---|---|---|---|---|---|----|---------|---|-----------|--|
| ABL Championship Series | | 1 | 2 | 3 | 4 | 5 | 6 | 7 | 8 | 9 | 10 | R | H | E | |
|  Perth (1-1) | | 0 | 0 | 2 | 0 | 0 | 0 | 1 | 0 | 0 | 2 | 5 | 6 | 0 | |
|  Adelaide (1-1) | | 1 | 0 | 0 | 0 | 0 | 0 | 2 | 0 | 0 | 0 | 3 | 9 | 0 | |
| W: Marban (1-0, 0.00) ; L: Brunnemann (0-1, 3.86) HR: PER: Kennelly, M (1), Pointer (1) . ADE: Welch (2), Adamson (1) . | | | | | | | | | | | | | | | |

PERTH TOP OF THE 1ST

Joey Wong walks.
Tim Kennelly grounds out to pitcher Virgil Vasquez. Joey Wong to 2nd.
Tim Smith strikes out swinging, catcher Craig Maddox to first baseman Chris Adamson.
Luke Hughes strikes out swinging.

Adelaide Bottom of the 1st

Brandon Dixon flies out to right fielder Tim Kennelly.
Chan Moon grounds out to first baseman Matt Kennelly.
Stefan Welch homers (2) on a fly ball to right field.
Tom Brice singles on a fly ball to left fielder Brian Pointer.
Mitch Denning flies out to left fielder Brian Pointer.

PERTH TOP OF THE 2ND

Rene Tosoni grounds out, second baseman Brandon Dixon to first baseman Chris Adamson.

Allan de San Miguel grounds out, third baseman Stefan Welch to first baseman Chris Adamson.
Jordan McDonald strikes out swinging.

ADELAIDE BOTTOM OF THE 2ND

Craig Maddox singles on a fly ball to center fielder Rene Tosoni.
Ben Lodge strikes out swinging.
Chris Adamson grounds into a double play, shortstop Joey Wong to second baseman Luke Hughes to first baseman Matt Kennelly. Craig Maddox out at 2nd.

PERTH TOP OF THE 3RD

Matt Kennelly homers (1) on a fly ball to left field.
Brian Pointer homers (1) on a fly ball to right field.
Joey Wong flies out to right fielder Ben Lodge.
Tim Kennelly flies out to right fielder Ben Lodge.
Tim Smith grounds out, first baseman Chris Adamson to pitcher Virgil Vasquez.

ADELAIDE BOTTOM OF THE 3RD

Corey Lyon flies out to right fielder Tim Kennelly.
Brandon Dixon grounds out, shortstop Joey Wong to first baseman Matt Kennelly.
Chan Moon strikes out swinging.

PERTH TOP OF THE 4TH

Luke Hughes strikes out swinging.
Rene Tosoni walks.
Allan de San Miguel called out on strikes.
Jordan McDonald strikes out swinging.

ADELAIDE BOTTOM OF THE 4TH

Stefan Welch walks.
Tom Brice called out on strikes.
Mitch Denning flies out to left fielder Brian Pointer.
Craig Maddox singles on a ground ball to center fielder Rene Tosoni. Stefan Welch to 3rd.
Ben Lodge grounds out, shortstop Joey Wong to first baseman Matt Kennelly.

PERTH TOP OF THE 5TH

Matt Kennelly pops out to second baseman Brandon Dixon.
Brian Pointer walks.
Joey Wong flies out to center fielder Mitch Denning.
Tim Kennelly flies out to right fielder Ben Lodge.

ADELAIDE BOTTOM OF THE 5TH

Chris Adamson grounds out, third baseman Jordan McDonald to first baseman Matt Kennelly.
Corey Lyon flies out to right fielder Tim Kennelly.
Brandon Dixon grounds out, third baseman Jordan McDonald to first baseman Matt Kennelly.

PERTH TOP OF THE 6TH

Tim Smith hit by pitch.
With Luke Hughes batting, Tim Smith steals (1) 2nd base.
Luke Hughes flies out to right fielder Ben Lodge.
Rene Tosoni flies out to left fielder Corey Lyon.
Allan de San Miguel flies out to right fielder Ben Lodge.

ADELAIDE BOTTOM OF THE 6TH

Chan Moon walks.
Pitching Change: McKenzie Acker replaces Warwick Saupold.
Stefan Welch doubles (1) on a fly ball to right fielder Tim Kennelly. Chan Moon to 3rd.
Tom Brice strikes out swinging.
McKenzie Acker intentionally walks Mitch Denning.
Craig Maddox strikes out swinging.
Ben Lodge strikes out swinging.

PERTH TOP OF THE 7TH

Jordan McDonald walks.

Matt Kennelly out on a sacrifice bunt, pitcher Virgil Vasquez to first baseman Chris Adamson. Jordan McDonald to 2nd.
Pitching Change: Josh Tols replaces Virgil Vasquez.

Brian Pointer walks.

Joey Wong singles on a ground ball to right fielder Ben Lodge. Jordan McDonald scores. Brian Pointer to 3rd.

Tim Kennelly singles on a bunt ground ball to first baseman Chris Adamson. Joey Wong to 2nd.

Tim Smith grounds into a double play, second baseman Brandon Dixon to shortstop Chan Moon to first baseman Chris Adamson. Tim Kennelly out at 2nd.

ADELAIDE BOTTOM OF THE 7TH

Chris Adamson homers (1) on a fly ball to center field.
Pitching Change: Scott Mitchinson replaces McKenzie Acker.

Corey Lyon lines out to third baseman Jordan McDonald.
Brandon Dixon doubles (1) on a ground ball to left fielder Brian Pointer.

Pitching Change: Chad Robinson replaces Scott Mitchinson.
Chan Moon doubles (1) on a fly ball to right fielder Tim Kennelly. Brandon Dixon scores.

With Stefan Welch batting, Chan Moon steals (1) 3rd base.

Stefan Welch strikes out swinging.

Tom Brice walks.

With Mitch Denning batting, Tom Brice steals (1) 2nd base.

Mitch Denning pops out to shortstop Joey Wong.

PERTH TOP OF THE 8TH

Luke Hughes walks.
Rene Tosoni bunt pops out to catcher Craig Maddox.
Pitching Change: Matthew Williams replaces Josh Tols.
Allan de San Miguel flies out to left fielder Corey Lyon.
Jordan McDonald flies out to right fielder Ben Lodge in foul territory.

ADELAIDE BOTTOM OF THE 8TH

Pitching Change: Jorge Marban replaces Chad Robinson.
Craig Maddox strikes out swinging.
Ben Lodge singles on a ground ball to shortstop Joey Wong.
Chris Adamson strikes out swinging.
Corey Lyon strikes out swinging.

PERTH TOP OF THE 9TH

Pitching Change: Tyler Brunnemann replaces Matthew Williams.

Matt Kennelly flies out to center fielder Mitch Denning.

Brian Pointer walks.

Joey Wong grounds into a double play, shortstop Chan Moon to first baseman Chris Adamson. Brian Pointer out at 2nd.

ADELAIDE BOTTOM OF THE 9TH

Brandon Dixon strikes out swinging.
Chan Moon walks.

Stefan Welch strikes out swinging.
Tom Brice lines out to pitcher Jorge Marban.

PERTH TOP OF THE 10TH

Tim Kennelly pops out to first baseman Chris Adamson.
Tim Smith singles on a fly ball to center fielder Mitch Denning.
Luke Hughes grounds into a force out, third baseman Stefan Welch to second baseman Brandon Dixon. Tim Smith out at 2nd. Luke Hughes to 1st.
Pitching Change: Will Mathis replaces Tyler Brunnemann.
Rene Tosoni hit by pitch. Luke Hughes to 2nd.



Allan de San Miguel doubles (2) on a fly ball to center fielder Mitch Denning. Luke Hughes scores. Rene Tosoni scores.
Allan de San Miguel out at 3rd on the throw, center fielder Mitch Denning to shortstop Chan Moon to catcher Craig Maddox to third baseman Stefan Welch.

ADELAIDE BOTTOM OF THE 10TH

Mitch Denning strikes out swinging.
Craig Maddox pops out to shortstop Joey Wong.
Ben Lodge strikes out swinging.

Grand Final Scoreboard – Game 3

8 February 2015

| Final | | GAMEDAY | | | | | | | | | Box Recap | | |
|--|---|---------|---|---|---|---|---|---|---|--|-----------|----|---|
| ABL Championship Series | | | | | | | | | | | | | |
| | 1 | 2 | 3 | 4 | 5 | 6 | 7 | 8 | 9 | | R | H | E |
|  Perth (2-1) | 2 | 4 | 0 | 3 | 0 | 0 | 3 | 0 | 0 | | 12 | 13 | 0 |
|  Adelaide (1-2) | 0 | 1 | 0 | 3 | 0 | 0 | 0 | 1 | 0 | | 5 | 12 | 1 |
| W: McCarthy (1-0, 0.00) ; L: Lee (0-1, 27.00) HR: PER: Hughes, L (1), Smith, T (2), Kennelly, T (1) . ADE: Denning 2 (3), Maddox (1) . | | | | | | | | | | | | | |

PERTH TOP OF THE 1ST

Joey Wong walks.
Tim Kennelly homers (1) on a fly ball to left field. Joey Wong scores.
Tim Smith grounds out, pitcher Wilson Lee to first baseman Chris Adamson.
Luke Hughes singles on a ground ball to center fielder Mitch Denning.
Rene Tosoni called out on strikes.
Allan de San Miguel strikes out swinging.

ADELAIDE BOTTOM OF THE 1ST

Brandon Dixon grounds out, shortstop Joey Wong to first baseman Matt Kennelly.
Chan Moon strikes out swinging.
Stefan Welch grounds out, second baseman Luke Hughes to first baseman Matt Kennelly.

PERTH TOP OF THE 2ND

Jordan McDonald flies out to center fielder Mitch Denning.
Matt Kennelly walks.
Brian Pointer doubles (1) on a fly ball to right fielder Ben Lodge. Matt Kennelly scores.
Joey Wong grounds out to first baseman Chris Adamson. Brian Pointer to 3rd.
Tim Kennelly doubles (1) on a fly ball to left fielder Angus Roeger. Brian Pointer scores.
Pitching Change: Tony Vocca replaces Wilson Lee.
Tim Smith homers (2) on a fly ball to center field. Tim Kennelly scores.
Luke Hughes flies out to right fielder Ben Lodge.

ADELAIDE BOTTOM OF THE 2ND

Tom Brice flies out to center fielder Rene Tosoni.
Mitch Denning homers (2) on a fly ball to right field.
Craig Maddox flies out to left fielder Brian Pointer.
Ben Lodge grounds out, second baseman Luke Hughes to first baseman Matt Kennelly.

PERTH TOP OF THE 3RD

Rene Tosoni grounds out, shortstop Chan Moon to first baseman Chris Adamson.

Allan de San Miguel walks.

Jordan McDonald pops out to second baseman Brandon Dixon.

With Matt Kennelly batting, wild pitch by Tony Vocca, Allan de San Miguel to 2nd.

Matt Kennelly walks.

Brian Pointer called out on strikes.

ADELAIDE BOTTOM OF THE 3RD

Chris Adamson flies out to right fielder Tim Kennelly.

Angus Roeger grounds out, third baseman Jordan McDonald to first baseman Matt Kennelly.

Brandon Dixon singles on a fly ball to center fielder Rene Tosoni.

Chan Moon grounds out to first baseman Matt Kennelly.

PERTH TOP OF THE 4TH

Joey Wong singles on a ground ball to left fielder Angus Roeger.

Tim Kennelly flies out to left fielder Angus Roeger. Joey Wong to 2nd.

With Tim Smith batting, Joey Wong caught stealing 3rd base, catcher Craig Maddox to third baseman Stefan Welch.

Tim Smith walks.

Luke Hughes singles on a fly ball to left fielder Angus Roeger. Tim Smith to 2nd.

Pitching Change: Will Mathis replaces Tony Vocca.

Rene Tosoni walks. Tim Smith to 3rd. Luke Hughes to 2nd.

Allan de San Miguel singles on a fly ball to right fielder Ben Lodge. Tim Smith scores. Luke Hughes scores. Rene Tosoni to 3rd.

With Jordan McDonald batting, Allan de San Miguel steals (1) 2nd base.

Jordan McDonald walks. Wild pitch by pitcher Will Mathis. Rene Tosoni scores. Allan de San Miguel to 3rd.

Pitching Change: Josh Tols replaces Will Mathis.

Matt Kennelly strikes out swinging.

ADELAIDE BOTTOM OF THE 4TH

Stefan Welch strikes out swinging.

Tom Brice doubles (1) on a fly ball to right fielder Tim Kennelly.

Mitch Denning doubles (1) on a fly ball to center fielder Rene Tosoni. Tom Brice to 3rd.

Craig Maddox homers (1) on a fly ball to center field. Tom Brice scores. Mitch Denning scores.

Ben Lodge flies out to center fielder Rene Tosoni.

Chris Adamson singles on a fly ball to left fielder Brian Pointer.

Pitching Change: Mike McCarthy replaces Daniel Schmidt. Angus Roeger strikes out swinging.

PERTH TOP OF THE 5TH

Brian Pointer singles on a ground ball to right fielder Ben Lodge.

Joey Wong flies out to left fielder Angus Roeger.

Tim Kennelly grounds out, pitcher Josh Tols to first baseman Chris Adamson. Brian Pointer to 2nd.

Tim Smith walks.

Luke Hughes strikes out swinging.

ADELAIDE BOTTOM OF THE 5TH

Brandon Dixon strikes out swinging.

Chan Moon singles on a ground ball to center fielder Rene Tosoni.

With Stefan Welch batting, Mike McCarthy picks off Chan Moon at 1st on throw to Matt Kennelly.

Stefan Welch called out on strikes.

PERTH TOP OF THE 6TH

Rene Tosoni strikes out on a foul tip.

Allan de San Miguel called out on strikes.

Jordan McDonald walks.

Matt Kennelly singles on a fly ball to right fielder Ben Lodge.

Jordan McDonald to 3rd.

Brian Pointer strikes out swinging.

ADELAIDE BOTTOM OF THE 6TH

Tom Brice grounds out, second baseman Luke Hughes to first baseman Matt Kennelly.

Mitch Denning singles on a fly ball to right fielder Tim Kennelly.

Craig Maddox grounds out, second baseman Luke Hughes to first baseman Matt Kennelly. Mitch Denning to 2nd.

Adelaide Bite left fielder Ben Lodge ejected by HP umpire Paul Latta.

Offensive Substitution: Pinch-hitter Corey Lyon replaces Ben Lodge.

Corey Lyon strikes out swinging.

PERTH TOP OF THE 7TH

Corey Lyon remains in the game as the right fielder.

Joey Wong reaches on a throwing error by pitcher Josh Tols. Joey Wong to 2nd.

Tim Kennelly strikes out swinging.

Tim Smith singles on a ground ball to shortstop Chan Moon.

Joey Wong to 3rd.

Pitching Change: Matthew Williams replaces Josh Tols.

Luke Hughes homers (1) on a fly ball to center field. Joey Wong scores. Tim Smith scores.

Rene Tosoni walks.

Allan de San Miguel hit by pitch. Rene Tosoni to 2nd.

Jordan McDonald grounds into a force out, first baseman Chris Adamson to shortstop Chan Moon. Rene Tosoni to 3rd. Allan de San Miguel out at 2nd. Jordan McDonald to 1st.

Matt Kennelly flies out to left fielder Angus Roeger.

ADELAIDE BOTTOM OF THE 7TH

Chris Adamson called out on strikes.
Angus Roeger strikes out swinging.
Brandon Dixon singles on a fly ball to right fielder Tim Kennelly.
Chan Moon singles on a fly ball to right fielder Tim Kennelly.
Brandon Dixon to 2nd.
Stefan Welch walks. Brandon Dixon to 3rd. Chan Moon to 2nd.
Tom Brice strikes out swinging.

PERTH TOP OF THE 8TH

Pitching Change: Tyler Brunnemann replaces Matthew Williams.
Brian Pointer singles on a fly ball to left fielder Angus Roeger.
Joey Wong grounds into a force out, second baseman Brandon Dixon to shortstop Chan Moon. Brian Pointer out at 2nd. Joey Wong to 1st.
Tim Kennelly strikes out swinging.
Tim Smith flies out to right fielder Corey Lyon.

ADELAIDE BOTTOM OF THE 8TH

Pitching Change: Brian Baker replaces Mike McCarthy.
Mitch Denning homers (3) on a fly ball to center field.
Craig Maddox singles on a fly ball to right fielder Tim Kennelly.
Corey Lyon strikes out swinging.
Chris Adamson grounds into a double play, shortstop Joey Wong to second baseman Luke Hughes to first baseman Matt Kennelly. Craig Maddox out at 2nd.

PERTH TOP OF THE 9TH

Pitching Change: Kyle Hooper replaces Tyler Brunnemann.
Luke Hughes strikes out swinging.
Rene Tosoni called out on strikes.
Allan de San Miguel strikes out swinging.

ADELAIDE BOTTOM OF THE 9TH

Pitching Change: Ben Shorto replaces Brian Baker.
Angus Roeger grounds out to first baseman Matt Kennelly.
Pitching Change: Scott Mitchinson replaces Ben Shorto.
Brandon Dixon flies out to center fielder Rene Tosoni.
Chan Moon walks.
Stefan Welch walks. Chan Moon to 2nd.
Tom Brice flies out to center fielder Rene Tosoni.





Perth Heat CHAIRMAN



Chairman's Report 2014-15 Alcohol. Think Again Perth HEAT

The 2014-15 Season was another triumph on the field for the Alcohol. Think Again Perth HEAT, which resulted in the ABL dubbing our organization an "Australian sports dynasty".

Congratulations to the players, coaches, support staff, fans and boosters of the best team in the ABL.

It is essential to recognise the contribution of Baseball WA to our success. BWA High Performance resources are the reason our team is the best prepared in the country. Lachlan Dale is the man that brings it all together, ensuring we have regular and frequent injections of the best skill and talent available across all aspects of the game. We should all thank and continue to support him at every opportunity.

As the organisation continues to mature, the dedication of our loyal supporters, volunteers and helpers is surely being tested by time. There is no doubt the team's success is a major contributor to our strong base. However it is essential we acknowledge

the efforts of all our supporters, volunteers and helpers at every opportunity. For those of you who have been with us since the beginning, I offer you a special thank you. Please understand your value to our organisation is probably far greater than we can express at any given moment, and feel the pride in our success as much as any player or coach.

All sponsors, large and small contribute to the success of the team. Without you our team cannot function at the level to which we have become accustomed. Please support all our sponsors whenever you can and remind them why they support the Heat.

Special mention must be made of:

1. Healthway, though its Alcohol. Think Again message has been our major partner and naming rights sponsor since the creation of the ABL.
2. Barbagallo Motoring Group, who have been a major partner of the Heat and Barbagallo Ball Park since 2006.
3. Department of Sport and Recreation, continue to support our nation and industry leading programs as well as helping us develop your ballpark, including continued support for the State Baseball Facility Master Plan vision.

The involvement of all three organisations directly correlates to huge and disproportionate strides forward for baseball in Western Australia.

As usual, our organisation will not stand still as it prepares for, and undertakes, season 2015/16. Expect exciting changes and the best possible baseball from WA's best young talent and follow their careers as they launch onto the world stage. Look for our senior players to provide leadership and role models for young players and fans. Our winning edge and history is a by-product of an overall philosophy to keep moving forward and provide the best environment for our home grown talent. Enjoy watching the team this season as it embarks on a new series of challenges.

Yours in baseball,

Geoff Hooker
Chairman

Alcohol. Think Again PERTH HEAT



Perth Heat PERTH HEAT CEO



Western Australia has a very proud history of competing on the national stage since 1937 when it began playing for the Claxton Shield and in the 2014/15 season the 'Alcohol. Think Again' Perth Heat have again continued this winning culture both on and off the field. This is the fourteenth (15th) Claxton Shield and the sixth (6th) over the past eight seasons. We must also take the opportunity to congratulate the Adelaide Bite both on and off the field for an outstanding Championship Series. Record attendance at Norwood and a thrilling contest proves Baseball is on its way up in this country.

The team success is largely driven by the outstanding commitment by our players and coaching staff and an unrelenting thirst for victory. A combination of leadership, talent and youth provided the right formula for the team to regain their championship title. The

ABL Awards were presented and again Joey Wong won the Rawlings Gold Glove making it his 2nd consecutive win. I would like to congratulate and thank the staff of Steve Fish, Jim Bennett, Graeme Lloyd, Luke Hughes, Mitch Williams, Rick Steven, Rod Drew, Mark Pettit, Andy Kyle, Annie Italiano, Erin Diamond, Carol Williams and Richard Daly for an outstanding season. Thank you also to the host families who shared their homes with players from overseas and making them feel welcome and their Australian experience second to none.

Our key partners have again been instrumental for our success, assisting the organisation in providing the best experience for players and fans, in particular our major sponsor Healthway with the Alcohol. Think Again message.

Our membership and fans proved why they are the best in the league with leading season attendance figures. The Heat staff is dedicated to increasing the level of fan experience again next year and would like to thank our fans for their continued unwavering support.

The staff and volunteers at the Perth Heat have worked tirelessly to entertain and provide a unique experience throughout the long season. Key staff that were critical to the success throughout the season and must be acknowledged are Michael Smith, Erin Littlefield, Guy Bellair, Paul Morgan, Ben Cameron, Cam Wedemeyer and the whole team at Showscreens WA. The passion, dedication and skill displayed by staff and the many volunteers are the core to the Perth Heat leading the off-field success across the league. You are all to be commended and are greatly appreciated.

We will continue to set new standards as an organisation and look forward to seeing you all at the ballpark in 2015/16.

Lachlan Dale
Perth Heat CEO



Perth Heat

PERTH HEAT HEAD COACH



- 2014-2015 Claxton Shield ABL Champions
- 28-20 Regular Season Record (2nd)
- Direct entry to ABL Championship Series (Grand Final)
- Grand Final
 - February 6-8, 2015
 - Adelaide, South Australia
 - Best-of-three Series
 - 2-1 win over Adelaide Bite
 - Nearly 13,000 fans in attendance during Championship Series

- Supersquad T-Ball players participated in T-Ball games at Barbagallo Ballpark in pre-game Heat Festivities
- 600 Junior baseballers participated in the Bendigo Bank Baseball Buddies Program
- 200 Junior baseballers caught fly balls with Perth Heat players during batting practice

The Heat had a fantastic run in the 2nd half of the season to propel us into a playoff spot. We swept Sydney in the best of 3 semi-final in a new format, and then won our 2nd consecutive title, and 4th in 5 years at Norwood Oval in Adelaide South Australia with a thrilling comeback against the Bite. The 2015 Alcohol Think Again Perth Heat are the first ABL team to ever win a championship series on the road. We started out a bit slow and sluggish but ended up going on another great run to end the season putting us in position to win another title. A big thanks goes out to my staff in Luke Hughes, Graeme Lloyd, Jim Bennett, Rich Daly, Erin Diamond, Ryan Shoun, Andy Kyle, Mark Pettit, Josh Kennelly, Trent Oleszczuk, Rick Steven and Tony Adamson and all of the players for creating such a great atmosphere. We had another great crop of imports this year that mixed with our mostly veteran group. Our young players also had a great ride and gained valuable experience and will definitely be ready to step up next year. I am truly thankful for all the opportunities I have had in being part of this organization.

Steve Fish
Head Coach

Baseball WA Ltd

WA STATE HEAT

RESULTS, STANDINGS AND REPORTS



WA State HEAT Under 16s 2015 National Championship

Coaches Report

TRIALS

These commenced at the start of September, at Barbagallo Ballpark and were well represented with about 50 players attending. The ability to utilize Barbagallo Ballpark was of great help for the selections and later on for team practice. The opportunity this gave the players and staff to perform at a high level was a key element in our states overall performance.

TEAM PRACTICE

Our practice sessions were held on Monday afternoons at Baseball Park in conjunction with our state 18's and was a great benefit to both our players and the staff. Players received quality instructions from all coaches and also the PERTH HEAT staff and players who attended on numerous occasions. We were able to simulate match conditions on a regular basis, utilize the dirt bullpens and maximize the hitting cages, enabling us to run a professional and well organized practice session. This also allowed more coaches to be involved in developing and preparing both teams.

The 16's also had a 2nd practice session on Saturday mornings at Baseball Park and also West Stirling Baseball Club. These sessions were mainly our batting practice workouts and on occasions we would go over our team defences.

Thank you to the West Stirling Baseball club for allowing us the usage of their ground. I'm sure the north of the river parents were happy that some practice sessions would be close to home, finally.

The Goodwill series was again a good warm up to the nationals and encourage BWA to continue with this series. It is great for the staff, players and team to work on things and get game time as a unit against quality opposition. Thank you to the South Perth Baseball club for hosting the event and allowing the state teams to prepare. The club was outstanding in setting up and maintaining 4-5 fields over 3 days.

JANUARY CHAMPIONSHIPS

The championships were held at the Blacktown Baseball complex in Sydney, NSW in conjunction with the National 18's championships. Unfortunately some days were affected by the rain and games were forced to be delayed or postponed to later on. WA played 2 games at club venues which were adequate but not to National championship

standard. Baseball Australia may need to consider having other field options available if required at future programs.

TEAM PERFORMANCE

The team finished with an overall Win\Loss record of 7 and 2, finishing with a silver medal. We played Victoria Blue in the Gold medal game and were outstanding thru 6 innings with scores tied at 5 all. At the top of the 7th inning, Vic Blue scored 8 runs on some timely hits and a throwing error with bases loaded.

All players were outstanding throughout the entire tournament with players fulfilling their roles asked by the coaches.

The coaches worked together very well to enable the players to perform and enjoy the experience of a national championships and representative teams. It is no surprise we continue to perform at a high standard and most times the envy of other state programs with the calibre and cohesion that our coaches perform together. Thank you to all staff on both 16's and 18's teams and especially to Carol Williams (team trainer), Josh Kennelly (dual coach), Rich Daly (strength and conditioning coach) for your extra contributions to the program.

ACCOMMODATION

The U16's team stayed 30 minutes from the fields, in Parramatta at the Merriton Apartments. These were self-contained apartments with 4 players per room. Players were required to prepare their own breakfast with team dinners arranged by the coaching staff at nearby restaurants. Lunch each day was prepared and supplied by a Sydney club at the field, cold meats and salad roll, piece of fruit, a juice drink and a packet of crisps.

The accommodation had a 25metre pool and gym which was used for after game rehab and preparation each day. This was a great benefit to our team and enabled Carol Williams and the staff to prepare the players for the next day.

CLOSING

Congratulations to all players, staff, parents and anyone who was a part of the 2016 National under 16's silver medal winning WA team. The continued success of WA teams at National level over the last 15 years is the envy of every state in Australian. I believe the reasons for this have been the high standard and quality of people who have been involved in all facets of the program. Bring on 2016

Rod Drew
Head Coach, Under 16s

Executive Officer's Report

The WA State U16 team was selected and announced on October 10th, 2014. National Championships were held in Blacktown, NSW, January 9th-18th, 2015.

UNDER 16 STAFF

Head Coach: Rod Drew
Assistant Coach: Ken McGee
Assistant Coach: Glen Tovey
Assistant Coach: Josh Kennelly
Executive Officer: Joe Hischar

UNDER 16 TEAM

| | |
|-----------------|----------------------|
| Frazer Brice | Jackson Riley |
| Ellis Deakin | Beauden Schaffer |
| Chase Diggins | Lochlun Southee |
| Jed Hamburg | James Steffenssen |
| Ben Hischar | Dawson Summers |
| Mitchell James | Mason Talbot |
| David John | Jake Taylor |
| Alec Johnson | Jess Williams |
| Lincoln Kempton | Jett Wright |
| Ryan Nuttall | Tama Wright - Pihama |

FINANCES

Player fees were approximately \$3200 per player. Individual fees varied as some players were able to re-use uniform items from previous State Team selection. Several parents have requested that BWA invoices have fees itemised. Invoices were a single line, lump sum. No fundraising was conducted by the WA U16 team and all expenses were paid from team fees collected. A summary of team finances and expenses is provided below for future budgeting. Detailed expense reports have been submitted to BWA.

AIR TRAVEL

The team departed Perth January 7th on Virgin Airlines VA556 at 10:05AM arriving in Sydney at 5:25PM. This proved a good flight time as it allowed us a full day in Sydney prior to the start of the tournament.

The team departed Sydney January 19th on Virgin Airlines VA561 at 2:00PM and arrived into Perth at 4:05PM. Again, timing was good.

All airfares were booked by BA.

ACCOMMODATION

The team stayed at Meriton Apartments, 180 George St, Parramatta. The accommodation consisted of 6 x 2 bedroom apartments (5 player apartments (4 per apartment) and 1 staff apartment (4 male staff)).

The apartments were of high quality, clean and provided plenty of space for down time. Each apartment had a self-contained kitchen and laundry facilities. They were conveniently located to shops and restaurants. The facility also included a suitable indoor swimming pool for rehab. It's only drawback was a single lift serviced the apartment block and could be slow during periods of high traffic. Blacktown is approximately a 25-30 min drive from Parramatta and traffic did not present a problem while we were there.

TOURNAMENT

Whilst it was disappointing to lose in the Grand Final, the boys played extremely well all week. They represented WA, their clubs and their families to a very high standard and we should be proud of how they conducted themselves. Wet weather hindered playing conditions resulting in the cancellation of games. Following two days of unsuitable playing conditions at Blacktown, alternative venues were organised allowing the tournament to continue. It should be noted that play would not have continued if it were not for the efforts of Rod Drew. The good relationship he has developed with the local NSW ball clubs was instrumental in them readying their fields, making their grounds available and allowing the tournament to move on. I do not feel that Baseball Australia would have achieved this result.

It should also be noted that Blacktown grounds are maintained by the city council and this directly contributed to two days of lost play. By day two of no-play, little effort was made by the council to ready the grounds despite improved weather. Even after we had resumed play, our players had to remove the large tarps from the main diamond as the council workers had not arrived to the venue yet. It was very clear that Baseball Australia did not have adequate wet weather contingency plans nor did they appear to have a strong working relationship with the council workers responsible for the ground.

GENERAL

As previously mentioned, the boys conducted themselves very well both on and off field. Of the matters that we could control, all aspects of the trip went to plan. It is noteworthy that a member of the public, a high school teacher, sought me out specifically to commend them on their behaviour and manners while dining out. As a new EO, I thoroughly enjoyed the trip and my involvement with this team. I appreciate the faith that Rod Drew and BWA have put in me and thank you for the opportunity.

Joe Hischar
Under 16s Executive Officer

Under 16 record: 7-2

| Player | avg | gp-gs | ab | r | h | 2b | 3b | hr | rbi | tb | slg% | bb | hbp | so | gdp | ob% | sf | sh | sb-att | po | a | e | fld% |
|--------------------|------|-------|-----|----|----|----|----|----|-----|-----|------|----|-----|----|-----|------|----|----|--------|-----|----|----|-------|
| HAMBURG,Jed | .545 | 4-3 | 11 | 4 | 6 | 2 | 0 | 0 | 1 | 8 | .727 | 1 | 0 | 2 | 0 | .583 | 0 | 0 | 1-1 | 6 | 0 | 1 | .857 |
| RILEY,Jackson | .500 | 7-7 | 14 | 4 | 7 | 0 | 1 | 0 | 4 | 9 | .643 | 0 | 0 | 1 | 2 | .500 | 0 | 0 | 2-2 | 13 | 8 | 1 | .955 |
| NUTTALL,Ryan | .500 | 6-3 | 10 | 3 | 5 | 0 | 0 | 0 | 2 | 5 | .500 | 0 | 1 | 1 | 0 | .500 | 1 | 0 | 1-1 | 10 | 4 | 2 | .875 |
| SOUTHEE,Lochlan | .500 | 5-2 | 4 | 2 | 2 | 0 | 0 | 0 | 1 | 2 | .500 | 3 | 0 | 2 | 0 | .714 | 0 | 0 | 1-1 | 3 | 1 | 0 | 1.000 |
| DIGGINS,Chase | .421 | 7-6 | 19 | 9 | 8 | 2 | 1 | 0 | 4 | 12 | .632 | 5 | 0 | 0 | 1 | .500 | 2 | 0 | 2-2 | 11 | 1 | 0 | 1.000 |
| KEMPTON,Lincoln | .400 | 5-3 | 10 | 5 | 4 | 1 | 0 | 0 | 2 | 5 | .500 | 1 | 0 | 2 | 1 | .417 | 1 | 0 | 2-2 | 0 | 3 | 0 | 1.000 |
| WILLIAMS,Jess | .391 | 9-8 | 23 | 9 | 9 | 1 | 1 | 0 | 3 | 12 | .522 | 9 | 2 | 2 | 0 | .588 | 0 | 0 | 4-4 | 7 | 18 | 1 | .962 |
| TAYLOR,Jake | .389 | 9-7 | 18 | 8 | 7 | 3 | 0 | 0 | 9 | 10 | .556 | 6 | 1 | 2 | 0 | .519 | 2 | 0 | 0-0 | 35 | 4 | 1 | .975 |
| JOHN,David | .375 | 6-6 | 16 | 4 | 6 | 2 | 1 | 0 | 7 | 10 | .625 | 1 | 0 | 3 | 0 | .389 | 1 | 0 | 0-0 | 7 | 6 | 1 | .929 |
| DEAKIN,Ellis | .375 | 4-3 | 8 | 2 | 3 | 0 | 0 | 0 | 0 | 3 | .375 | 4 | 0 | 1 | 0 | .583 | 0 | 0 | 1-2 | 18 | 2 | 0 | 1.000 |
| WRIGHT,Jett | .368 | 6-6 | 19 | 3 | 7 | 2 | 0 | 0 | 7 | 9 | .474 | 2 | 0 | 1 | 0 | .429 | 0 | 0 | 1-1 | 19 | 6 | 0 | 1.000 |
| BRICE,Frazer | .333 | 5-5 | 6 | 3 | 2 | 1 | 0 | 0 | 3 | 3 | .500 | 0 | 0 | 3 | 0 | .286 | 1 | 0 | 0-0 | 16 | 2 | 2 | .900 |
| SCHAFFER,Beauden | .333 | 4-3 | 6 | 1 | 2 | 0 | 0 | 0 | 2 | 2 | .333 | 1 | 0 | 1 | 0 | .429 | 0 | 0 | 0-0 | 1 | 3 | 0 | 1.000 |
| JAMES,Mitchell | .333 | 4-2 | 6 | 2 | 2 | 1 | 0 | 0 | 4 | 3 | .500 | 1 | 0 | 2 | 0 | .429 | 0 | 0 | 0-0 | 0 | 0 | 0 | .000 |
| SUMMERS,Dawson | .318 | 6-6 | 22 | 6 | 7 | 1 | 2 | 0 | 8 | 12 | .545 | 2 | 0 | 0 | 1 | .375 | 0 | 0 | 2-2 | 8 | 8 | 1 | .941 |
| TALBOT,Mason | .278 | 8-6 | 18 | 8 | 5 | 3 | 0 | 0 | 5 | 8 | .444 | 5 | 0 | 3 | 0 | .417 | 1 | 0 | 0-0 | 6 | 8 | 0 | 1.000 |
| HISCHAR,Ben | .214 | 4-4 | 14 | 1 | 3 | 1 | 1 | 0 | 4 | 6 | .429 | 1 | 1 | 6 | 0 | .313 | 0 | 0 | 3-3 | 8 | 0 | 0 | 1.000 |
| WRIGHT-PIHAMA,Tama | .200 | 4-3 | 5 | 1 | 1 | 0 | 0 | 0 | 2 | 1 | .200 | 0 | 2 | 0 | 0 | .429 | 0 | 1 | 1-1 | 1 | 2 | 1 | .750 |
| STEFFENSSEN,James | .143 | 3-3 | 7 | 1 | 1 | 0 | 0 | 0 | 0 | 1 | .143 | 3 | 1 | 5 | 0 | .455 | 0 | 0 | 1-1 | 8 | 0 | 0 | 1.000 |
| JOHNSON,Alec | .071 | 5-4 | 14 | 1 | 1 | 1 | 0 | 0 | 2 | 2 | .143 | 0 | 0 | 1 | 0 | .071 | 0 | 1 | 1-1 | 3 | 0 | 1 | .750 |
| Totals | .352 | 9-9 | 250 | 77 | 88 | 21 | 7 | 0 | 70 | 123 | .492 | 45 | 8 | 38 | 5 | .452 | 9 | 2 | 23-24 | 180 | 76 | 12 | .955 |
| Opponents | .209 | 9-9 | 215 | 34 | 45 | 13 | 1 | 0 | 24 | 60 | .279 | 36 | 9 | 41 | 5 | .344 | 2 | 2 | 12-18 | 170 | 66 | 18 | .929 |

LOB - Team (67), Opp (50). DPs turned - Team (9), Opp (7). Picked off - SOUTHEE,L 1.

(All games Sorted by Earned run avg)

| Player | era | w-l | app-gs | cg | sho | sv | ip | h | r | er | bb | so | 2b | 3b | hr | ab | b/avg | wp | hbp | bk | sfa | sha |
|--------------------|-------|-----|--------|----|-----|----|------|----|----|----|----|----|----|----|----|-----|-------|----|-----|----|-----|-----|
| KEMPTON,Lincoln | 0.00 | 0-0 | 2-0 | 0 | 0/0 | 0 | 5.1 | 4 | 0 | 0 | 1 | 4 | 1 | 0 | 0 | 18 | .222 | 0 | 1 | 0 | 0 | 1 |
| WILLIAMS,Jess | 0.00 | 0-0 | 1-0 | 0 | 0/0 | 0 | 1.0 | 1 | 0 | 0 | 0 | 2 | 0 | 0 | 0 | 4 | .250 | 0 | 0 | 0 | 0 | 0 |
| DIGGINS,Chase | 0.00 | 0-0 | 1-0 | 0 | 0/0 | 0 | 1.0 | 0 | 0 | 0 | 0 | 1 | 0 | 0 | 0 | 3 | .000 | 1 | 0 | 0 | 0 | 0 |
| TAYLOR,Jake | 0.00 | 0-0 | 2-0 | 0 | 0/0 | 0 | 0.2 | 2 | 5 | 0 | 3 | 0 | 0 | 0 | 0 | 7 | .286 | 2 | 0 | 0 | 0 | 0 |
| BRICE,Frazer | 2.63 | 0-0 | 3-3 | 0 | 0/1 | 0 | 13.2 | 12 | 5 | 4 | 3 | 5 | 4 | 0 | 0 | 48 | .250 | 0 | 2 | 0 | 0 | 0 |
| SOUTHEE,Lochlan | 3.00 | 0-0 | 3-0 | 0 | 0/0 | 0 | 3.0 | 0 | 1 | 1 | 3 | 4 | 0 | 0 | 0 | 9 | .000 | 0 | 1 | 0 | 0 | 0 |
| WRIGHT-PIHAMA,Tama | 3.18 | 0-0 | 2-1 | 0 | 0/0 | 0 | 5.2 | 3 | 2 | 2 | 3 | 2 | 0 | 0 | 0 | 19 | .158 | 2 | 4 | 0 | 0 | 0 |
| RILEY,Jackson | 3.38 | 0-0 | 3-3 | 0 | 0/0 | 0 | 8.0 | 8 | 4 | 3 | 3 | 9 | 3 | 1 | 0 | 33 | .242 | 4 | 0 | 0 | 1 | 0 |
| NUTTALL,Ryan | 4.15 | 0-0 | 3-0 | 0 | 0/0 | 0 | 4.1 | 2 | 2 | 2 | 2 | 4 | 1 | 0 | 0 | 13 | .154 | 1 | 0 | 0 | 0 | 1 |
| JAMES,Mitchell | 6.00 | 0-0 | 2-0 | 0 | 0/0 | 0 | 6.0 | 4 | 4 | 4 | 7 | 1 | 1 | 0 | 0 | 18 | .222 | 3 | 1 | 0 | 1 | 0 |
| SCHAFFER,Beauden | 6.75 | 0-0 | 2-1 | 0 | 0/1 | 0 | 5.1 | 3 | 4 | 4 | 5 | 5 | 1 | 0 | 0 | 18 | .167 | 0 | 0 | 0 | 0 | 0 |
| JOHN,David | 9.00 | 0-0 | 2-1 | 0 | 0/0 | 0 | 5.0 | 6 | 6 | 5 | 4 | 3 | 2 | 0 | 0 | 22 | .273 | 0 | 0 | 0 | 0 | 0 |
| TALBOT,Mason | 9.00 | 0-0 | 1-0 | 0 | 0/0 | 0 | 1.0 | 0 | 1 | 1 | 2 | 1 | 0 | 0 | 0 | 3 | .000 | 2 | 0 | 0 | 0 | 0 |
| Totals | 3.90 | 0-0 | 9-9 | 0 | 1/1 | 0 | 60.0 | 45 | 34 | 26 | 36 | 41 | 13 | 1 | 0 | 215 | .209 | 15 | 9 | 0 | 2 | 2 |
| Opponents | 10.32 | 0-0 | 9-9 | 0 | 0/0 | 0 | 56.2 | 88 | 77 | 65 | 45 | 38 | 21 | 7 | 0 | 250 | .352 | 13 | 8 | 4 | 9 | 2 |

PB - Team (2), DEAKIN,E 2. Pickoffs - Team (0), Opp (1). SBA/ATT - WRIGHT,J (8-12), BRICE,F (3-3), RILEY,J (3-3), JAMES,M (1-3), DEAKIN,E (2-3), HAMBURG,J (2-2), SCHAFFER,B (1-2), KEMPTON,L (0-1), W-PIHAMA,T (0-1), TALBOT,M (1-1), SOUTHEE,L (1-1), NUTTALL,R (0-1), DIGGINS,C (1-1), TAYLOR,J (1-1).

(All games Sorted by Fielding pct)

| Player | c | po | a | e | fld% | dp | sba | csb | sba% | pb | cl |
|--------------------|-----|-----|----|----|-------|----|-----|-----|-------|----|----|
| WRIGHT,Jett | 25 | 19 | 6 | 0 | 1.000 | 1 | 8 | 4 | .667 | 0 | 0 |
| DEAKIN,Ellis | 20 | 18 | 2 | 0 | 1.000 | 1 | 2 | 1 | .667 | 2 | 0 |
| TALBOT,Mason | 14 | 6 | 8 | 0 | 1.000 | 2 | 1 | 0 | 1.000 | 0 | 0 |
| DIGGINS,Chase | 12 | 11 | 1 | 0 | 1.000 | 0 | 1 | 0 | 1.000 | 0 | 0 |
| STEFFENSSEN,James | 8 | 8 | 0 | 0 | 1.000 | 0 | 0 | 0 | --- | 0 | 0 |
| HISCHAR,Ben | 8 | 8 | 0 | 0 | 1.000 | 0 | 0 | 0 | --- | 0 | 0 |
| SCHAFFER,Beauden | 4 | 1 | 3 | 0 | 1.000 | 0 | 1 | 1 | .500 | 0 | 0 |
| SOUTHEE,Lochlan | 4 | 3 | 1 | 0 | 1.000 | 1 | 1 | 0 | 1.000 | 0 | 0 |
| KEMPTON,Lincoln | 3 | 0 | 3 | 0 | 1.000 | 0 | 0 | 1 | .000 | 0 | 0 |
| TAYLOR,Jake | 40 | 35 | 4 | 1 | .975 | 5 | 1 | 0 | 1.000 | 0 | 0 |
| WILLIAMS,Jess | 26 | 7 | 18 | 1 | .962 | 6 | 0 | 0 | --- | 0 | 0 |
| RILEY,Jackson | 22 | 13 | 8 | 1 | .955 | 3 | 3 | 0 | 1.000 | 0 | 0 |
| SUMMERS,Dawson | 17 | 8 | 8 | 1 | .941 | 3 | 0 | 0 | --- | 0 | 0 |
| JOHN,David | 14 | 7 | 6 | 1 | .929 | 0 | 0 | 0 | --- | 0 | 0 |
| BRICE,Frazer | 20 | 16 | 2 | 2 | .900 | 0 | 3 | 0 | 1.000 | 0 | 0 |
| NUTTALL,Ryan | 16 | 10 | 4 | 2 | .875 | 2 | 0 | 1 | .000 | 0 | 0 |
| HAMBURG,Jed | 7 | 6 | 0 | 1 | .857 | 0 | 2 | 0 | 1.000 | 0 | 0 |
| JOHNSON,Alec | 4 | 3 | 0 | 1 | .750 | 0 | 0 | 0 | --- | 0 | 0 |
| WRIGHT-PIHAMA,Tama | 4 | 1 | 2 | 1 | .750 | 0 | 0 | 1 | .000 | 0 | 0 |
| JAMES,Mitchell | 0 | 0 | 0 | 0 | .000 | 0 | 1 | 2 | .333 | 0 | 0 |
| Totals | 268 | 180 | 76 | 12 | .955 | 9 | 12 | 6 | .667 | 2 | 0 |
| Opponents | 254 | 170 | 66 | 18 | .929 | 7 | 23 | 1 | .958 | 0 | 0 |



WA Perth HEAT Under 18s 2015 National Championship

Coaches Report

To finish as the Runners Up in a National Championship is never a satisfied feeling but it is sometimes made even worse when the score in the game was 2-1, but, it certainly does not take away how proud I am of the 2015 State Under 18 Team. To make the Championship game in itself is a huge effort and wonderful achievement and I think is a true reflection of the standards and expectations that this group placed on themselves since training began last September.

The players were outstanding ambassadors for Baseball in Western Australia and once again, sharing a Championship with the Under 16s was a wonderful showcase of Western Australian Baseball. Both teams showed why we are the bench mark for the sport in Australia.

As far as the Under 18 team goes, I would like to highlight some key points.

- 1) As representatives of Baseball in Western Australia when a representative of another state and someone who has played at the highest level in this country, and represented this country in baseball comments on the amazingly high standard of professionalism that this team showed on and off the diamond, we should take that as a huge compliment. To the Under 18 team, you all carried yourself with a great deal of class. Even when things around were not going your way you kept focussed on why you were there and leant on each other for support. Well done.
- 2) The standard of behaviour that you set for the Under 16s to follow around our accommodation was outstanding. The accommodation had nothing but praise for your behaviour and this was also reflected in the fact that we received some positive comments from other guests.
- 3) You made our job as Coaches extremely rewarding. We asked you guys to try different things, techniques and approaches and you never disregarded our input. Richard (our Strength and Conditioning expert) agreed with this and was really happy to work with you guys.
- 4) Some noteworthy statistics from the Championship: A team ERA of 2.13; A 7-2 Win/Loss Record; Our pitchers also allowed the least amount of runs, earned runs and walks.

- 5) Congratulations to Alan Kenny, Mitch Neunborn, Josh Hendrickson, Josh Rawlinson and Jake Turnbull on the Individual honours you received at the end of the tournament. Well-deserved however, I am sure that more accolades will arise when the MLBAAP invites are sent out.

Thank You

- 1) Players. As I have said, I am extremely proud of this group of young men for the faith they showed in the Coaching Staff. You were an amazing group of young men to work alongside.
- 2) Dea Saupold. Once again having such an amazing EO is a key reason for the way the team is prepared and presented and then perceived. Dea is a tireless worker and her attention to detail is second to none. She always ensures that the entire team is well organised and prepared which makes for clear directions and no one is ever unsure of what they are required to do. Thanks Dea.
- 3) Carol Williams. There is no coincidence that having Carol involved across the 16s and 18s is a key reason as to why we made the Championship game in each division. Carol is well respected across the country for her knowledge and also her willingness to ensure the health of all the players is at the forefront of everyone's thinking. Carol knows exactly what is required of all the players and her dedication to ensuring they are managed and recovered so they are ready to play is inspiring.
- 4) The Under 16s Team. To Rod and the entire staff and players, thank you for your cooperation and input. The ability to share resources, the support we offered each other and the willingness to work together made the National Championships and the preparation beforehand a great learning experience.
- 5) Mike Burgermeister and Andy Kyle. To have 2 coaches on your staff that are so knowledgeable and such great communicators is a luxury that I know Baseball WA is truly thankful for. They not only know the game, but the way that they deal with the players and strive to get every player reaching their potential is amazing to watch. I continually learn so much from watching you both and the players have nothing but the utmost respect and admiration for all that you have done for them. I can never thank you both enough.

- 6) Josh Kennelly. Like Carol, Josh was a resource that was shared across both the 16s and 18s this year. Josh will be an excellent Manager in the very near future.
- 7) Perth Heat players and staff. You were all once again extremely available and approachable. Some of the best training time we had was working in with the Heat players and the quality instruction they were able to share with our players.
- 8) Parents and supporters. It was a wonderful experience and I hope that you got something out of your son's involvement in such an elite program. They are truly wonderful young men and the fact that you entrusted them to us is a fact that we as coached so not take lightly.
- 9) Penny and Digby. Thank you both for allowing me to take on this role again. Digs your work as Bat Bot is always appreciated by the players and Penny your support and involvement as a "nutritionist" is invaluable. Thank you both very much and on behalf of the coaching staff we would all sincerely like to thank our families for their support because if we don't have it then our involvement would not happen.

Mark Petti, Coach
WA State HEAT

Executive Officer's Report

STAFF

| | |
|------------------|--------------------|
| Head Coach | Mark Pettit |
| Assistant Coach | Andrew Kyle |
| Pitching Coach | Mike Burgermeister |
| Pitching Coach | Josh Kennelly |
| Sports Trainer | Carolyn Williams |
| Executive Office | Deanne Saupold |

TEAM

| | |
|--------------------|------------------|
| Jake Baker | Mitch Neunborn |
| Ulrich Bojarski | Alex Oehme |
| Daniel Bourke | Michael Ryan |
| Tyson Cosgrove | Joshua Rawlinson |
| Joshua Hendrickson | Rhys Steedman |
| Courtney Jones | Jesse Sequeira |
| Alan Kenny | Callan Silvi |
| Ryan Kift | Tomas Swinson |
| Tristan King | Jake Turnbull |
| Jarrood Large | Maclain Wilson |

TRAINING

Training was held at Barbagallo Ball Park on Monday and Wednesday nights. They trained in conjunction with the Perth Heat which gave the boys plenty of time to familiarise themselves with each other.

COST

The cost this year was \$3100, this included new playing tops, gear and walk out tops which made the boys look very smart, we did have a lot of comments about the way they looked when all together.

CAP NIGHT

Was held at Gosnells Home Ground before the Heat Game, which I think, worked really well. The speeches were short and this gave the boys and their family's opportunity to go and watch the Heat game after presentation.

ACCOMMODATION AND TRAVEL

Travel was organised through Baseball WA and we flew Virgin Airlines there and back. Leaving on the midnight flight was a great idea as we had a whole day to recover from the flight; the accommodation was at The Meriton Apartments in Sydney. These Apartments worked out really well for the boys and gave them time to bond as team members. There were 4 to a room with the boys buying there own breakfast supplies and stuff this was perfect. The only problem was the buses had to be moved every morning to let the bin people in too empty the bins for the apartment.

MEALS

Most meals were close to the apartments within walking distance. The meals for this year were basic but the canteen staff could not have done enough for us. Even bringing the lunch orders to us at the other ground when we played due to the main playing diamonds out of commission due to heavy rain. Also these guys made sure that we had ice and water before the game and after the games.

TOURNAMENT:

Was started on the 9th – 18th January 2015 at Blacktown Sporting Facility. Our first game of the tournament was a wash out against Queensland there was Thunder, Lightning and a huge storm it half way through the game. This game was later played in the week with us winning. The rain was a problem for not only us but also all teams we lost 3 days due to rain, which was very disappointing to us all. The fields could have been better managed so that we could have fitted games on the fields, but due to Council regulations the ground crew were not allowed to do anything to them.

If it wasn't for Baulkin Hills Baseball Club we wouldn't have played as many games as we did, a huge thank you to them all. And to the parents from WA that helped out in the canteen and on the BBQ for the games.

This really needs to be worked out if the tournament is there next year, as we wouldn't want to put up with the same situation.

Besides that the boys held themselves very well in public and on the field could not have asked for a better bunch of young men to represent the State.

AWARDS

Golden Arm – Alan Kenny
MVP - Jake Turnbull

AUSTRALIAN TEAM TO GO TO NEW ZEALAND

Alan Kenny
Chris Hendrickson
Mitch Neunborn
Josh Rawlinson
Jake Turnbull
Rhys Steedman

We also had Andy Kylie go as Assistant Coach.

INJURIES

We had a few boys that had niggles here and there but nothing major and it was thanks to Carol once again that the boys stayed the way they did.

The only major injury was to Jake Turnbull in the Grand Final where he was hit in the arm by a swinging bat. Fast action by Carol once again stopped him from incurring a serious set back to his up an coming career.

IN CONCLUSION

To the parents that came over for the games and the ones that didn't, thank you to you all. From the stories we heard every day you all seemed to have had a great time and your support throughout the tournament was great.

Thanks again and I hope I can continue to be here for a few more years yet.

Deanne Saupold
Under 18's Executive Officer

Under 18 record: 7-2

| Player | avg | gp-gs | ab | r | h | 2b | 3b | hr | rbi | tb | slg% | bb | hbp | so | gdp | ob% | sf | sh | sb-att | po | a | e | fld% |
|--------------------|------|-------|-----|----|----|----|----|----|-----|----|------|----|-----|----|-----|------|----|----|--------|-----|----|----|-------|
| COSGROVE, Tyson | .500 | 4-0 | 2 | 2 | 1 | 0 | 0 | 0 | 1 | 1 | .500 | 0 | 0 | 0 | 0 | .500 | 0 | 0 | 0-0 | 1 | 1 | 0 | 1.000 |
| STEEDMAN, Rhys | .500 | 6-1 | 2 | 0 | 1 | 0 | 0 | 0 | 0 | 1 | .500 | 0 | 0 | 0 | 0 | .500 | 0 | 0 | 0-0 | 1 | 2 | 0 | 1.000 |
| TURNBULL, Jake | .481 | 8-8 | 27 | 10 | 13 | 6 | 0 | 0 | 5 | 19 | .704 | 7 | 2 | 2 | 0 | .611 | 0 | 0 | 1-2 | 29 | 6 | 1 | .972 |
| BOURKE, Daniel | .367 | 9-8 | 30 | 5 | 11 | 3 | 0 | 0 | 4 | 14 | .467 | 2 | 1 | 8 | 3 | .412 | 1 | 0 | 2-2 | 25 | 20 | 2 | .957 |
| KIFT, Ryan | .320 | 9-8 | 25 | 4 | 8 | 1 | 0 | 0 | 9 | 9 | .360 | 7 | 1 | 2 | 0 | .471 | 1 | 1 | 5-5 | 14 | 1 | 0 | 1.000 |
| RAWLINSON, Joshua | .310 | 9-9 | 29 | 7 | 9 | 2 | 0 | 0 | 6 | 11 | .379 | 4 | 5 | 5 | 1 | .474 | 0 | 1 | 3-4 | 6 | 19 | 4 | .862 |
| NEUNBORN, Mitchell | .259 | 8-8 | 27 | 6 | 7 | 2 | 1 | 0 | 1 | 11 | .407 | 7 | 1 | 3 | 0 | .429 | 0 | 0 | 1-1 | 13 | 25 | 5 | .884 |
| SEQUERIA, Jesse | .222 | 8-7 | 27 | 6 | 6 | 1 | 0 | 0 | 3 | 7 | .259 | 6 | 2 | 2 | 0 | .400 | 0 | 1 | 2-2 | 16 | 0 | 1 | .941 |
| SWINSON, Tomas | .207 | 9-9 | 29 | 3 | 6 | 3 | 0 | 0 | 1 | 9 | .310 | 4 | 1 | 5 | 0 | .324 | 0 | 0 | 2-4 | 19 | 0 | 0 | 1.000 |
| JONES, Courtney | .200 | 7-7 | 25 | 4 | 5 | 0 | 0 | 0 | 3 | 5 | .200 | 2 | 0 | 0 | 1 | .259 | 0 | 0 | 0-0 | 9 | 4 | 1 | .929 |
| BOJARKSI, Ulrich | .200 | 6-5 | 20 | 5 | 4 | 1 | 0 | 0 | 7 | 5 | .250 | 2 | 0 | 2 | 0 | .261 | 1 | 0 | 1-2 | 18 | 0 | 0 | 1.000 |
| KING, Tristan | .111 | 9-9 | 36 | 3 | 4 | 2 | 0 | 0 | 4 | 6 | .167 | 3 | 2 | 5 | 0 | .220 | 0 | 0 | 0-0 | 67 | 5 | 2 | .973 |
| BAKER, Jake | .000 | 4-2 | 3 | 1 | 0 | 0 | 0 | 0 | 1 | 0 | .000 | 1 | 0 | 2 | 0 | .250 | 0 | 0 | 0-0 | 6 | 6 | 0 | 1.000 |
| WILSON, Maclain | .000 | 4-1 | 2 | 0 | 0 | 0 | 0 | 0 | 0 | 0 | .000 | 0 | 0 | 1 | 0 | .000 | 0 | 0 | 0-0 | 1 | 0 | 0 | 1.000 |
| LARGE, Jarod | .000 | 4-0 | 1 | 0 | 0 | 0 | 0 | 0 | 0 | 0 | .000 | 0 | 0 | 1 | 0 | .000 | 0 | 0 | 0-0 | 1 | 2 | 0 | 1.000 |
| ----- | | | | | | | | | | | | | | | | | | | | | | | |
| OEHME, Alexander | .000 | 3-0 | 0 | 0 | 0 | 0 | 0 | 0 | 0 | 0 | .000 | 0 | 0 | 0 | 0 | .000 | 0 | 0 | 0-0 | 0 | 0 | 0 | .000 |
| SILVI, Callan | .000 | 2-2 | 0 | 0 | 0 | 0 | 0 | 0 | 0 | 0 | .000 | 0 | 0 | 0 | 0 | .000 | 0 | 0 | 0-0 | 1 | 0 | 0 | 1.000 |
| KENNY, Alan | .000 | 3-3 | 0 | 0 | 0 | 0 | 0 | 0 | 0 | 0 | .000 | 0 | 0 | 0 | 0 | .000 | 0 | 0 | 0-0 | 1 | 1 | 1 | .667 |
| RYAN, Michael | .000 | 3-1 | 0 | 0 | 0 | 0 | 0 | 0 | 0 | 0 | .000 | 0 | 0 | 0 | 0 | .000 | 0 | 0 | 0-0 | 0 | 3 | 0 | 1.000 |
| HENDRICKSON, Josh | .000 | 3-2 | 0 | 0 | 0 | 0 | 0 | 0 | 0 | 0 | .000 | 0 | 0 | 0 | 0 | .000 | 0 | 0 | 0-0 | 0 | 1 | 1 | .500 |
| Totals | .263 | 9-9 | 285 | 56 | 75 | 21 | 1 | 0 | 45 | 98 | .344 | 45 | 15 | 38 | 5 | .388 | 3 | 3 | 17-22 | 228 | 96 | 18 | .947 |
| Opponents | .207 | 9-9 | 275 | 29 | 57 | 3 | 2 | 0 | 26 | 64 | .233 | 34 | 3 | 52 | 7 | .297 | 5 | 1 | 4-11 | 217 | 94 | 17 | .948 |

LOB - Team (82), Opp (65). DPs turned - Team (8), Opp (5). TPs turned - Team (0), Opp (1). IBB - Team (0), Opp (1). Picked off - BOURKE, D 1, KIFT, R 1.

(All games Sorted by Fielding pct)

| Player | c | po | a | e | fld% | dp | sba | csb | sba% | pb | ci |
|--------------------|-----|-----|----|----|-------|----|-----|-----|-------|----|----|
| WRIGHT,Jett | 25 | 19 | 6 | 0 | 1.000 | 1 | 8 | 4 | .667 | 0 | 0 |
| DEAKIN,Ellis | 20 | 18 | 2 | 0 | 1.000 | 1 | 2 | 1 | .667 | 2 | 0 |
| TALBOT,Mason | 14 | 6 | 8 | 0 | 1.000 | 2 | 1 | 0 | 1.000 | 0 | 0 |
| DIGGINS,Chase | 12 | 11 | 1 | 0 | 1.000 | 0 | 1 | 0 | 1.000 | 0 | 0 |
| STEFFENSSEN,James | 8 | 8 | 0 | 0 | 1.000 | 0 | 0 | 0 | --- | 0 | 0 |
| HISCHAR,Ben | 8 | 8 | 0 | 0 | 1.000 | 0 | 0 | 0 | --- | 0 | 0 |
| SCHAFFER,Beauden | 4 | 1 | 3 | 0 | 1.000 | 0 | 1 | 1 | .500 | 0 | 0 |
| SOUTHEE,Lochlan | 4 | 3 | 1 | 0 | 1.000 | 1 | 1 | 0 | 1.000 | 0 | 0 |
| KEMPTON,Lincoln | 3 | 0 | 3 | 0 | 1.000 | 0 | 0 | 1 | .000 | 0 | 0 |
| TAYLOR,Jake | 40 | 35 | 4 | 1 | .975 | 5 | 1 | 0 | 1.000 | 0 | 0 |
| WILLIAMS,Jess | 26 | 7 | 18 | 1 | .962 | 6 | 0 | 0 | --- | 0 | 0 |
| RILEY,Jackson | 22 | 13 | 8 | 1 | .955 | 3 | 3 | 0 | 1.000 | 0 | 0 |
| SUMMERS,Dawson | 17 | 8 | 8 | 1 | .941 | 3 | 0 | 0 | --- | 0 | 0 |
| JOHN,David | 14 | 7 | 6 | 1 | .929 | 0 | 0 | 0 | --- | 0 | 0 |
| BRICE,Frazer | 20 | 16 | 2 | 2 | .900 | 0 | 3 | 0 | 1.000 | 0 | 0 |
| NUTTALL,Ryan | 16 | 10 | 4 | 2 | .875 | 2 | 0 | 1 | .000 | 0 | 0 |
| HAMBURG,Jed | 7 | 6 | 0 | 1 | .857 | 0 | 2 | 0 | 1.000 | 0 | 0 |
| JOHNSON,Alec | 4 | 3 | 0 | 1 | .750 | 0 | 0 | 0 | --- | 0 | 0 |
| WRIGHT-PIHAMA,Tama | 4 | 1 | 2 | 1 | .750 | 0 | 0 | 1 | .000 | 0 | 0 |
| JAMES,Mitchell | 0 | 0 | 0 | 0 | .000 | 0 | 1 | 2 | .333 | 0 | 0 |
| Totals | 268 | 180 | 76 | 12 | .955 | 9 | 12 | 6 | .667 | 2 | 0 |
| Opponents | 254 | 170 | 66 | 18 | .929 | 7 | 23 | 1 | .958 | 0 | 0 |



(All games Sorted by Earned run avg)

| Player | era | w-l | app-gs | cg | sho | sv | ip | h | r | er | bb | so | 2b | 3b | hr | ab | b/avg | wp | hbp | bk | sfa | sha |
|------------------|------|-----|--------|----|-----|----|------|----|----|----|----|----|----|----|----|-----|-------|----|-----|----|-----|-----|
| RYAN,Michael | 0.00 | 0-0 | 3-1 | 0 | 0/0 | 0 | 9.1 | 10 | 0 | 0 | 2 | 3 | 0 | 0 | 0 | 38 | .263 | 1 | 0 | 0 | 0 | 0 |
| LARGE,Jarod | 0.00 | 1-0 | 3-0 | 0 | 0/0 | 0 | 5.1 | 7 | 2 | 0 | 3 | 1 | 0 | 0 | 0 | 24 | .292 | 1 | 0 | 0 | 0 | 0 |
| BAKER,Jake | 0.00 | 1-0 | 3-1 | 0 | 0/0 | 0 | 4.2 | 1 | 0 | 0 | 1 | 6 | 0 | 0 | 0 | 15 | .067 | 0 | 0 | 0 | 0 | 0 |
| RAWLINSON,Joshua | 0.00 | 0-0 | 1-0 | 0 | 0/0 | 1 | 1.0 | 0 | 0 | 0 | 0 | 2 | 0 | 0 | 0 | 3 | .000 | 0 | 0 | 0 | 0 | 0 |
| KENNY,Alan | 0.52 | 1-0 | 3-3 | 0 | 0/0 | 0 | 17.1 | 7 | 1 | 1 | 3 | 10 | 0 | 1 | 0 | 56 | .125 | 1 | 0 | 1 | 1 | 0 |
| HENDRICKSON,Josh | 0.77 | 0-1 | 3-2 | 0 | 0/1 | 0 | 11.2 | 7 | 2 | 1 | 5 | 10 | 0 | 0 | 0 | 40 | .175 | 0 | 0 | 0 | 0 | 0 |
| COSGROVE,Tyson | 1.59 | 1-0 | 3-0 | 0 | 0/0 | 0 | 5.2 | 3 | 4 | 1 | 5 | 5 | 0 | 0 | 0 | 17 | .176 | 0 | 0 | 1 | 1 | 1 |
| STEEDMAN,Rhys | 1.69 | 2-0 | 5-0 | 0 | 0/0 | 1 | 5.1 | 4 | 1 | 1 | 1 | 7 | 0 | 0 | 0 | 17 | .235 | 0 | 0 | 1 | 1 | 0 |
| WILSON,Maclain | 4.50 | 0-0 | 3-0 | 0 | 0/0 | 0 | 4.0 | 4 | 4 | 2 | 2 | 2 | 2 | 0 | 0 | 17 | .235 | 0 | 1 | 0 | 1 | 0 |
| OEHME,Alexander | 9.00 | 1-0 | 3-0 | 0 | 0/1 | 0 | 4.0 | 3 | 6 | 4 | 6 | 2 | 0 | 0 | 0 | 14 | .214 | 0 | 1 | 0 | 0 | 0 |
| SILVI,Callan | 9.39 | 0-1 | 2-2 | 0 | 0/0 | 0 | 7.2 | 11 | 9 | 8 | 6 | 4 | 1 | 1 | 0 | 34 | .324 | 2 | 1 | 0 | 1 | 0 |
| Totals | 2.13 | 7-2 | 9-9 | 0 | 1/1 | 2 | 76.0 | 57 | 29 | 18 | 34 | 52 | 3 | 2 | 0 | 275 | .207 | 5 | 3 | 3 | 5 | 1 |
| Opponents | 5.35 | 2-7 | 9-9 | 0 | 0/0 | 2 | 72.1 | 75 | 56 | 43 | 45 | 38 | 21 | 1 | 0 | 285 | .263 | 15 | 15 | 2 | 3 | 3 |

PB - Team (0), Opp (5). Pickoffs - Team (3), TURNBULL,J 2, LARGE,J 1, Opp (2). SBA/ATT - KING,T (2-5), TURNBULL,J (1-3), WILSON,M (2-2), RYAN,M (1-2), KENNY,A (0-2), SILVI,C (1-1), JONES,C (1-1), HENDRICKSN,J (0-1), COSGROVE,T (0-1), STEEDMAN,R (0-1), BAKER,J (0-1).



U/18
Coaches &
Bat Boy 🔥

RICCOLLAGE

WA Perth HEAT Under 25s 2014 National Championship

Coaches Report

SELECTION TRIALS AND TEAM PRACTICE

- Trials commenced 29th August at Barbagallo Ballpark with only 16 players attending the 1st trial. Calls were made by the coaching and executive staff to inform players of the trials and possibly have more players attending.
- The team played 3 games in the Wanerloo Cup which were a great benefit to the players and the team's preparation.
- Serious consideration and thought needs to be made on how we attract future players for this program. Again we have struggled to fill the team and were required to ring players asking for interest and availability.

ACCOMMODATION

The team stayed in Cairns at the Rydges hotel. This was a 25 minute drive to the field, had great dining areas for the team and close to all that was required by the players and staff. The hotel had a swimming pool which was used for rehab and after game recovery by players and staff. Breakfast and the teams playing laundry were part of the accommodation costs. Lunches were prepared by the organizers and were available before or after games every day.

CHAMPIONSHIPS

- The championships were held Cairns, Qld at Trinity Beach baseball complex over from the 29th of September to the 4th of October.
- It was run by Baseball Australia in conjunction with Baseball Queensland. No issues during the championships and was run well by all involved.
- The team played competitive baseball throughout the tournament eventually going down to a strong NSW team in the Gold medal game on the final day. Credit to all the players for their outstanding performances against some very good opposition.
- Congratulations to Robbie Ireton on making the All-star team as an outfielder.

STAFF

Assistant coach: Justin Hoen
Pitching coach: Lee Hogan
Executive officer/Sports Trainer: Carol Williams

Many thanks to all the staff who gave up their time prior and during the tournament.

To BWA, thank you for the opportunity to be involved in the 25's state program. I have again enjoyed the experience and look forward to continuing in this role

Thanks
Rod Drew

(All games Sorted by Earned run avg)

| Player | era | w-l | app-gs | cg | sho | sv | ip | h | r | er | bb | so | 2b | 3b | hr | ab | b/avg | wp | hbp | bk | sfa | sha |
|-------------------|-------|-----|--------|----|-----|----|------|----|----|----|----|----|----|----|----|-----|-------|----|-----|----|-----|-----|
| SHORTO, Benjamin | 0.00 | 1-0 | 2-1 | 0 | 0/1 | 0 | 6.0 | 3 | 0 | 0 | 2 | 5 | 1 | 0 | 0 | 22 | .136 | 0 | 0 | 0 | 0 | 0 |
| WALDOCK, Bayden | 0.00 | 0-0 | 1-0 | 0 | 0/0 | 0 | 1.0 | 0 | 0 | 0 | 0 | 1 | 0 | 0 | 0 | 4 | .000 | 0 | 0 | 0 | 0 | 0 |
| MANN, Luke | 0.84 | 0-1 | 2-2 | 0 | 0/0 | 0 | 10.2 | 7 | 1 | 1 | 1 | 2 | 1 | 0 | 0 | 38 | .184 | 0 | 0 | 0 | 0 | 0 |
| HEPPLESTON, Darcy | 3.45 | 1-1 | 3-3 | 1 | 0/0 | 0 | 15.2 | 15 | 9 | 6 | 8 | 6 | 2 | 0 | 1 | 60 | .250 | 2 | 0 | 0 | 1 | 0 |
| COSGROVE, Joshua | 4.32 | 1-0 | 4-0 | 0 | 0/0 | 0 | 8.1 | 8 | 8 | 4 | 6 | 3 | 1 | 0 | 0 | 31 | .258 | 2 | 0 | 1 | 2 | 0 |
| SILVI, Joshua | 5.14 | 1-1 | 3-2 | 0 | 0/0 | 0 | 7.0 | 12 | 14 | 4 | 8 | 5 | 1 | 1 | 0 | 33 | .364 | 2 | 0 | 0 | 0 | 1 |
| GREAVES, Todd | 6.23 | 1-1 | 2-1 | 0 | 0/1 | 0 | 4.1 | 3 | 3 | 3 | 4 | 1 | 1 | 0 | 0 | 17 | .176 | 0 | 1 | 1 | 0 | 0 |
| DOWLING, Joshua | 7.36 | 0-0 | 2-0 | 0 | 0/0 | 0 | 7.1 | 12 | 8 | 6 | 4 | 6 | 1 | 0 | 1 | 31 | .387 | 2 | 1 | 0 | 2 | 0 |
| MILLSON, Adam | 9.00 | 1-0 | 3-0 | 0 | 0/0 | 0 | 3.0 | 5 | 3 | 3 | 2 | 4 | 1 | 0 | 0 | 13 | .385 | 1 | 0 | 0 | 1 | 0 |
| MATAVESI, Joshua | 12.27 | 0-0 | 3-1 | 0 | 0/0 | 0 | 3.2 | 7 | 6 | 5 | 6 | 1 | 1 | 1 | 0 | 14 | .500 | 0 | 0 | 0 | 0 | 1 |
| Totals | 4.30 | 6-4 | 10-10 | 1 | 1/1 | 0 | 67.0 | 72 | 52 | 32 | 41 | 34 | 10 | 2 | 2 | 263 | .274 | 9 | 2 | 2 | 6 | 2 |
| Opponents | 4.18 | 4-6 | 10-10 | 1 | 2/2 | 2 | 66.2 | 63 | 54 | 31 | 43 | 54 | 14 | 0 | 1 | 260 | .242 | 10 | 7 | 2 | 2 | 3 |

PB - Team (4), BOWEY, J 3, MATAVESI, J 1, Opp (4). Pickoffs - Team (1), HEPPLESTON, D 1, Opp (3). SBA/ATT - BOWEY, J (10-13), SILVI, J (4-5), HEPPLESTON, D (3-4), MATAVESI, J (2-3), DIXON, M (1-2), GREAVES, T (1-1), COSGROVE, J (0-1), MANN, L (1-1), DOWLING, J (1-1), MILLSON, A (1-1).

Open record: 6-4

| Player | avg | gp-gs | ab | r | h | 2b | 3b | hr | rbi | tb | slg% | bb | hbp | so | gdp | ob% | sf | sh | sb-att | po | a | e | fld% |
|-------------------|------|-------|-----|----|----|----|----|----|-----|----|------|----|-----|----|-----|-------|----|----|--------|-----|----|----|-------|
| IRETON,Robert | .355 | 9-9 | 31 | 5 | 11 | 4 | 0 | 0 | 4 | 15 | .484 | 2 | 0 | 4 | 0 | .394 | 0 | 0 | 3-3 | 23 | 2 | 1 | .962 |
| CARNEY,Sean | .318 | 8-7 | 22 | 3 | 7 | 3 | 0 | 0 | 3 | 10 | .455 | 1 | 0 | 4 | 1 | .348 | 0 | 0 | 0-0 | 6 | 10 | 4 | .800 |
| MATAVESI,Joshua | .294 | 7-6 | 17 | 2 | 5 | 1 | 0 | 0 | 3 | 6 | .353 | 1 | 0 | 4 | 0 | .316 | 1 | 0 | 0-0 | 8 | 1 | 0 | 1.000 |
| PIRONE,Jared | .273 | 6-4 | 11 | 4 | 3 | 0 | 0 | 0 | 2 | 3 | .273 | 1 | 1 | 1 | 0 | .385 | 0 | 0 | 0-0 | 5 | 0 | 2 | .714 |
| DIXON,Matthew | .261 | 9-9 | 23 | 7 | 6 | 0 | 0 | 0 | 2 | 6 | .261 | 5 | 0 | 3 | 0 | .393 | 0 | 0 | 1-1 | 14 | 18 | 2 | .941 |
| DOORN,Cameron | .250 | 8-7 | 16 | 5 | 4 | 1 | 0 | 0 | 3 | 5 | .313 | 5 | 0 | 1 | 0 | .429 | 0 | 1 | 3-3 | 10 | 16 | 4 | .867 |
| DOWLING,Joshua | .250 | 3-1 | 4 | 1 | 1 | 0 | 0 | 0 | 2 | 1 | .250 | 0 | 0 | 0 | 0 | .250 | 0 | 0 | 0-0 | 0 | 2 | 0 | 1.000 |
| WILLIAMS,Mitchell | .222 | 10-9 | 27 | 4 | 6 | 1 | 0 | 0 | 4 | 7 | .259 | 7 | 1 | 5 | 1 | .400 | 0 | 2 | 3-6 | 16 | 2 | 0 | 1.000 |
| MIGRO,Brandon | .222 | 6-5 | 9 | 3 | 2 | 1 | 0 | 0 | 3 | 3 | .333 | 4 | 0 | 3 | 0 | .462 | 0 | 0 | 0-1 | 5 | 0 | 0 | 1.000 |
| GENDALL,Adam | .217 | 10-9 | 23 | 6 | 5 | 1 | 0 | 0 | 3 | 6 | .261 | 4 | 3 | 6 | 1 | .387 | 1 | 0 | 0-0 | 59 | 5 | 1 | .985 |
| MILLSON,Adam | .172 | 10-8 | 29 | 7 | 5 | 1 | 0 | 1 | 7 | 9 | .310 | 2 | 0 | 8 | 0 | .226 | 0 | 0 | 2-2 | 12 | 2 | 0 | 1.000 |
| BOWEY,Jake | .167 | 9-8 | 24 | 4 | 4 | 1 | 0 | 0 | 0 | 5 | .208 | 5 | 0 | 6 | 0 | .310 | 0 | 0 | 0-0 | 25 | 9 | 2 | .944 |
| SHORTO,Benjamin | .167 | 8-7 | 18 | 2 | 3 | 0 | 0 | 0 | 3 | 3 | .167 | 2 | 1 | 7 | 1 | .286 | 0 | 0 | 1-2 | 9 | 18 | 1 | .964 |
| HEPPLESTON,Jacob | .167 | 4-2 | 6 | 1 | 1 | 0 | 0 | 0 | 1 | 1 | .167 | 1 | 0 | 2 | 0 | .286 | 0 | 0 | 0-0 | 1 | 0 | 1 | .500 |
| SILVI,Joshua | .000 | 3-2 | 0 | 0 | 0 | 0 | 0 | 0 | 0 | 0 | .000 | 0 | 0 | 0 | 0 | .000 | 0 | 0 | 0-0 | 2 | 2 | 2 | .667 |
| MANN,Luke | .000 | 2-2 | 0 | 0 | 0 | 0 | 0 | 0 | 0 | 0 | .000 | 0 | 0 | 0 | 0 | .000 | 0 | 0 | 0-0 | 4 | 1 | 0 | 1.000 |
| GREAVES,Todd | .000 | 2-1 | 0 | 0 | 0 | 0 | 0 | 0 | 0 | 0 | .000 | 0 | 1 | 0 | 0 | 1.000 | 0 | 0 | 0-0 | 0 | 0 | 0 | .000 |
| COSGROVE,Joshua | .000 | 4-0 | 0 | 0 | 0 | 0 | 0 | 0 | 0 | 0 | .000 | 0 | 0 | 0 | 0 | .000 | 0 | 0 | 0-0 | 0 | 2 | 0 | 1.000 |
| HEPPLESTON,Darcy | .000 | 3-3 | 0 | 0 | 0 | 0 | 0 | 0 | 0 | 0 | .000 | 0 | 0 | 0 | 0 | .000 | 0 | 0 | 0-0 | 1 | 2 | 0 | 1.000 |
| WALDOCK,Bayden | .000 | 3-1 | 0 | 0 | 0 | 0 | 0 | 0 | 0 | 0 | .000 | 3 | 0 | 0 | 0 | 1.000 | 0 | 0 | 0-0 | 1 | 0 | 0 | 1.000 |
| Totals | .242 | 10-10 | 260 | 54 | 63 | 14 | 0 | 1 | 40 | 80 | .308 | 43 | 7 | 54 | 4 | .362 | 2 | 3 | 13-18 | 201 | 92 | 20 | .936 |
| Opponents | .274 | 10-10 | 263 | 52 | 72 | 10 | 2 | 2 | 42 | 92 | .350 | 41 | 2 | 34 | 7 | .369 | 6 | 2 | 12-16 | 200 | 82 | 19 | .937 |

LOB - Team (63), Opp (63). DPs turned - Team (8), Opp (4). IBB - Team (1), CARNEY,S 1. Picked off - DOORN,C 1, CARNEY,S 1, PIRONE,J 1.

(All games Sorted by Fielding pct)

| Player | c | po | a | e | fld% | dp | sba | csb | sba% | pb | ci |
|-------------------|-----|-----|----|----|-------|----|-----|-----|-------|----|----|
| WILLIAMS,Mitchell | 18 | 16 | 2 | 0 | 1.000 | 0 | 0 | 0 | --- | 0 | 0 |
| MILLSON,Adam | 14 | 12 | 2 | 0 | 1.000 | 1 | 1 | 0 | 1.000 | 0 | 0 |
| MATAVESI,Joshua | 9 | 8 | 1 | 0 | 1.000 | 0 | 2 | 1 | .667 | 1 | 0 |
| MIGRO,Brandon | 5 | 5 | 0 | 0 | 1.000 | 0 | 0 | 0 | --- | 0 | 0 |
| MANN,Luke | 5 | 4 | 1 | 0 | 1.000 | 0 | 1 | 0 | 1.000 | 0 | 0 |
| HEPPLESTON,Darcy | 3 | 1 | 2 | 0 | 1.000 | 0 | 3 | 1 | .750 | 0 | 0 |
| COSGROVE,Joshua | 2 | 0 | 2 | 0 | 1.000 | 0 | 0 | 1 | .000 | 0 | 0 |
| DOWLING,Joshua | 2 | 0 | 2 | 0 | 1.000 | 0 | 1 | 0 | 1.000 | 0 | 0 |
| WALDOCK,Bayden | 1 | 1 | 0 | 0 | 1.000 | 0 | 0 | 0 | --- | 0 | 0 |
| GENDALL,Adam | 65 | 59 | 5 | 1 | .985 | 7 | 0 | 0 | --- | 0 | 0 |
| SHORTO,Benjamin | 28 | 9 | 18 | 1 | .964 | 2 | 0 | 0 | --- | 0 | 0 |
| IRETON,Robert | 26 | 23 | 2 | 1 | .962 | 0 | 0 | 0 | --- | 0 | 0 |
| BOWEY,Jake | 36 | 25 | 9 | 2 | .944 | 0 | 10 | 3 | .769 | 3 | 0 |
| DIXON,Matthew | 34 | 14 | 18 | 2 | .941 | 3 | 1 | 1 | .500 | 0 | 0 |
| DOORN,Cameron | 30 | 10 | 16 | 4 | .867 | 6 | 0 | 0 | --- | 0 | 0 |
| CARNEY,Sean | 20 | 6 | 10 | 4 | .800 | 3 | 0 | 0 | --- | 0 | 0 |
| PIRONE,Jared | 7 | 5 | 0 | 2 | .714 | 0 | 0 | 0 | --- | 0 | 0 |
| SILVI,Joshua | 6 | 2 | 2 | 2 | .667 | 0 | 4 | 1 | .800 | 0 | 0 |
| HEPPLESTON,Jacob | 2 | 1 | 0 | 1 | .500 | 0 | 0 | 0 | --- | 0 | 0 |
| GREAVES,Todd | 0 | 0 | 0 | 0 | .000 | 0 | 1 | 0 | 1.000 | 0 | 0 |
| Totals | 313 | 201 | 92 | 20 | .936 | 8 | 12 | 4 | .750 | 4 | 0 |
| Opponents | 301 | 200 | 82 | 19 | .937 | 4 | 13 | 5 | .722 | 4 | 0 |

| Game date | Opposing team | Score | r-h-e | / | r-h-e | Inns | Overall | Open | Pitcher of record | Attend | Time | |
|--------------|-------------------------|-------|-------------|---|---------|------|---------|------|-------------------|--------|-------------------|--------|
| Sep 29, 2014 | SOUTH AUSTRALIA BITE | W | <u>11-9</u> | | 11-6-3 | / | 9-8-4 | 7 | 1-0-0 | 1-0-0 | COSGROVE,J (W) | 0 2:15 |
| Sep 29, 2014 | at Queensland Bandits | W | <u>8-3</u> | | 8-10-0 | / | 3-9-1 | 7 | 2-0-0 | 1-0-0 | SILVI,J (W) | 0 2:06 |
| Sep 30, 2014 | at NSW Blue Sox | L | <u>0-1</u> | | 0-2-0 | / | 1-5-2 | 7 | 2-1-0 | 1-0-0 | MANN,L (L) | 0 1:38 |
| Sep 30, 2014 | VICTORIA ACES | L | <u>1-5</u> | | 1-4-4 | / | 5-7-1 | 7 | 2-2-0 | 1-1-0 | GREAVES,T (L 0-1) | 0 2:20 |
| Oct 01, 2014 | at Victoria Aces | W | <u>8-6</u> | | 8-11-2 | / | 6-6-1 | 8 | 3-2-0 | 2-1-0 | SHORTO,B (W 1-0) | 0 2:27 |
| Oct 02, 2014 | QUEENSLAND BANDITS | W | <u>3-2</u> | | 3-4-1 | / | 2-7-0 | 7 | 4-2-0 | 2-1-0 | HEPPLESTON,D (W) | 0 1:31 |
| Oct 02, 2014 | at South Australia Bite | W | <u>13-0</u> | | 13-11-2 | / | 0-3-5 | 5 | 5-2-0 | 2-1-0 | GREAVES,T (W) | 0 2:49 |
| Oct 03, 2014 | NSW BLUE SOX | L | <u>2-14</u> | | 2-3-6 | / | 14-12-1 | 5 | 5-3-0 | 2-1-0 | SILVI,J (L) | 0 1:41 |
| Oct 03, 2014 | QUEENSLAND BANDITS | W | <u>8-7</u> | | 8-9-2 | / | 7-7-4 | 7 | 6-3-0 | 3-1-0 | MILLSON,A (W 1-0) | 0 2:13 |
| Oct 04, 2014 | at NSW Blue Sox | L | <u>0-5</u> | | 0-3-0 | / | 5-8-0 | 9 | 6-4-0 | 3-1-0 | HEPPLESTON,D (L) | 0 2:16 |

() extra inning game

WA State HEAT Youth Womens 2015 National Championship

Coaches Report

The WA Women's Heat Under 15's team travelled to Narrabundah Ballpark ACT. The tournament was moved from April to January to come in line with all other national championships.

STAFF:

| | |
|------------------|--------------------------|
| Head Coach: | Peter Torpy |
| Assistant Coach: | Joe Borgomastro |
| Assistant Coach: | Wen Wong (Frankie) Chong |
| EO: | Leanne Haggart |
| Bat Boy: | Zander Goodwin |

TEAM:

| | |
|-----------------|---------------------|
| Kelsey Brennan | Mikayla Hyde |
| Hollie Crisp | Sarah McMahon |
| Megan Everitt | Caitlin Mottram |
| Caitlin Eynon | Jaimee Quartermaine |
| Camryn Fagan | Rachael Taylor |
| Breanna Goodwin | Taylah Watkinson |
| Caitlin Gordon | Caitlin Randall |
| Meaghan Haggart | |

TRIALS

Due to the movement of the National Championships to January we had a small amount of time to prepare. We didn't get the chance to really advertise to get more young ladies involved in the tryouts which resulted in only 11 true WA girls. We lost a few to the age limit from April and we were lucky enough to keep a few since the tournament was bought forward! Otherwise we may not have had a team to send. Youth Women's baseball is still only about a year old and a lot more has to be done to keep it going. We manage to keep our friendship player from SA and we also picked up 3 friendship players from NSW to complete our team at 15 players (the min required to compete.) Our trials were spread over 3 days. We managed to use the field at Darling Range High School, Swan Districts Jnrs Baseball Club and also Gosnells Baseball club.

TRAINING

As we only had 11 players and again the short notice we only had about 9 weeks of training and with club training and Christmas, we sometimes only had 6 girls at training so was very hard for the girls to bond and get the work in. The hardest obstacle found was just being able to go through team drills etc. We also had a big problem with fatigue,

some girls were playing 5-6 games every weekend with Charter, jnrs and seniors. It was very challenging which I believe the coaches did a great job managing. I could sense very quickly that another obstacle in this team was distractions. Whether that be not turning up for training to worrying about things we couldn't control ie why did we start so late etc. We still worked a lot on basics, putting more on the basics of pitching, holding base runners and also base running offensively.

TOURNAMENT

DAY 1 - We had a tough first day going up against the reigning champions NSW, who have been undefeated since the tournament was introduced. We got 2 runs to start things off in the top half of the 1st but couldn't hold NSW in the bottom half as we gave up 5 on 4 hits and 4 errors. This really hurt the girls who could not recover. NSW scored 2 in the 2nd and 1 in the 3rd. Our starting pitcher Breanna Goodwin did a remarkable job for us we just couldn't get the hits that we needed. We scored 3 in the top of the 4th and 1 more in the 5th while NSW scored once more in the 4th. We finished the game 9-6. Our fielding hurt us giving up 5 errors and also our hitting as we could only manage 1 hit for the game. The positive side that we really worked on was our discipline! Picking up 8 walks.

DAY 2 - Was the time to bounce back! First game was against NSW C. We started Sarah McMahon our SA friendship player. Sarah had a little control issues but she battled and did a great job. Once she settled. We gave up 3 in the top of the first and then 0 in the second. On the offensive side of things we stated great! 4 in the first 2 in the 2nd, 1 in the 3rd and 2 in the 4th! It was a great battle. Having the pitching limits we used 4 pitchers in the game. NSW only could score 3 for the rest of the game and we came out winners 9-6. Offensively we had great performances by Megan Everitt (1-3, 3R 3SB) Kelsey Brennan (2-2, 2B 2R 1RBI 3SB) Caitlin Gordon (2-2 1R 2RBI) and Meaghan Haggart (1-2, 1R 1RBI 1SB) In the afternoon game we came up against QLD. We won 16-5. Caitlin Gordon pitching was outstanding 3in 3h 2r 2bb 6 so while Kelsey led us offensively with 4 hits and 5 rbi's.

DAY 3 was a huge day for us offensively as we beat ACT 19-3. The star of this game was our pitcher Jaimee Quartermaine who threw a complete game in just a substantial limit! 4in 4h 3er 2bb 2so for 62 pitches. This was a real boost to the girls confidence winners 16-5. Top

performances Kelsey Brennan (4-4, 3x2B 3B 3R 5RBI) and Caitlin Gordon pitching 3in 3h 2er 2bb 6SO. Offensively we had some girls step up Megan Everitt (2-3 3R 1RBI 2B) Kelsey Brennan continued to have an outstanding tournament (2-4 2R 2RBI 3sb), Mikayla Hyde (1-1 3R 1RBI) Caitlin Eynon (1-3 1R 2RBI 3B) Sarah McMahon (1-2 2R 1RBI 4SB).

In the afternoon game we had QLD again and again we were led by our starting pitcher Kelsey Brennan 3.1in 1h 0r 1bb 6so for 51 pitches. Kelsey was just 2 outs from another complete game for our pitching staff. We came out winners 16-0. We only gave up 1 hit and a walk for the game – 2 base runners! Offensively a great team effort collection 12 hits. 3 to Megan Everitt, 2 to Kelsey Brenna, Caitlin Gordon, Sarah McMahon and Caitlin Eynon.

DAY 4 – we had the 1 game against NSWC. The girls new we win this and we will finish top 2 and go in to the gold medal game against NSW. Again pitching was outstanding. Breanna Goodwin 3in 4h 0r 3bb 2so and then Rachael Taylor completing the shout out 1in 0h 0r 1bb. As we won 15-0. Again only giving up only 4 hits for the game! Offensively everyone that had an AB got a hit! We had the Australian scout watching a few girls at this game and they didn't disappoint.

DAY 5 – Was another great combined effort pitching from Megan Everitt 1.2in 1h 0r 0bb 2so, Sarah McMahon 1.1in 1h 0r 1bb 2so and Caitlin Eynon 1in 1h 0r 0bb 1so. As we won the first game against ACT 17-0. We took advantage of a struggling ACT side who was running out of pitchers by collecting 8 hits, 6bb and 5hbp. Kelsey Brennan 3 hits the only batter with multi hits.

The afternoon game was really a game where it was tough as it was against NSW who we knew we were playing in the gold medal game the next day and both teams didn't want to show each other much or use too many pitchers. We asked a big effort from Hollie Crisp who had never pitched before to go out and throw a major assignment for the team which would rule her out of the gold medal game. And did she deliver for a first time. 2.1in 4h 9r 3er 4bb 1so for 70 pitches. Unfortunately we made way too many errors for the game making 7. Cameron Fagan came on for a great effort as well for 1.1in 3h 9r 3er 6bb and Caitlin Randall 0.1in 1so. We only could manage 2 hits. Going down 18-2.

DAY 6 – GOLD MEDAL GAME – We unfortunately have been hit with injuries throughout the tournament losing 2 girls for the tournament plus have used 1 pitcher for a major our squad was only down to 12. The girls fought hard the who game. The powerful line up of NSW managed to get on the board in the bottom of the 3rd with 1 run. To our girls credit they bounced back straight away with 3 in the top of the 4th. With such an outstanding effort from our starting pitcher Caitlin Gordon 3.2in 9h 5r 1er 1bb 4so. The best part was her ability to hold the base runners was a big part to keeping us in the game. Unfortunately the rules played a big part that we could only bring pitchers from the bench whilst in the field hurt us. NSW put a 6 on in the bottom of the 4th and then added 2 in the 5th and 1 in the 6th. We went down 10-3 in 7 innings.

All the girls contributed throughout the tournament and did an outstanding effort. Some young ladies did remarkable Kelsey Brennan was MVP of the Tournament and also Golden Arm. And Megan Everitt came away with the Fielding award. Kelsey also went on to get selected for the national side which toured Japan. We have a lot of developing to do in WA as with a lot of the girls now being too old we may struggle to have a side – a shame since from 2 years we have 2 silver medals.

COACHES

Joe Borgomastro and Frankie Chong were the assistant coaches and both did a magnificent job. My thanks to both as they made my job a lot easier. Their knowledge of the game and also their willingness to take on new ideas. We really worked well together! Both I believe will be very good coaches in their own right in the near future.

Leanne Haggart who was our EO was outstanding. Leanne put her hand up as a first time EO and the amount of effort was second to none. Leanne learnt a lot as seeing what is involved from a coaches side of things is not just show up and it happens. There were some long nights and handling of the girls was enormous off the field. Thank you Leanne Zander Goodwin bat boy did a remarkable job for us too and I thank you for your effort and time.

Peter Torpy
WA Youth Women's Coach

Under 15 record: 6-2

| Player | avg | gp-gs | ab | r | h | 2b | 3b | hr | rbi | tb | slg% | bb | hbp | so | gdp | ob% | sf | sh | sb-att | po | a | e | fld% |
|---------------------|------|-------|-----|-----|----|----|----|----|-----|----|-------|----|-----|----|-----|------|----|----|--------|----|----|----|-------|
| BRENNAN,Kelsey | .625 | 8-8 | 24 | 16 | 15 | 4 | 3 | 0 | 16 | 25 | 1.042 | 4 | 0 | 1 | 0 | .679 | 0 | 0 | 10-10 | 10 | 11 | 5 | .808 |
| MCCMAHON,Sarah | .455 | 5-5 | 11 | 7 | 5 | 1 | 0 | 0 | 2 | 6 | .545 | 3 | 1 | 0 | 1 | .600 | 0 | 0 | 9-9 | 7 | 6 | 2 | .867 |
| EVERITT,Megan | .438 | 7-7 | 16 | 14 | 7 | 1 | 1 | 0 | 3 | 10 | .625 | 7 | 0 | 2 | 0 | .609 | 0 | 1 | 13-13 | 11 | 3 | 0 | 1.000 |
| GORDON,Caitlin | .429 | 6-6 | 14 | 5 | 6 | 2 | 0 | 0 | 10 | 8 | .571 | 3 | 0 | 1 | 0 | .500 | 1 | 0 | 3-3 | 20 | 0 | 0 | 1.000 |
| HAGGART,Meaghan | .400 | 6-6 | 15 | 8 | 6 | 1 | 1 | 0 | 2 | 9 | .600 | 0 | 3 | 2 | 0 | .500 | 0 | 0 | 7-8 | 26 | 6 | 2 | .941 |
| EYNON,Caitlin | .385 | 5-5 | 13 | 5 | 5 | 1 | 1 | 0 | 4 | 8 | .615 | 3 | 0 | 6 | 0 | .500 | 0 | 0 | 1-1 | 2 | 7 | 0 | 1.000 |
| HYDE,Mikayla | .333 | 6-6 | 12 | 7 | 4 | 0 | 1 | 0 | 5 | 6 | .500 | 4 | 2 | 1 | 0 | .526 | 1 | 0 | 5-5 | 3 | 6 | 1 | .900 |
| GOODWIN,Breanna | .273 | 6-5 | 11 | 7 | 3 | 0 | 0 | 0 | 3 | 3 | .273 | 5 | 0 | 5 | 0 | .500 | 0 | 0 | 3-3 | 14 | 1 | 3 | .833 |
| WATKINSON,Taylah | .250 | 3-2 | 4 | 2 | 1 | 0 | 0 | 0 | 2 | 1 | .250 | 0 | 2 | 0 | 0 | .500 | 0 | 0 | 0-0 | 2 | 3 | 0 | 1.000 |
| FAGAN,Camryn | .214 | 6-5 | 14 | 11 | 3 | 0 | 0 | 0 | 7 | 3 | .214 | 6 | 1 | 6 | 0 | .476 | 0 | 0 | 0-1 | 1 | 4 | 0 | 1.000 |
| RANDALL,Caitlyn | .200 | 4-4 | 10 | 4 | 2 | 1 | 0 | 0 | 6 | 3 | .300 | 4 | 0 | 2 | 0 | .429 | 0 | 0 | 0-0 | 0 | 1 | 0 | 1.000 |
| TAYLOR,Rachael | .200 | 4-4 | 5 | 5 | 1 | 0 | 0 | 0 | 1 | 1 | .200 | 5 | 1 | 4 | 0 | .636 | 0 | 0 | 3-3 | 0 | 2 | 0 | 1.000 |
| QUARTERMAINE,Jaimee | .143 | 4-4 | 7 | 3 | 1 | 0 | 0 | 0 | 3 | 1 | .143 | 2 | 2 | 1 | 0 | .455 | 0 | 0 | 0-0 | 1 | 1 | 1 | .667 |
| CRISP,Hollie | .143 | 5-4 | 7 | 5 | 1 | 0 | 0 | 0 | 3 | 1 | .143 | 6 | 1 | 6 | 0 | .571 | 0 | 0 | 2-2 | 1 | 3 | 1 | .800 |
| MOTTRAM,Caitlyn | .000 | 1-1 | 3 | 1 | 0 | 0 | 0 | 0 | 0 | 0 | .000 | 0 | 0 | 3 | 0 | .000 | 0 | 0 | 0-0 | 1 | 0 | 1 | .500 |
| Totals | .361 | 8-8 | 166 | 100 | 60 | 11 | 7 | 0 | 67 | 85 | .512 | 52 | 13 | 40 | 1 | .536 | 2 | 1 | 56-58 | 99 | 54 | 16 | .905 |
| Opponents | .271 | 8-8 | 133 | 41 | 36 | 8 | 0 | 0 | 25 | 44 | .331 | 41 | 5 | 33 | 1 | .458 | 0 | 0 | 32-37 | 95 | 33 | 36 | .780 |

LOB - Team (40), Opp (40). DPs turned - Team (4), Opp (3). CI - Team (1), HAGGART,M 1, Opp (1). Picked off - GOODWIN,B 1.

(All games Sorted by Fielding pct)

| Player | c | po | a | e | fld% | dp | sba | csb | sba% | pb | cl |
|---------------------|-----|----|----|----|-------|----|-----|-----|-------|----|----|
| GORDON,Caitlin | 20 | 20 | 0 | 0 | 1.000 | 2 | 2 | 1 | .667 | 0 | 0 |
| EVERITT,Megan | 14 | 11 | 3 | 0 | 1.000 | 0 | 3 | 1 | .750 | 0 | 0 |
| EYNON,Caitlin | 9 | 2 | 7 | 0 | 1.000 | 1 | 1 | 0 | 1.000 | 0 | 0 |
| WATKINSON,Taylah | 5 | 2 | 3 | 0 | 1.000 | 1 | 0 | 0 | --- | 0 | 0 |
| FAGAN,Camryn | 5 | 1 | 4 | 0 | 1.000 | 1 | 6 | 0 | 1.000 | 0 | 0 |
| TAYLOR,Rachael | 2 | 0 | 2 | 0 | 1.000 | 1 | 3 | 0 | 1.000 | 0 | 0 |
| RANDALL,Caitlyn | 1 | 0 | 1 | 0 | 1.000 | 0 | 1 | 0 | 1.000 | 0 | 0 |
| HAGGART,Meaghan | 34 | 26 | 6 | 2 | .941 | 1 | 30 | 3 | .909 | 0 | 1 |
| HYDE,Mikayla | 10 | 3 | 6 | 1 | .900 | 0 | 0 | 1 | .000 | 0 | 0 |
| MCCMAHON,Sarah | 15 | 7 | 6 | 2 | .867 | 0 | 1 | 0 | 1.000 | 0 | 0 |
| GOODWIN,Breanna | 18 | 14 | 1 | 3 | .833 | 0 | 6 | 1 | .857 | 0 | 0 |
| BRENNAN,Kelsey | 26 | 10 | 11 | 5 | .808 | 2 | 1 | 0 | 1.000 | 0 | 0 |
| CRISP,Hollie | 5 | 1 | 3 | 1 | .800 | 0 | 9 | 1 | .900 | 0 | 0 |
| QUARTERMAINE,Jaimee | 3 | 1 | 1 | 1 | .667 | 0 | 1 | 0 | 1.000 | 0 | 0 |
| MOTTRAM,Caitlyn | 2 | 1 | 0 | 1 | .500 | 0 | 0 | 0 | --- | 0 | 0 |
| Totals | 169 | 99 | 54 | 16 | .905 | 4 | 32 | 5 | .865 | 0 | 1 |
| Opponents | 164 | 95 | 33 | 36 | .780 | 3 | 56 | 2 | .966 | 1 | 1 |



(All games Sorted by Earned run avg)

| Player | era | w-l | app-gs | cg | sho | sv | ip | h | r | er | bb | so | 2b | 3b | hr | ab | b/avg | wp | hbp | bk | sfa | sha |
|---------------------|-------|-----|--------|----|-----|----|------|----|-----|----|----|----|----|----|----|-----|-------|----|-----|----|-----|-----|
| BRENNAN,Kelsey | 0.00 | 0-0 | 1-1 | 0 | 0/1 | 0 | 3.1 | 1 | 0 | 0 | 1 | 6 | 1 | 0 | 0 | 11 | .091 | 0 | 0 | 0 | 0 | 0 |
| HYDE,Mikayla | 0.00 | 0-0 | 1-0 | 0 | 0/0 | 0 | 1.0 | 1 | 1 | 0 | 3 | 2 | 1 | 0 | 0 | 4 | .250 | 0 | 0 | 0 | 0 | 0 |
| HAGGART,Meaghan | 0.00 | 0-0 | 1-0 | 0 | 0/1 | 0 | 0.2 | 0 | 0 | 0 | 0 | 1 | 0 | 0 | 0 | 2 | .000 | 1 | 0 | 0 | 0 | 0 |
| GORDON,Caitlin | 4.67 | 0-0 | 1-1 | 0 | 0/0 | 0 | 3.0 | 3 | 2 | 2 | 2 | 6 | 1 | 0 | 0 | 11 | .273 | 0 | 0 | 0 | 0 | 0 |
| TAYLOR,Rachael | 4.67 | 0-0 | 2-0 | 0 | 0/1 | 0 | 3.0 | 2 | 2 | 2 | 3 | 1 | 0 | 0 | 0 | 10 | .200 | 1 | 2 | 0 | 0 | 0 |
| QUARTERMAINE,Jaimee | 5.25 | 0-0 | 1-1 | 1 | 0/0 | 0 | 4.0 | 4 | 3 | 3 | 2 | 2 | 0 | 0 | 0 | 15 | .267 | 2 | 1 | 0 | 0 | 0 |
| RANDALL,Caitlyn | 5.25 | 0-0 | 2-0 | 0 | 0/0 | 0 | 1.1 | 1 | 1 | 1 | 2 | 1 | 1 | 0 | 0 | 5 | .200 | 1 | 0 | 0 | 0 | 0 |
| CRISP,Hollie | 6.30 | 0-0 | 3-1 | 0 | 0/0 | 0 | 3.1 | 4 | 9 | 3 | 6 | 1 | 1 | 0 | 0 | 16 | .250 | 4 | 1 | 1 | 0 | 0 |
| GOODWIN,Breanna | 7.00 | 0-0 | 2-2 | 0 | 0/1 | 0 | 5.0 | 10 | 7 | 5 | 5 | 4 | 1 | 0 | 0 | 25 | .400 | 1 | 0 | 0 | 0 | 0 |
| MCMAHON,Sarah | 7.00 | 0-0 | 2-1 | 0 | 0/1 | 0 | 3.0 | 4 | 3 | 3 | 5 | 4 | 1 | 0 | 0 | 11 | .364 | 2 | 1 | 0 | 0 | 0 |
| EYNON,Caitlin | 7.00 | 0-0 | 2-0 | 0 | 0/1 | 0 | 2.0 | 2 | 2 | 2 | 2 | 3 | 0 | 0 | 0 | 7 | .286 | 1 | 0 | 0 | 0 | 0 |
| EVERITT,Megan | 7.00 | 0-0 | 2-1 | 0 | 0/1 | 0 | 2.0 | 1 | 2 | 2 | 4 | 2 | 0 | 0 | 0 | 7 | .143 | 1 | 0 | 0 | 0 | 0 |
| FAGAN,Camryn | 15.75 | 0-0 | 1-0 | 0 | 0/0 | 0 | 1.1 | 3 | 9 | 3 | 6 | 0 | 1 | 0 | 0 | 9 | .333 | 0 | 0 | 0 | 0 | 0 |
| Totals | 5.52 | 0-0 | 8-8 | 1 | 3/3 | 0 | 33.0 | 36 | 41 | 26 | 41 | 33 | 8 | 0 | 0 | 133 | .271 | 14 | 5 | 1 | 0 | 0 |
| Opponents | 15.69 | 0-0 | 8-8 | 0 | 0/0 | 0 | 31.2 | 60 | 100 | 71 | 52 | 40 | 11 | 7 | 0 | 166 | .361 | 40 | 13 | 0 | 2 | 1 |

PB - Team (0), Opp (1). Pickoffs - Team (3), CRISP,H 1, QUARTERMAINE 1, MCMAHON,S 1, Opp (1). SBA/ATT - HAGGART,M (30-33), CRISP,H (9-10), GOODWIN,B (6-7), FAGAN,C (6-6), EVERITT,M (3-4), GORDON,C (2-3), TAYLOR,R (3-3), EYNON,C (1-1), RANDALL,C (1-1), BRENNAN,K (1-1), MCMAHON,S (1-1), QUARTERMAINE (1-1), HYDE,M (0-1).

Baseball WA Ltd

BASEBALL WA
AWARD WINNERS





Annual Report - Baseball WA Ltd

SL PREMIERSHIP HISTORY

| | | | | | |
|---------|----------------|---------|----------------|-----------|----------------|
| 1936 | West | 1964-65 | Victoria Park | 1990-91 | Morley |
| 1937 | West | 1965-66 | Perth | 1991-92 | Morley |
| 1938 | Press | 1966-67 | South Perth | 1992-93 | Wembley |
| 1939 | West | 1967-68 | Perth | 1993-94 | Perth |
| 1940 | Press | 1968-69 | Perth | 1994-95 | Perth |
| 1941 | Press | 1969-70 | West Perth | 1995-96 | Perth |
| 1942-45 | Recess | 1970-71 | Perth | 1996-97 | Perth |
| 1946 | Victoria Park | 1971-72 | Wembley | 1997-98 | Wanneroo |
| 1947 | South Perth | 1972-73 | Wembley | 1998-99 | Wanneroo |
| 1948 | South Perth | 1973-74 | East Fremantle | 1999-2000 | South Perth |
| 1949 | Perth | 1974-75 | Eagles | 2000-01 | South Perth |
| 1950 | Perth | 1975-76 | Perth | 2001-02 | South Perth |
| 1951 | South Perth | 1976-77 | Victoria Park | 2002-03 | Wanneroo |
| 1952 | South Perth | 1977-78 | Wembley | 2003-04 | South Perth |
| 1953 | Swan Districts | 1978-79 | Victoria Park | 2004-05 | South Perth |
| 1954 | Swan Districts | 1979-80 | Wembley | 2005-06 | Perth |
| 1955 | Swan Districts | 1980-81 | Victoria Park | 2006-07 | Swan Districts |
| 1956 | Swan Districts | 1981-82 | Victoria Park | 2007-08 | Swan Districts |
| 1957 | Swan Districts | 1982-83 | Perth | 2008-09 | Wanneroo |
| 1958 | Swan Districts | 1983-84 | Perth | 2009-10 | Morley Eagles |
| 1959 | Swan Districts | 1984-85 | Victoria Park | 2010-11 | Wanneroo |
| 1960 | Perth | 1985-86 | Morley | 2011-12 | South Perth |
| 1961 | Perth | 1986-87 | Cockburn | 2012-13 | South Perth |
| 1962 | Swan Districts | 1987-88 | Melville | 2013-14 | Braves |
| 1963 | Swan Districts | 1988-89 | Melville | 2014-15 | Braves |
| 1963-64 | West Perth | 1989-90 | West Stirling | | |

STATE LEAGUE ALL-STAR TEAM

| | |
|---------------------|---|
| Catcher | Ray Ortega, Perth Baseball Club |
| First Base | Michael Mandarino, Perth Baseball Club |
| Second Base | Miles Parker, Wembley Baseball Club |
| Third Base | Brett Walters, South Perth Baseball Club |
| Short Stop | Jalen McGee, West Stirling Baseball Club |
| Outfield | Jason Warburton, Perth Baseball Club |
| | Max Wheeler, South Perth Baseball Club |
| | Graeme Scorer, Braves Baseball Club |
| Designated Hitter | Lachlan Dale, Morley Eagles Baseball Club |
| RH Starting Pitcher | Joseph Parsons, Morley Baseball Club |
| LH Starting Pitcher | Ryan Bollinger, Braves Baseball Club |
| Relief Pitcher | Tom Bailey, Wanneroo Baseball Club |
| Manager | Ken McGee, West Stirling Baseball Club |



Annual Report - Baseball WA Ltd

SL FAIREST & BEST

The Neville Pratt Medal

Previously the "Presidents' Medal" 1952-2000 & Incorporating the James Garfield Crawford Memorial Award
(1984-85 onwards)

| | | | |
|-----------|---|------------------------|---|
| 1952 | Jim Dore, South Perth | 1984-85 | Doug Mateljan, Swan Districts |
| 1953 & 54 | Doug Stewart, Wembley | 1985-86 | Graham Ward, Swan Districts |
| 1955 | Don Callanan, West Perth | 1986-87 | Ray Michell, Wembley |
| 1956 | Kevin Parry, Northern Suburbs | 1987-88 | Dave Rusin, Melville |
| 1957 | Kaye Greenham, Swan Districts | 1988-89 | Dave Rusin, Melville |
| 1958 | Bob Meloncelli, Victoria Park | 1989-90 | Brett List, Perth |
| 1959 | Norm Macey Jnr, West Perth | 1990-91 | Kevin Driscoll, Morley |
| 1960 | Bob Meloncelli, VicPark & Brian Wren, West Perth | 1991-92 | Dave Rusin, Melville |
| 1961 | Neville Pratt, Nedlands | 1992-93 | John Greenleaf, Wemb & Steve Johnson, W Stirling |
| 1962 | Eddie Hayes & Denis Adams, Victoria Park | 1993-94 | Dave Rusin, Melville |
| 1963 | Mel O'Hern, Swan Districts | 1994-95 | Dave Rusin, South Perth |
| 1963-64 | Graeme Menner, South Perth | 1995-96 | Jeff Wishart, Wembley |
| 1964-65 | Ron Thornton, West Perth | 1996-97 | Brad Williamson, Morley |
| 1965-66 | Graeme Menner, South Perth | 1997-98 | Kevin Hooker, Wanneroo |
| 1966-67 | Mel O'Hern, Swan Districts | 1998-99 | Kevin Hooker, Wanneroo |
| 1967-68 | Bob Meloncelli, Victoria Park | | |
| 1968-69 | Mel O'Hern, Swan Districts | BASEBALL WA LTD | |
| 1969-70 | Mel O'Hern, Swan Districts | 1999-00 | Mike Boire, Wanneroo |
| 1970-71 | Alan Cunningham, SPPerth & Sid Thompson, Wemb | 2000-01 | Gavin Edmondson, West Stirling |
| 1971-72 | Bob Harris, Swan Districts | 2001-02 | Michael Moyle, Perth |
| 1972-73 | Sid Thompson, Wembley | 2002-03 | Steve Fish, Wanneroo |
| 1973-74 | Sid Thompson, Wembley | 2003-04 | Brad Thomas, Wanneroo |
| 1974-75 | Ray Del Carlo, University | 2004-05 | Matthew Brendon, Perth |
| 1975-76 | Kerry Wither, Swan Districts | 2005-06 | Ryan Schurman, Gosnells |
| 1976-77 | Neil Page, University | 2006-07 | Brendon Thomas, Morley |
| 1977-78 | Mark Stipetich, Vic Park & Ray Michell, Wembley | 2007-08 | Steve Fish, Wanneroo |
| 1978-79 | Mark Stipetich, Victoria Park | 2008-09 | Brad Reeves, Morley & Kevin Roovers, Gosnells |
| 1979-80 | Mark Stipetich, Victoria Park | 2009-10 | Brad Thomas, Wanneroo |
| 1980-81 | Ray Michell, Perth | 2010-11 | Graeme Scorer, Melville |
| 1981-82 | Graham Ward, Swan Districts | 2011-12 | Dylan Jones, Morley |
| 1982-83 | Dave Rusin, Fremantle | 2012-13 | Matthew Erickson, Wembley |
| 1983-84 | Mike Burgermeister, Kelmsscott | 2013-14 | Michael McIver, Wembley |
| | | 2014-15 | Ryan Bollinger, Braves |

Baseball WA

Award Winners 2014 - 2015



| TEAM AWARDS | | |
|------------------|--|-----------------------------|
| GRADE | | CLUB |
| Women | Sue Luscombe Minor Premiership Shield | Braves Baseball Club |
| | Premiership Cup | Morley Eagles |
| E Grade | Minor Premiership Shield | Vic Park/Belmont |
| | Premiership Cup | Vic Park/Belmont |
| D Grade | Robin Nussey Minor Premiership Shield | Kelmscott Bulldogs |
| | Premiership Cup | Kelmscott Bulldogs |
| C Grade | Andy Meloncelli Minor Premiership Shield | Perth Baseball Club |
| | Premiership Cup | Perth Baseball Club |
| B Grade | A.J. Smith Minor Premiership Shield | Balcatta Bears |
| | Premiership Cup | Balcatta Bears |
| A Grade | Ian Ross Minor Premiership Shield | Perth Baseball Club |
| | Premiership Cup | Wanneroo Giants |
| AA Grade | Harry Duncan Minor Premiership Shield | Kalamunda Rangers |
| | Premiership Cup | Kalamunda Rangers |
| Colts Division 3 | Minor Premiership Shield | Rockingham Rams |
| | Premiership Cup | Rockingham Rams |
| Colts Division 2 | Minor Premiership Shield | Swan Districts |
| | Premiership Cup | Willetton |
| Colts Division 1 | Eric Knight Minor Premiership Shield | Braves Baseball Club |
| | Premiership Cup | Carine Cats |
| AAA Grade | R.J. McFarlane Minor Premiership Shield | Wanneroo Giants |
| | Premiership Cup | Morley Eagles |
| State League | Pratt-Soloman Minor Premiership Shield | Morley Eagles |
| | Premiership Cup | Braves Baseball Club |

A&N CAR FACTORY CHAMPION CLUB

Morley Baseball Club
1st - 3 {Womens. AAA & SL}

Baseball WA

Award Winners 2014 - 2015



| BATTING AWARDS | | | |
|------------------|--------------------------|-----------------------------|------------|
| GRADE | WINNER | CLUB | AVG |
| Women | Leigh Godfrey | Carine Cats | 774 |
| | Rhonda Fiorentino | Morley Baseball Club | 718 |
| | Natalie Rawlings | Morley Baseball Club | 695 |
| E Grade | Trevor Crisp | Wanneroo Giants | 630 |
| | Sam Adrian | Cockburn | 604 |
| | Justin Brown | Vic Park/Belmont | 561 |
| D Grade | Alan Redmayne | Carine Cats | 600 |
| | Damon Clark | Wanneroo Giants | 596 |
| | Cheyen Mann | Kelmscott Bulldogs | 571 |
| C Grade | John Del Borrello | Perth Baseball Club | 565 |
| | Daniel Andrews | Gosnells Hawks | 559 |
| | Derek Hoare | Perth Baseball Club | 531 |
| B Grade | Rob Danielle | Swans Baseball Club | 579 |
| | Nathan Dixey | Vic Park/Belmont | 566 |
| | Jayden Armstrong | Wanneroo Giants | 549 |
| A Grade | Aaron Home | Wanneroo Giants | 532 |
| | Leigh Moyle | Perth Baseball Club | 524 |
| | Collin Grow | Vic Park/Belmont | 521 |
| AA Grade | Juan Martin | Peel Baseball Club | 555 |
| | Jarrad Brunt | Kelmscott Bulldogs | 536 |
| | Tom Taylor | Kelmscott Bulldogs | 527 |
| Colts Division 3 | Ben Lawrence | Rockingham Rams | 526 |
| | Jaygar Martin | Vic Park/Belmont | 487 |
| | Zach Fisher | Rockingham Rams | 486 |
| Colts Division 2 | Jake Brennan | Swan Districts | 514 |
| | Dylan Belstead | Willetton | |
| | Nathaniel Knight | Vic Park/Belmont | |
| Colts Division 1 | Mitchell Nuenborn | Braves Baseball Club | 647 |
| | Jesse Sequeira | Gosnells Hawks | 595 |
| | Courtney Jones | Wembley Magpies | 574 |
| AAA Grade | Kramer Lindell | Wanneroo Giants | 488 |
| | Peter Torpy | Vic Park/Belmont | 458 |
| | Nick Fischer | Wanneroo Giants | 457 |

Baseball WA

Award Winners 2014 - 2015



| FAIREST AND BEST | | | |
|---|--------------------------|-------------------------|-----------|
| GRADE | WINNER | CLUB | VOTES |
| Women | Kaila Borgomastro | Braves | 14 |
| | Christina Kreppold | Braves | 10 |
| | Katrina Watson | Morley | 9 |
| Rose Corker Medal (MVP of the Womens Grand Final) | Natalie Rawlings | Morley | |
| E Grade | Lindsay Anderson* | Peel | 20 |
| | Trevor Crip* | Wanneroo | 20 |
| | Scott Newling | Carine Cats | 18 |
| D Grade | Nathan Mann | Kelmscott | 10 |
| | Jeff Maddaford | Perth | 7 |
| | Conrad Frankie | Wanneroo | 6 |
| | Rusell Matthews | Wanneroo | 6 |
| | Rob Winchester | Kelmscott | 6 |
| C Grade | Jeremy Temby | South Perth | 22 |
| | Scott Werner | Gosnells | 16 |
| | Shane Smith | Morley | 13 |
| B Grade | Steven Hills* | Greenwood | 15 |
| | Shaun Russell* | Balcatta | 15 |
| | Robert Danielle | Swans | 13 |
| A Grade | Steve Murray | Gosnells | 16 |
| | Daniel Hookway | Carine Cats | 15 |
| | Mitchell Yeats | Wanneroo | 14 |
| AA Grade | Gio Bottaro | Willetton | 11 |
| | Dillon Clarkson | Kalamunda | 10 |
| | Juan Martin | Peel | 10 |
| Colts Division 3 | Jayga Martin | Vic Park/Belmont | 12 |
| | Ben Lawrence | Rockingham | 11 |
| | Mark Lori | Carine Cats | 10 |
| Colts Division 2 | Jake Brennan | Swans Districts | 13 |
| | Josh Williamson | Braves | 8 |
| | Sean Bukvic | Vic Park/Belmont | 8 |
| Colts Division 1 | Mason Talbot | Morley | 8 |
| | Travis Erdmann | Wanneroo | 7 |
| | Jack Smalpage | Vic Park | 7 |
| AAA Grade | Steven Baxter | Morley | 19 |
| | Reece Clarke | West Stirling | 17 |
| | Nic Stanbury | Perth | 15 |
| | Jay Bullingham | Wanneroo | 12 |

Baseball WA

Award Winners 2014 - 2015



| STATE LEAGUE AWARDS | | | |
|--|--------------------------------|------------------------------|-------------|
| AWARD | WINNER | CLUB | NUMBER |
| Kerry Lehane Award Golden Glove | Jake Turnbull | Wanneroo | |
| Rod Byrne Award Stolen Bases | Jalen McGee | West Stirling Indians | 14 |
| | Max Wheeler | South Perth Baseball Club | 13 |
| | Michael Robideau | Vic Park/Belmont | 12 |
| Most Runs Scored | Graeme Scorer | Braves Baseball Club | 29 |
| | Max Wheeler | South Perth Baseball Club | 26 |
| | Jalon McGee | West Stirling Indians | 24 |
| | Jason Warberton | Perth Baseball Club | 24 |
| Fred & Norma Rae Award Slugging Average | Graeme Scorer | Braves Baseball Club | 771 |
| | Quinn Pippen | Morley Eagles | 663 |
| | Parker Miles | Wembley Magpies | 650 |
| Peter Soloman Award Runs Batted In | Quinn Pippen | Morley Eagles | 32 |
| | Graeme Scorer | Braves Baseball Club | 30 |
| | Chris King | Wembley Magpies | 24 |
| Bill Sinclair Award Home Runs | Graeme Scorer* | Braves Baseball Club | 7 |
| | Parker Miles* | Wembley Magpies | 7 |
| | Kevin Clark | Braves Baseball Club | 6 |
| | Jason Warberton | Perth Baseball Club | 6 |
| | Quinn Pippen | Morley Eagles | 6 |
| Team Spencer Pitcher Award Most Wins | Joe Parson | Morley Eagles | 9-2 |
| | James Maxwell | West Stirling | 9-3 |
| | Ryan Bollinger | Braves Baseball Club | 9-3 |
| New Start Mortgage Group Earned Run Average | Joe Parson | Morley Eagles | 1.47 |
| | Ryan Bollinger | Braves Baseball Club | 2.24 |
| | Jeffery Barto | Rockingham Rams | 2.32 |
| Fireman's Award | Tom Bailey | Wanneroo | 2 |
| | Brandon Dale | Morley Eagles | 2 |
| Don Callanan Award, Inc Keith Long Memorial Award Batting Average | Graeme Scorer | Braves Baseball Club | 468 |
| | Benn Grice | Rockingham Rams | 424 |
| | Jalen McGee | West Stirling Indians | 398 |
| Max Lenegan Medal MVP Grand Final | James Maxwell | West Stirling Indians | |
| Western Australian Baseball Umpires Association Best Under 21 Player | Darcy Heppleston | Perth Baseball Club | |
| Neville Pratt Medal | Ryan Bollinger | Braves | 32 |
| | Joe Parson | Morley Eagles | 24 |
| | James Bunda | Swan | 22 |
| | Benn Grice | Rockingham Rams | 21 |
| | Gabe Aguilar | Gosnells | 20 |
| Baseball WA Life Membership | Bob Ossey and Don Knapp | | |

Baseball WA Ltd

FINANCIAL REPORT

For the year ended 30 June 2015

all WA LTD • ABN 21 522 890 770

Liability limited by a scheme approved under Professional Standards Legislation

