


# Baseball WA Ltd

# ANNUAL REPORT

## 2015-16





# Baseball WA and Perth HEAT STAFF AND VOLUNTEERS

## BASEBALL WA OFFICE:

*Phone* 1300 557 353  
*Postal Address* PO Box 1489  
 CANNING VALE DC WA 6970  
*Office Address* BARBAGALLO BALLPARK  
*Ballpark* cnr Nicholson and Wilfred Road  
 THORNIE WA 6108  
*Email* admin@baseballwa.asn.au  
*Website* www.wa.baseball.com.au  
 www.perthheat.com.au

## •• BASEBALL WA

**Chief Executive Officer** Lachlan Dale  
**High Performance Manager** Luke Hughes  
**Baseball Operations Manager** Mitchell Williams  
**Facility Manager** Rod Drew  
**Company Secretary** Geoff Hooker

## BWA METRO COMPETITIONS DEPARTMENT

**Senior Competitions Management** Stuart Johnson  
**Results & Statistics** Natalie Todd  
**Fixtures & Scheduling** Mark Richardson  
**Tribunal & Umpiring** David Gripper  
**WWC Compliance Officer** Sue Reid

## LITTLE LEAGUE WA

**District Administrator & Head of Department** David Hayes  
**Registrar** Caroline Adamson  
**Operations Support Manager** Caroline Adamson  
**LLWA Competitions Manager** Lance MacKichan  
**Umpires Co-ordinator** Lou Bonomi  
**Little League Softball** Donna Titheridge

## BASEBALL WA BOARD OF DIRECTORS

**Chairman** Stephen Byrne  
**Directors:** Michael Andruskijw  
 Gary Arnell  
 Mark Beyer  
 Greg Maynard  
 Roberta Murphy  
 Michelle Palethorpe  
 Shane Tonkin

## •• ALCOHOL.THINK AGAIN PERTH HEAT

### ADVISORY BOARD

**Patron** Marty Parn  
**Chairman of the Board** Geoffrey Hooker  
**Directors:** Bob Ossey  
 Tony Adamson  
 Murray Westphal

### MANAGEMENT

**General Manager** John White  
**Comercial Manager** Michael Smith

### SALES & TICKET OPERATIONS

**Heat Team Store Sales / Broadcasting** Guy Belair

### MEDIA & COMMUNICATIONS

**Broadcasting Manager** Cam Wedemeyer  
**Game Day Director/Announcer** Paul Morgan

ANNUAL REPORT BASEBALL WA LTD  
ACN: 087 442 822

## Notice of Annual General Meeting

Notice is hereby given that the Annual General Meeting of Baseball WA Ltd will be held as follows:

**Venue:** Department of Sport and Recreation (DSR)  
246 Vincent Street  
Leederville WA

**Date:** Monday 4th October 2016

**Time:** 7.00pm

### Agenda

1. APOLOGIES AND ATTENDANCE
2. MINUTES OF PREVIOUS MEETING
  - Annual General Meeting of 16th September 2015
3. PRESENTATIONS
4. ORDINARY BUSINESS
  - Chairman's Report (To be tabled)
  - Financial Statements (To be tabled)
  - To receive and consider the Financial Statements, Directors' Declaration and Reports of the Directors and Auditors in respect of the year ended 30 June 2016 (To be tabled)
5. BASEBALL WA STATE OF THE GAME PRESENTATION
6. ELECTION OF DIRECTORS
  - Ratification of two (2) co-opted Directors as outlined in Section 8.2 of the Constitution
  - Appointment of one (1) vacant Director position
7. AMENDMENT OF CONSTITUTION
  - Addition to clause 2 and 2.2 to include TBAWA
8. APPOINTMENT OF AUDITORS
9. GENERAL BUSINESS
10. CLOSE

Dated at Perth this 24th day of September 2016. BY ORDER OF THE BOARD



Lachlan Dale  
Company Secretary

---

NOTES:

**1. Representatives and Alternates**

Every Member which or who is the holder of an Ordinary Share in Baseball WA Limited must appoint one or more natural persons as its representative or representatives to exercise the powers of that Member. Where more than one representative has been so appointed, only one of them may exercise the powers of that Member at any one time.

**2. Proxies and Representatives' Appointments**

Any instrument appointing a proxy or representative is to be treated as valid if the instrument and any power of attorney or other authority under which it is signed is or are either:

- (a) deposited at Baseball WA's registered office (Baseball Park, Cnr Nicholson and Wilfred Roads, Thornlie, 6108) at least 48 hours before the scheduled time for the commencement of the relevant meeting; or
- (b) presented to the chairman of the meeting as soon as practicable after the commencement of that meeting and, in any event, before the relevant vote is taken

**3. Quorum**

A quorum for a general meeting is 20% or more of Members present in person, by representative or by proxy.

**4. Election of Directors**

There is one vacant position on the board however, no individuals have nominated and the one vacant board position will remain and be ratified in accordance with section 201E(2)(b) of the Corporations Law as directors of the company in accordance with Rule 8 of the company's Constitution for a period of two years as from the conclusion of the meeting.

Where the number of nominations is less than the number of declared vacancies, no election is required.

1. Vacant

**5. Life Membership**

The Baseball WA board have not received any nominations for Life Membership for the 2016 AGM.

**6. Appointment of Auditor**

The Chief Executive Officer recommends the appointment of David Craig to continue as Auditor.

**7. General Business**

**Baseball WA Ltd**  
ANNUAL GENERAL MEETING  
Goodearth Hotel, 195 Adelaide Terrace Perth

**Monday 14th September 2015**

**1.0 ATTENDANCE AND APOLOGIES**

**Board Members:** Steve Byrne (Chairman), Michael Andruszkiw, Mark Clay, Dean Burton, Lachlan Dale, Greg Maynard

**Staff Members:** Sue Reid, Mark Richardson, Caroline Adamson, Steve Fish, Lance MacKichan (LLWA)

**Visitors:** Tony Adamson (Perth Heat)

**Share Holders:** Bill Goddard – Eastern Hills, Caroline Adamson – Gosnells, Brett Barber – Kelmscott, Bill Sinclair – Masters, Darren Claxton – Perth, Stuart Johnson – Rockingham, Paul Wheeler, Michael Lange, Andrew Murray – South Perth, Adriane Markham, Rob Daniele – Swan Districts, Jacques Martin, Andrew Layton – UWA, Trevor Dawson – VicPark/Belmont, Dave Gripper – WA Umpires

**Apologies:** Carolyn White – Perth, Clayton Fredericks – Braves, Morley BBC

**Meeting commenced:** 7.01pm

**1.0 WELCOME ADDRESS**

1.1 Steve Byrne opened the meeting by welcoming everyone and also a special welcome to Richard Daly from Daly Fitness and Tony Adamson from the Perth Heat

1.2 No corrections for the AGM book

1.2.1 Minutes for 2015 AGM Accepted by Bill Sinclair and Seconded by Kevin House

**3.0 PRESENTATIONS**

3.1 Steve Byrne introduces Richard Daly who gave a 22 minute power point presentation on the Perth Heat Performance Institute and can be found in Baseball WA's AGM Archives

3.2 Steve Byrne introduced the CEO of the Perth Heat who gave a 10 minute presentation on the structure of the ABL, MLB, Player and staff update

3.2.1 The Financial report was audited and is all in order (last page of the Audit report)

3.2.2 Page 17 of the Audit report, Current unexpended Grants will be used for Barbagallo Ball park upgrades which has not been completed and is held back as a liability for future money to expend

3.2.3 Financial reported moved by Paul Wheeler and seconded by Darren Claxton

**4.0 ORDINARY BUSINESS**

4.1 Chairman's Report as presented in AGM Book

4.2 Financial Statements – refer to page 72

4.2.1 The Financial report was audited and is all in order (last page of the Audit report).

- Net loss of ~\$45,000
- Unbudgeted increased participation investment
- Unbudgeted increased facility maintenance investment
- State Government funding, \$150,000 in 14/15FY to total \$514,000 for stage 1 capital works upgrades. Cash advance of \$150,000 to for stage 2 feasibility for lighting and power upgrades. Currently held in liabilities
- Financial reported moved by Kevin House and seconded by Julian Rawlinson.

---

5.0 **BASEBALL WA STATE OF THE GAME PRESENTATION**

5.1 Lachlan Dale gave a Power Point presentation of the previous season and heading into the future of baseball

6.0 **ELECTION OF DIRECTORS**

6.2 The board co-opted 2 new directors required to be ratified. Michelle Palethorpe and Mark Beyer, both applications and briefs read to the council. Moved by Bill Sinclair and Seconded by Dave Gripper

6.3 There is one positions declared vacant however no nominations so the board will look to a skill based member moving forward

6.4 Dean Burton resigned as a director

7.0 **LIFE MEMBER NOMINATION**

7.1 One Nomination came from the board of Baseball WA under the revised Life Membership Policy and that nomination is for Mr Bill Sinclair. After reading the letters for consideration for life membership, Bill Sinclair was awarded Life membership. Moved and seconded by the council in a majority vote.

8.0 **APPOINTMENT OF THE AUDITOR**

8.5 David Craig to continue as Auditor.

8.6 Moved by Kevin House and seconded by David Gripper

9.0 **GENERAL BUSINESS**

9.1 No general business from the council

Meeting closed at 8.03pm



# Annual Report - Baseball WA Ltd

## ACKNOWLEDGEMENTS

BASEBALL WA formally acknowledges it's Life Members.  
Our heartfelt appreciation is extended to all.

1947	Glen H. Dunstan OBE *
1951	W.H. (Bill) Hosken *
1953	Les F. Matthews *
1955	H.V. (Vic) Barrett *
1957	H.J. (Bert) Kortlang *
1958	Thomas G. Nisbet *
1959	Merv G. Muggleton *
1960	Rob M. Gordon *
1963	R.J. (Snow) McFarlane *
1964	Les R. Brain *
1965	Harry Duncan *
1967	R.D. (Bill) Arrowsmith
1970	Neville J. Pratt OAM
1971	Max Heron
1972	Alf Leutchford
1973	Peter Solomon
1974	Don Callanan *
1974	Neville Laird *
1977	Doug Corker
1978	Kevin Parry AO *
1979	Rodney P. Byrne OAM *
1980	Mrs Norma Goodridge *
1981	Dennis Osborn
1982	Alf Dyer *
1983	Mrs Kath Dyer
1984	Mrs Evelyn Harvey
1985	John Cole
1986	Eric Knight *
1988	Mrs Jan Thurley
1988	Don Rodger
1989	Mrs Rose Corker *
1990	Ian Ross
1992	John Radalj
1993	Michael (Mick) Mount
1995	Mrs Ursula Wade
1996	Alan Luscombe
1997	Graham H. Johnson
1998	Mrs Athalia Munro
2010	Mark Pettit
2013	Mrs Patricia Williamson
2015	William (Spider) Sinclair

All of these people were recognised as Life Members, in the stated year, by any of the former organisations of, the West Australian Baseball League (Inc), the West Australian Junior Baseball League (Inc), the Baseball Development Foundation (Inc). Those Life Members are now recognised as Life Members of Baseball WA Ltd.

BASEBALL WA formally acknowledges it's Meritorous Awards and Outstanding Achievement Awards. Our heartfelt appreciation is extended to each.

### MERITOROUS AWARD

1984-85	Jack Cody	Perth
1986-87	Margaret Carter	Fremantle
1988-89	Kevan Langdon	West Stirling
1993-94	Eric Knight	Victoria Park
1997-98	Maurie Reynolds	Umpire

### OUTSTANDING ACHIEVEMENT AWARD

1981-82	Ian Butcher	Fremantle State League
1982-83	Brian Davis	Fremantle "A" Reserve
1983-84	Harry Duncan	Long Service Award
1984-85	Don Knapp	Playing/Admin. Award
1987-88	Tony Adamson	Playing Award
1988-89	Greg Harvey	Playing Award
1988-89	Corey Loehr	Playing Award
1996-97	Shane Tonkin	Playing Award
2008-09	Ken McGee	Pitching 22 inning game

\* Deceased



# Annual Report - Baseball WA Ltd

## OBITUARIES

BASEBALL WA acknowledges the sad passing of the following members of the baseball family. Our sincere condolences to their families.

**PETER MIRCO**  
**21st May 2015**

Father of Melville Braves Vice President, Amanda Mirco, and Patriarch of the Mirco Family.

**RUTH OXBROW**  
**27th June 2015**

Mother of Steve Oxbrow. Steve a former player for Melville Braves and a Claxton Shield player.

**TED BRUNTON**  
**3rd July 2015**

Former West Perth and Claxton Shield player and Father of Ian of the West Stirling Club. Ted is a WA Football Umpire Life Member.

**ROSE KNIGHT**  
**5th July 2015**

Victoria Park Club stalwart, National Softball scorer and wife of the late Eric Knight and Mother of Sandra, Glen and Gary, all baseball players of note.

**VERA YARDLEY**  
**18th October 2015**

Mother of Bruce and wife of Gordon. Bruce and Gordon former players and umpires in WA baseball.

**MIKE THROSSELL**  
**1st October 2015**

Born in Kalgoorlie and played for the South Perth Club in the 1950's and a noted WA Journalist.

**BRIAN OLIVER**  
**26th October 2015**

University Baseball Club in 1940's. Captain of A Reserve Grade, won a Gold Medal in the British Empire Games 1950 in the triple jump, a star athlete.

**ROBERT BLACK**  
**17th January 2016**

Victoria Park Club stalwart in both juniors and seniors tragically passed away on the baseball diamond.

**MILLISSA TAYLOR ( nee BARRIE)**  
**28th January 2016**

Daughter of Tommi and Ian Barrie of the Victoria Park Club. Ian was also a Claxton Shield player.

**STUART POLLOCK**  
**14th August 2016**

A former player and State League coach at Wembley Baseball Club.





# Annual Report - Baseball WA Ltd

## CHAIRMAN



It is my pleasure to present my sixth report as Chairman of Baseball WA.

During the year, we were fortunate to welcome Robbie Murphy to the board. Robbie brings with her a wealth of experience in compliance matters. Unfortunately we also lost Michelle Palethorpe from the board to take up a position on the board of the WA Sports Federation. We are seeking the services of a solicitor to fill the void left by Michelle.

Stage 1 & 2 of the facilities upgrade to Baseball Park is progressing, with a few hurdles along the way. We are seeking the assistance of external partners and are hopeful both stages will be completed before the start of the 2016/17 season. Our greatest champion in federal politics, Mr Ken Wyatt, Federal Member for Hasluck, has included a 6 million dollar grant for the further upgrade to the ballpark in his wish list for this year's federal election, it hopefully being a catalyst for the state government to contribute a further 2 million dollars to the project. We hope that Ken is successful in his endeavours.

The State Facilities Plan is progressing with the assistance of the Department of Sport & Recreation and relevant Local Government Associations.

BWA staff is working on a 20/20 Plan that will better

place the sport to suit the changing nature of the metropolitan area's growth.

The Governance sub-committee continues to review our policies in association with Baseball Australia and other relevant government bodies.

Baseball Australia is committed to having a national league and MLB is key to the growth of baseball in Australia. What form the ABL takes in the future is dependent on a number of options currently being investigated. Although the Perth Heat did not make the finals for the first time in a number of years, it allowed a number of young and upcoming players, the opportunity to play with the Heat. I am sure the Perth Heat will come back stronger next season.

The construction of a fly over, over the railway line on Nicholson Road near the ballpark, will commence later this year and will take about 70 weeks to complete. There will be some disruption to the flow of traffic to the ballpark during this period but we are working with the Project Management team and the City of Gosnells to minimise this.

I would like to congratulate the Wanneroo Baseball Club for the opening of their new facilities, which has been a number of years in the making.

I would like to extend our appreciation and gratitude to the State Government through the Department of Sport & Recreation for their continued support and guidance. Our appreciation is also extended to Healthway for their continued support.

There has been a significant growth in tournament activities over the past year. This requires significant contribution by volunteers and club committees, without whom the tournaments and other activities would not be successful. To all of you go my heartfelt thanks.

To CEO Lachlan Dale, the staff at BWA and Perth Heat, all club committees, the WA Baseball Umpires Association and the WA Scorers & Statisticians Association, thank you for your continued support.

Finally, to my fellow board members, I wish to thank you all for your valued input onto board meetings and other activities. The amount of time and effort you give is greatly appreciated.

**Stephen Byrne**  
**Chairman, Board of Directors, Baseball WA**



# Annual Report - Baseball WA Ltd

## CEO AND COMPETITIONS



I would like to extend my appreciation and thanks to everyone in WA who have contributed to the growth and development of our sport. It is a pleasure to see staff, clubs, players, volunteers and families working in the same direction to ensure success, not only for our state, but the rest of Australia. I must also thank Baseball WA's major supporters in the Department of Sport and Recreation, Healthway, Baseball Australia, 'Alcohol. Think Again' Perth Heat, Tee-ball Association of WA, Australian Baseball League and Major League Baseball. Without their support our state would not have the ability to grow and take our success to the next level. It takes everybody within WA working together to develop this great game we all love.

Baseball WA continues to value and develop the relationship with Tee-Ball clubs in Western Australia, working closely with Tee Ball Association of WA (TBAWA) to grow participation at the grass roots level. Baseball WA continues to support TBAWA at the North-West Tee Ball Championships (Sept 2015), Tee Ball State Championships (Feb 2016), Super Squad (Nov 2015 – Feb 2016) and Tee Ball to Baseball Transition Camps and Clinics. We will continue to work closely with TBAWA and its clubs

to increase participation in Diamond Sports and ensure the pathway and transition into Baseball is as smooth as possible.

Participation numbers have remained the same in season 2015/16 and this must continue to be our focus moving forward. Little League Baseball in WA has again proven to be a flagship department in baseball across the country, however participation increases have stalled. Over the next few years, we will be continually challenged with participation with several factors impacting growth in an ever competitive market for participation sports. Our clubs and members are working extremely hard to provide positive environments for both children and adults to play Baseball.

The Senior Competitions department again excelled managing a successful season both on and off the field with several changes to the structures. The team led by Mark Richardson and David Gripper worked tirelessly with the volunteer staff to assist clubs with anything they needed throughout the year. Congratulations to the teams who won the premiership but also thank you for all teams for competing and dedicating the time and effort throughout the season to make the competition strong. I would also like to thank both the WA Baseball Umpires Association and the WA Baseball Scorers and Statisticians Association for their fantastic role they provide as officials of the game

Through continued financial support from Healthway 'Smarter Than Smoking' and the Department of Sport and Recreation, Baseball WA's development programs were again in full swing reaching out to schools and regions throughout WA with development programs. Mitch Williams has driven this with outstanding support from all coaches in Baseball WA programs. We are again leading the way in development activity in which is nationally recognised and revered with requests from interstate players and coaches wanting to be involved in WA programs. WA State Teams, USA Colts Tour, Diamond Academy, Winter Program and Camps and Clinics have all seen positive outcomes achieved and continue to provide

unique opportunities for our WA participants. We completed a review of our High Performance Programs during 15/16 and have re-structured several aspects which will see Luke Hughes and Rich Daly joining the team. Luke will lead the charge with On-Field High Performance working closely with players, coaches and developing all on-field aspects of the game. Rich Daly will continue his role with the Perth Heat and elite programs as our Athlete Development Manager working in all off-field aspects of player, coach and elite pathway development. I would also like to take a moment to thank Steve Fish for his work for Baseball WA in both Development and High Performance roles over the past 8 years. Steve was critical to growing the game in participation and development pathway and has now chosen to pursue local, national and international baseball interests.

The organization is continuing to work with external partners to plan and develop the Stadium upgrades at Baseball Park with Stage 1 due to be completed by October 2016. Through working through Stage 1 discovery we secured an additional \$1,000,000 to develop and install HD lighting and power at Baseball park which will be completed by November 2016, both fantastic additions to the

Ballpark culminating in a \$1,700,000 upgrade. Further to this great news in June 2016, Prime Minister Malcolm Turnbull committed \$6,000,000 to develop Stage 2 and 3 providing an increased spectator experience, corporate hospitality and family areas down the left field line. This will set up the Ballpark to host international events under lights which will link strategically into the Asian and US market.

Rod Drew has again maintained a world-class facility and the national leader in baseball stadiums and should be commended for his daily work and management of many user groups and events throughout the year.

As CEO of Baseball WA I would like to make special thanks Brett Pickett, Justin Drew and the staff at Baseball Australia for supporting Baseball WA as it continues to grow. The Board of Directors at Baseball WA have been instrumental in our growth and will again challenge itself to build a sustainable and professional organisation which will see Baseball in WA continue as the leaders in Australia.

**Lachlan Dale, CEO, Baseball WA**

## MLBAAP -- Academy Class of 2016

Saturday 25th June to Friday 22 July 2016

Fifty-four promising young baseball players attended the MLB Australian Academy Program (MLBAAP) on the Gold Coast from 1st August.

Players prepare and train for pre camp conditioning over eight weeks with their State High Performance Academy and then report for camp (Aug 1st) for intensive training and games six days a week over three weeks under the guidance of former Major Leaguers and Team Australia coaching staff including Jon Deeble, Graeme Lloyd and Glenn Williams, with MLB scouts from several teams monitoring their progress.

### INVITED PLAYERS:

ACT: Brodie Cooper-Vassalakis, Jake Green, Mitchell Edwards

NSW: Joshua Robins, Mitchell Skinner, Shane Kelleher, Ethan Stacy, Liam Holm, Oliver Howitt, Caleb Shepherd, Harrison Fullerton

NSW(C): Rixon Wingrove, Alex Osborne, Alex Fisher, Nick Anderson-Vine

QLD: Luke Turner, Jordon Thomson, Dermot Fritsch, Liam Taylor, Taliesin Tardrew-O'Meara, Duane, Johannsen, Josh Bedggood, Jacob Milsson, Luke Cronan

VIC: Blake Townsend, Jamie Young, Oliver Dunn, Luke Cartwright, Matthew Beattie, Liam Madden, Liam Evans, Alex Barling, Brock Wells, Jarryd Dale

SA: Declan Steel, Will Kirtakaas, Jack O'Loughlin, Ky Hampton, Jordan McArdle, Mason Clavell

**WA: Jake Baker, Lochlan Southee, Alex Hall, Dawson Summers, Jackson Riley, Maclain Wilson, David John, Ulrich Bojarski, Jess Williams**

NEW ZEALAND: Elliot Johnstone, Jason Matthews, Kyle Glogoski, Correze Nepia

CHINA: Aaron Cheng

---

## Prime Minister Turnbull Pledges For Baseball



***Prime Minister Turnbull Pledges For Baseball***  
***Author: Baseball WA/Wednesday, 15 June 2016/***  
***Categories: News***  
***Rate this article: 5.0***  
***The following article originally published as PM***  
***itches dollars for WA baseball on news.com.au***

Malcolm Turnbull is pledging \$6 million to expand the home of baseball in Western Australia.

During a visit to the Liberal-held seat of Hasluck, the prime minister announced a re-elected coalition government would invest in boosting the capacity of Baseball Park, in the City of Gosnells.

The money will also go towards grassed terraces and lighting, as well as new amenities and corporate facilities.

The government hopes the investment will boost local jobs in recreation and sport.

Mr Turnbull made the announcement alongside local member Ken Wyatt and candidate for the new seat of Burt, Matt O'Sullivan.

Members of the home team Perth Heat presented the prime minister with his very own shirt with "Turnbull" on the back.

"That's terrific," he said, adding he'll need an upgrade when they win more championships with an upgraded park.

He praised their efforts in setting a great example to young people about the benefits of fitness.



# Annual Report - Baseball WA Ltd

## ATHLETE DEVELOPMENT MANAGER

The Athlete Development Managers (ADM) position was created in May 2015. This position was designed to address the increasing need of our Baseball WA (BWA) athletes off the field, as it facilitates to their development on the field.

The position reports directly to the Head of Baseball Operations and works in direct synergy with the High Performance Manager.

The mission of this position is to assist in fulfilling the whole of athlete development, which is considered as:

- a. Physical Development
- b. Skill Development
- c. Mental Development
- d. Academic development
- e. Personal Development

Key achievements and contributions of this position through 2015 include:

### 1. *The Creation of BWA Athlete development model and Player Pathways program*

The Player Pathways document has been set in a timeline for a journey from an underage development player right through to the various professional and/or representative baseball opportunities afforded to them in their time on the sport.

As it pertains to High performance objectives, the timeline begins from the time our players enters our underage state programs. It takes into account the national championships, MLB academy, Perth Heat representation and Professional scouting.

Included in this is the ability to provide academic opportunities for our athletes overseas, and to nurture the academic pathways and objectives here in Australia. These can be summarised as:

- Player and Parent education on Academic pathways including US college
- Player and Parent Education on Professional baseball opportunities, scouting and the process of playing affiliated baseball.
- Education with regard to the whole of athlete development both on and off the diamond to ensure our hand in developing good people as well good baseball players.

### 2. *Creation of the Perth Heat Performance Institute (PHPI)*

The PHPI is the revamped version of the High Performance Program. This program was the genesis for delivering our whole of athlete development approach to the organisation. This program was set in the model of the WA institute of Sport program, where our top prospective national representatives, future Perth players, Pro-Ball and college bound athletes are engaged in an intensive physical and skill based program.

The program included:

- Induction of elite Strength and Conditioning (S&C) protocols of performance and recovery
- Implementation of play behaviour/attitude guideline
- Implementation of HPI players into the professional Perth Heat organisation as non-rostered development players
- MLB Academy preparation
- US College preparation

### 3. *Integration PHPI Program into National team programs*

The success of the PHPI program was then transitioned into a revamped national team programs. The concept of the whole of athlete development was introduced as a means of extending the positive cultural shift in athletes, and permeate this across the organisation.

The programs focus included:

- Implementation of PHPI principals or S&C, player behaviour/culture and development pathways
- Development of coaching staff in skill delivery and player welfare
- Parental education of development pathways, opportunities and expectations
- Disciplinary actions and player education when code of conduct breached

### 4. *Perth Heat re-structure, recruiting and coaching orientation*

Following on from the previous seasons success, it has been identified that the US Collegiate pathway may have been depleting our player pool when representing our Perth Heat. An eye was cast into the future in terms of potential long term coaches/manager and the need to capitalise on the loyal, motivated and culture defining roster which will not always be with us.

Part of the PHPI program is the integration of youth into the roster, giving them the understanding of requirements of semi-professional baseball with the hope this brings our players back to Perth once their time in the US finishes.

This also gave our senior players an opportunity to mentor these younger aspirants, as well as give the organisation the opportunity to gain more feedback from trusted professionals as to the potential of our prospects.

The progression of this program can be summarised as follows:

- Meeting new coach in USA, to brief on culture, expectations and preparedness ahead of the 2015/16 season
- Meeting MLB affiliates in spring training to recruit new players to ABL (Orioles, Red Sox and Yankees).
- Personalised HP S&C and player management of pro-ball athletes Matt Kennelly, Warwick Saupold, Sam Kennelly
- Personalised High Performance S&C and player management of potential Australian representative ahead of World Baseball Classic qualifiers Nick Veale, Tom Bailey and Luke Hughes
- Integration of PHPI athletes into the Perth Heat organising on game days and training.
- Succession planning for coaching staff and support staff

5. *Season Review* – an in-depth review across all elements of the programs was sought. This was done, strategically through player and personnel interviews, player and parent feedback forms, statistics and in consultation with Baseball Australia's head of High Performance.

This can be summarised as follows

- Complete review of all programs with
  1. Parents
  2. Staff and Support Staff
  3. Athletes
- Documented feedback and restructuring of PHPI program
- Redefinition of selection criteria in-line with revised player pathways
- Removal of existing HP Coach
- Hiring of new HP coach and support staff
- Partnering with educational provider

6. The PHPI 2016 version was designed and re-defined based on the feedback and review of season's past. The PHPI program had become a large incentive for our emerging players, and the strong under 16 and 18 national programs provided an even higher calibre of player to choose from. This 2016 PHPI version can be best summarised below:

- Addition of female national representative to this program
- Stronger focus on pre-MLB academy preparation
- Creation of streamlined medical diagnosis, treatment and return to play protocols
- Delineation of on-field and off-field structures and staff
- Increased national awareness of the program
- Increased showcasing of players to professional scouts and pro-ball organisations
- Successful MLB academy campaigns – 1 injury, 2 signings great feedback on athlete preparedness
- Increased ASADA education and awareness in line with national and professional baseball guidelines
- Continued parental education and communications on BWA cultures, behaviours and expectations

As we become increasingly more professional in our approach, coupled with the recognition of the variety of supported player pathways, we are hopeful that we can not only continue to produce high performing baseball players, but high performing people who will remain in this sport across its many levels for some time to come.

***Richard Daly***



# Annual Report - Baseball WA Ltd DEVELOPMENT



What a jam packed, successful 2015-2016 season it was for growing the game of Baseball in WA. I firstly want to thank all the staff, coaches, volunteers and players for all their work in assisting to grow the game that we love. Many hands make light work, and this is definitely the case when it comes to thanking all involved in our Baseball WA programs. It has been a lot of fun organising and assisting various

development camps and clinics throughout the season, and I look forward to running more programs and assisting clubs in their various camps in the future. I do have two special mentions to make. The first mention must go to Steve Fish. Steve this past season has been instrumental in the assistance and guidance of School Holiday development programs, and his dedication to the kids of all ages and ability does not go unnoticed by the community. We look forward to the exciting direction Steve will be leading his future programs. The last mention must go to our friends at Healthway. Without their on-going support and sponsorship, a lot of development programs would not be able to go ahead. To Brianne James and the team, thank you for assisting us in growing the game and delivering your 'Smarter than Smoking' message.

During the 2015-2016 season, with 14 different school holiday programs to choose from, across 4 different metropolitan locations, over 800 participants took part in the 'Smarter than Smoking' school holiday camps and clinics. These holiday camps and clinics are not only a highlight for the kids, but also for the coaches involved. A lot of the coaches are current Heat players, or are club imports from the USA and are often blown away by the enthusiastic nature of the kids involved in these camps.



**“SMARTER THAN SMOKING” BASEBALL WA SCHOOL HOLIDAY CAMPS & CLINICS**

*October 2015*

**“Smarter than Smoking” 2015 October School Holidays Tee-ball & Baseball Camps**

- 28th Sept.-1st October – Kevan Langdon Oval, Jeanes Road, Karrinyup

- 5th-8th October – Baseball Park, Thornlie

**“Smarter than Smoking” 2015 Oct. Hitting Camps**

- 29th Sept & 1st October- Kevan Langdon Oval

- 6th & 8th October- Baseball Park

- “Smarter than Smoking” 2015 Pitching & Catching Camps

- 28th, 30th Sept & 2nd October- Kevan Langdon Oval

- 5th, 7th & 9th October- Baseball Park

**JANUARY 2016**

**“Smarter than Smoking” 2016 January School Holidays Tee-ball & Baseball Camps**

- 11th-14th January – Mateljan Reserve, Madeley

- 25th, 27th-29th – Baseball Park, Thornlie

**“Smarter than Smoking” 2016 January ‘Pitching & Catching’ & Hitting Camp**

- 4th, 6th & 8th January – Baseball Park, Thornlie

**“Smarter than Smoking” 2016 Little League Charter Academy**

- 18th-22nd January, Crimea Reserve, Morley

**TEEBALL**

Once again the Teeball year was ran exceptionally well by our friends over at the Teeball Association of WA (TBAWA). The Development department, as well as Alcohol. Think Again Perth Heat Players represented Baseball at all the Teeball events, including the TBAWA Lightning Carnival, the 2016 IGA State Championships as well as the North West Teeball championships held in Tom Price.



**REGIONAL**

Regional teeball and baseball is continuing to grow and provide great opportunities for our future Alcohol. Think Again Perth Heat stars. This year at the Little League State Championships saw the Hedland Reds Little League team win their first games in Pool play, walking away with 3 wins for the Championships.

**TIGER CUBS**

April 2016 saw the relaunch of the Tiger Cubs tour. The Tiger cubs program used to be an annual program run through the late 1990’s and early 2000’s and would consist of a week long junior competition that rotated annually from regional town to town.





---

This year, 4 developmental Under 16 teams travelled to Geraldton participate in the round robin friendly tournament with Batavia Blaze.

The Tiger Cubs tournament wasn't just about taking a group of metropolitan kids to the country to play. It was more about letting the guys put on a show and feel a part of something bigger. To help promote and grow the game of baseball in the regions. This feeling came to light each time the teams got to play against the Batavia team. You could really tell each team enjoyed the challenge and wanted to play their best baseball against the Blaze. It was great to see the friendship that came about during all the games the teams played, and was really good to hear the positive feedback from the families and supporters of the Batavia team about how well our group conducted themselves throughout the week at the ballpark.

A huge thank you must be given to the Batavia Blaze association and all the time and effort from the volunteers that went in to making the week as successful as it was. Each morning, we were able to just put the gang on the bus at 7:45am and show up to the ballpark with both diamonds ready to go. Without the volunteers there in the morning setting up, we would not have been able to get our scheduled games underway on time. Don't worry, we made sure the boys returned the favour by packing the grounds up after the days play, and by hanging out with the Batavia team and volunteers post games. It was fantastic to recognize these individuals and families when we had a BBQ and presentation evening back at the Camp school with all the players and families that were able to attend. Our boys were very appreciative of everything the Batavia Association did for them.

One last massive thank you to Guildford Grammar, and Gerren Goodwin for coming on board and driving the boys to and from Geraldton, as well as to and from the field each day. Gerren went above and beyond to help out not just the staff and I, but also the boys. He was another supervisor on the trip and his experience with travelling parties was second to none. If anyone is looking for any bus hire 12 seaters, all the way up to coach buses, feel free to get in contact with Guildford and Gerren, as without Mr G's generosity and eagerness to be a part of the program the boys would have not been able to travel up to Geraldton. Mr G's first game of baseball he ever watched was Game 1 Monday morning of the trip. He didn't miss a game the whole week and it's now safe to say we have another baseball fan in WA!

This program is going to be a mainstay fixture going forward, and one which will see Tiger Cubs travel to country towns each year. A huge priority going forward is to have regional teams travel to the regional town that's hosting the event and take part in the week long tournament. We were able to have a number of players from Kalgoorlie, Geraldton and Karratha be filtered through the 4 teams this year which was fantastic, and a great experience for the metro kids to get to know these guys and make them feel apart, which they did exceptionally. In the realms of development, this was a great group to get the ball rolling and showcase what we are trying to achieve.

*Mitch Williams*  
*Development Manager*



# Annual Report - Baseball WA Ltd

## MASTER'S LEAGUE

The Semi Final series Game 1 saw the Bears 2 defeat the Reds 0. Game 2 Eagles 8 defeated Indians 5. In the Grand Final the Bears only managed to score in the second and third innings. They put up a great fight against the Eagles but one blow out innings saw the Eagles score 4 runs. Final score 5 runs to 2. This saw the Eagles take out the Doug & Rose Corker Premiership trophy. It was their 11th Premiership in 12 years losing to the Indians in 2006.

The final standing for the season was as follows:-

TEAM	P	W	L
Eagles	11	9	2
Bears	11	9	2
Reds	11	5	6
Indians	11	4	7
Cubs	12	1	11

### AWARDS

The MVP resulted in 41 players receiving votes this season. The runner up pitched 30 innings for 34 strikeouts, 8 earned runs with an ERA of 2.40 and batted a respectable .464. He received votes in 7 out of 11 games. With 16 votes the runner up was Luke Hulbert from the Eagles. The winner pitched 31 innings for 20 strikeouts, 4 earned runs with an ERA of 1.45 and batted .533.

He polled in 8 of a possible 11 games. With 20 votes this seasons winner of the Bill Sinclair MVP Trophy is Dean Swan from the Bears.

Team Batting Awards went to the following players:-

TEAM	PLAYER	AVERAGE
Cubs	Dion Pilgrim	.440
Indians	Aaron Smith	.476
Bears	Dean Swan	.533
Eagles	Michael Cahill	.560

Scott Munro led the Reds and the League with a batting average of .650 winning the Dodd Family Perpetual Batting Award.

ALL STAR TEAM was chosen from the most valuable Pitchers, Catchers and Hitters in the League.

Pitchers:-	Dean Swan	Bears	ERA 1.45
	Luke Hulbert	Eagles	ERA 2.40
	Aaron Smith	Indians	ERA 7.83
Catcher:	Joe Dunsire	Reds	Av. .609
First Base:	Scott Hood	Reds	Av. .500
Second Base:	Matt Reynolds	Reds	Av. .438
Third Base:	Joe McCarthy	Cubs	Av. .684
Shortstop:	Scott Monro	Reds	Av. .650
Leftfield:	Michael Cahill	Eagles	Av. .560
Centrefield:	Dion Pilgrim	Cubs	Av. .440
Rightfield:	Daniel Richmond	Reds	Av. .476
Manager:	Ron Malcolm		
Assist Manager	Dean Swan		

### APPRECIATION

My thanks go to Rob Robson who again looked after the allocation of umpires, an important part of our game. Stephen Duckett again cared for the finances and his contribution is greatly appreciated. The most contribution to our league is made by Kaye Timms. Kaye kept the stats, scored almost every game, did the secretarial duties and oversaw the canteen. Thank you Kaye. Thanks also to Chris Dodd of Franklins Tavern whose support in supplying the canteen was a great contribution.

### COMMENTS

This season saw a number of new players join the competition which is a good sign for the future of the League. After 22 years it is time for someone else to take over the position of President. I am grateful to all who gave me the opportunity to serve as President. I wish the incoming committee and the League all the best for the future.

*Bill Sinclair*

*President*

CAPTIONS FOR PICS ON NEXTPAGE  
 TOP LEFT: Dean Swan, Bears -- ERA 1,45  
 TOP RIGHT: Ron Malcolm, Eagles  
 BOTTOM: Eagles Premiership Team





# Annual Report - Baseball WA Ltd

## UMPIRE ADVISER

As mentioned at our annual dinner and trophy presentation night, we continue to provide the best pre-season and ongoing training sessions in Australia. There is great satisfaction gained when we see our umpires developing well at all levels.

In relation to all of the programs being developed by our association, I am grateful for the support provided by Chris Rapley, Peter Bowie and Lou Bonomi. Brett Robson then works very hard on mentoring any of our umpires who display the right drive to succeed. We are very fortunate to have someone of Brett's calibre with a desire to help others, at any level, with their ongoing development.

There is still a strong drive to develop junior baseball programs, particularly at LL and JL levels. Lou Bonomi has been instrumental again this year in hosting Green Shirt training programs to ensure that these levels of baseball have sufficiently trained umpires to control the number of games being played. Lou trained over 110 people in the Green Shirt program and our major challenge now is to ensure they follow through and umpire the games required. Our association does not have the resources to umpire senior baseball on Sundays and the junior games on Saturdays and mid week.

There is always some good news coming from the hard work put in by Lou. This year he has uncovered some very young umpires who I am sure will become the backbone of this association in the future. Kai Kurasho, Bradley Fraser and Liam Olesen have all progressed rapidly in 12 months and we saw some amazing performances from them at the recent Little League State Championships. All 3 of them will be representing WA at the Little League National Championships at Lismore NSW in June 16. They have continued on with same development as we saw in Kyle Tait and Karl Schmidt the previous year. The future is looking really good moving forward.

Attendance at our pre-season training program and fortnightly Rules & Mechanics meetings was strong throughout the year. Our ability to manage games is developing well and I am pleased to note that there were significantly fewer ejection reports as a consequence. Keeping pace with rule changes is a challenge not only for the players and managers, but also the umpires.

With more and more games being added to the junior calendar, there will again be opportunities for umpires to step up and test themselves. We look forward to the challenges that increased games provide to our association.

*David Gripper, Umpires Advisor*

### Brett ROBSON

Many involved with baseball in Western Australia, and indeed throughout Australia, will be aware of the profile that Brett has created for baseball umpiring. Brett had a very successful professional umpiring career in USA which was cut short on grounds which had nothing to do with his ability and more to do with his nationality.

Since returning full time to Perth, Brett has put his hand up to train and mentor many of our umpires in Perth, from ABL level down to Little League. We are extremely fortunate to have someone of Brett's ability and passion working with us.

During the recently completed season which saw Brett working ABL games and State League games, he was also appointed to the international umpire's panel for the Premier 12 tournament in Japan/Taiwan and then called on to work the ABL Championship games in Brisbane. In great form he was then appointed to the World Baseball Classic umpires panel to work games for the qualifying games in Sydney. His outstanding performances there will no doubt have him on the umpiring panel for the World Baseball Classic in 2017.

Recently, Brett has been appointed by Baseball Australia to the position of Head of Technical Officials which sees Brett heading up the development and future direction of umpires and scorers in Australia. Unbelievably Baseball Australia considers this to be a part time job. Brett will continue his full time job in Perth and also spend time on his new role.

We wish Brett every success for now and the future. We consider that umpiring is in very good hands.

*David Gripper, Umpires Advisor*



# Annual Report - Baseball WA Ltd

## SCORERS AND STATISTICIANS

Well, another season has gone, and what a season it has been! Thank you to everyone involved as without your dedication, commitment and hard work we would never have been able to provide the quality of clinics and host a tournament.

Firstly, I would like to mention our clinics, which I believe have stepped up another level again this year. This is evident in yet a further increase to our membership base. A huge thank you goes to all the committee members who made this happen, not only did we conduct our preseason clinics but also mid season clinics which proved to be a huge benefit to members. Below is a listing of clinics that were held this year:

- Pre-Season – Morley Eagles
- Pre-Season – South Perth
- Mid-Season – South Perth
- Level 2
- 2 x Level 3 Clinics
- IT Clinic

We also conducted individual clinics for Levels 2, 3 and IT to make sure that our more advanced scorers who want to move forward are also getting catered for as this seemed to be an area that we were lacking in recent years.

Once again the committee took on the statistics for Baseball WA and ensured that all senior grades of baseball had their statistics uploaded on to the internet every week, to the ladies that helped with

this I thank you as I understand that this a large time commitment every week.

This year we had 10 people sit exams for various levels, this is a great number and one that I believe can be increased again next year with the committee reaching out and making sure people understand what is required and why we have scoring levels.

I would like to thank all the people who sent us emails or called us this year in regards to rule questions. There were a few that needed investigation but this keeps us on our toes. If anyone has any questions please ensure that they ask as we will all benefit from the answers. It is great to see that so many scorers are interested in understanding the finer details of scoring.

The Australian Baseball League threw us another curveball this year with yet another modification to the Datacaster program and giving us only a few months to learn this before the first Perth Heat game. Thank you to all that took the time to do the online training and managed to successfully learn this new system to ensure that everything ran smoothly throughout the Heat season, and a big thank you to all the scorers who participated in book scoring as well. During the Heat season the committee decided to throw the doors to the score box open to any scorer regardless of their level to come in and score a game with the more experienced scorers and this was taken up by quite a few people who



came away with big thanks to the ladies scoring for the insight and information that was imparted on them throughout the game.

This year we have had two refusals for scoring at National tournaments due to the expense of sending scorers to other states from Western Australia. This has been address with Baseball Australia's new Technical Manager and hopefully these doors will reopen in the coming year to our scorers

The new Level 2 training booklet has been completed and used for the first time this year, with great feedback. During the off season we will look at making more changes to both the Level 1 and 2 booklets to ensure that they are easy to follow and have as much up to date information for scorers without being overwhelming.

With the changes that are being made at a federal level in regards to Association we held our first meeting to ensure that we comply with the changes to the new laws and that our constitution complies. Thank you to the people who have invested time so far into this, hopefully it will be complete sooner, rather than later. Once the work is done and completed you will see a new constitution that complies with all regulations.

Towards the end of this season was we had a call from School Sport WA asking us to run the scoring for the National Championships being held at Baseball Park at the beginning of May. We accepted this and during our meetings with the committee for the championships it was apparent that we needed to host the website so that the live scoring would be able to be managed without too many issues. A huge thank you to Renee Rawlinson for all the time and effort that she put into creating this website, the amount of comments that we got both at the tournament and via social media was amazing. To the ladies that gave up a week of work / time I thank you from the bottom of my heart as this tournament would not have been as big a success without your help and sense of humour during the trying times.

In finishing, I would like to mention that our Association is held in very high regard throughout Australia so a heartfelt thank you must go to the committee and our members on their dedication to scoring and WABSSA over the past years. Thank you everyone. It is a privilege to be a part of this Association.

Best Regards

*Natalie Todd, President*





# Annual Report - Baseball WA Ltd

## LITTLE LEAGUE



### 2016 LITTLE LEAGUE STATE CHAMPIONSHIPS

#### MACHINE PITCH

#### STANDINGS AND RESULTS



#### FINAL STANDINGS

1	Carine Cats Blue
2	Kalamunda Rangers
3	Carine Cats Black
4	Willetton Wild Cats
5	Hedland Reds
6	Gosnells Hawks
7	Ak Strikers
8	Peel Mariners
9	Swan Districts Black Ducks



### 2016 LITTLE LEAGUE STATE CHAMPIONSHIPS

#### DEVELOPMENT SHIELD

#### STANDINGS AND RESULTS



#### FINAL STANDINGS

1	Northern Metros
2	Swan Hills Aces
3	Central Firebirds
4	Coastal Bay sharks
5	Eastern Phantoms
6	Southern Titans
7	Southern Hills Warriors
8	Combined Stars
9	Combined Comets
10	Hedland Reds



**2014 LITTLE LEAGUE STATE CHAMPIONSHIPS**

**INTERMEDIATE LEAGUE INVITATIONAL**

**STANDINGS AND RESULTS**

**RESULTS FOR DAYS 1-3**



**BASEBALL**  
WA

	TEAM NAME	DAY 1	DAY 2	DAY 3	DAY 4
1	Western Comets		7-11 9-13	3-16 2-12	2-13 4-14
2	Western Suns	7-11	11-7 4-10	12-2	13-2 7-14
3	Western Meteors	11-7	13-9 10-4	16-3	14-4 14-7

**LEAGUE STANDINGS**

**Preliminary Round Robin**

	TEAM NAME	GAMES PLAYED	WIN	LOSS	WIN LOSS%
1	Western Comets	4	0	4	0.00
2	Western Suns	5	2	3	40.00
3	Western Meteors	5	5	0	100.00

**GRAND FINAL**

	1	2	3	4	5	6	TOTAL
Western Suns	2	1	0	2	0	0	5
Western Meteors	1	1	4	1	0	X	7



**2016 LITTLE LEAGUE STATE CHAMPIONSHIPS**

**ALL STARS**

**STANDINGS AND RESULTS**



**BASEBALL**  
WA

**FINAL STANDINGS**

1	Northern Metros
2	Swan Hills Aces
3	Central Firebirds
4	Coastal Bay sharks
5	Eastern Phantoms
6	Southern Titans
7	Southern Hills Warriors
8	Combined Stars
9	Combined Comets
10	Hedland Reds



## 2016 Junior League State Champs - AllStars:



Dylan Walsh - Nick Riley - B-J Cooke - Ben Drew - Ayden Cartwright - Callum Schipp - Ben Chiera - Matt Martin (MVP) - Etienne Charette - Caiden Deal - Zak Meloncelli - Riley Cross (Batting Champ)

**Little League**  
WESTERN AUSTRALIA



### 2016 JUNIOR LEAGUE STATE CHAMPIONSHIPS

MVP – Matthew Martin – Swan Hills Aces

BATTING – Riley Cross – Central Firebirds

### ALL STAR TEAM

Dylan Walsh – West Coast Chargers

Nicholas Riley – Northern Metros

Bailey-Jay Cooke – Swan Hills Aces

Benjamin Drew – Central Firebirds

Ayden Cartwright – Swan Hills Aces

Callum Schipp – Northern Metros

Benjamin Chiera – Eastern Phantoms

Matthew Martin - Swan Hills Aces

Etienne Charette – Northern Metros

Caiden Deal – Eastern Phantoms

Zak Meloncelli – Swan Hills Aces

Riley Cross – Central Firebirds

## Swan Hills Aces defeat Northern Metros 8-5

Thursday was a rough outing for [Zak Taylor](#), but the Swan Hills Aces still managed to pull out an 8-5 victory over Northern Metros in seven innings at Diamond one - GF (WSF1 v WSF2).

[Zak Taylor](#) surrendered five in five, but the bullpen allowed no runs and the offense banded out 11 to help secure the win for the Swan Hills Aces.

Northern Metros was ahead early but it ultimately surrendered the lead for good. Northern Metros was up until the sixth inning, but the Swan Hills Aces had other plans for the final outcome, taking the lead back on a two-run triple by [Mitchell Schofield](#).

[Schofield](#) racked up three RBIs on two hits for the Swan Hills Aces. He singled in the first inning and tripled in the sixth inning.

In the top of the first, Northern Metros grabbed the early lead, 4-0. [Javier Pelkonen](#) doubled to ignite Northern Metros' offense. The scoreboard lit up again for Northern Metros when [Dowling](#), [Stephenson](#) and [Pelkonen](#) scored on a three-run triple by [Matthew Coleman](#).

It didn't take long for the Swan Hills Aces to respond as they scored four runs of their own in the first. The Swan Hills Aces scored on an RBI single by [Schofield](#), a two-run single by [Mitch Bacon](#), and an RBI single by [Joshua Hischar](#).

The Swan Hills Aces never surrendered the lead after the sixth inning, scoring three runs on two triples.

*"Powered by [Narrative Science](#) and [GameChanger Media](#). Copyright 2016. All rights reserved." Any reuse or republication of this story must include the preceding attribution.*



2016 Senior League State Championship All-Star Team... - Sam King (E) - tournament MVP - Jess Williams (E) - joint batting champ 0.600 - Luke Houston (SoH) - joint batting champ 0.600 - Orlando LaRosa (E) - Mason Talbot (E) - Jayson Miller (E) - Josh Franklin (E) - Shane Turner (SoH) - Alec McAvoy (E) - Alex Hall (E) - Shaun Courcha (SoH) - Ash Barnes (E)





# Little League WA CHARTER REPORTS



## PERTH NORTH METRO CHARTER

North Metro kids had fun and success in competition, growth in Team numbers and umpire development this season.

Northern Metro Charter Team Little League (LL) and Development Teams won the "State Championships" and finishing first and third in LL Development State Championships. Our Junior League (JL) finishing second at State Championships.

With our Machine Pitch transition program with the Teeball Division now in its 5th year we are starting to see growth in some of our clubs with our Charter LL Teams growing by 20% from 2014/15 season with planned follow on growth to Junior League in the next 2 years. In the 2016/17 season we launch Australia's First Challenger division for boys and girls with developmental and or physically challenged the opportunity to enjoy modified LL baseball.

Our umpire program has just starting and we are proud of 15 year old Bradley Fraser will be representing North Metro and Western Australia at the LL Nationals, umpiring in Lismore NSW, and was nominated for the Rookie Umpire of the year award for BWA.

We unfortunately struggled all season to find coaches and were unable to field teams in Intermediate League and Senior League State Championships as a result. We will start advertising for Coaches soon to fill vacant positions in particular we are looking for casual pitching coaches.

*Ted Dowling  
Charter President  
Perth Metro North*



## SWAN HILLS ACES CHARTER

In 2015/16 the goal of Swan Hills Aces was to create an enjoyable experience and create memories for all of our players, parents and supporters. Our season did all of these and we trust the players treasure their memories and friendships they created.

With a new committee, we set about to reset and refocus and whilst the primary attention was internal, the deliverables to the players was paramount.

Highlights of the season included fielding two Development teams who acquitted themselves strongly. Our Little League finishing second at State Championships, and fifth at Nationals and our Junior League finishing as State Champions and fifth at Nationals and all had a wonderful time with their mates, playing a game they love.

Special mentions to Tyson Noel and Maddux Stivey for their selections into the Cal Ripken World Series squad. Also, Zac Taylor, Ayden Cartwright, Mitch Bacon, Mitch Schofield and Matt Martin for being invited to the tryouts for the Australia Under 15 World Cup Squad with Matt Martin being selected in the representative squad.

Special thanks goes to far too of our many Mums, Dads, extended friends and families that make a countless contributions to our Community as a volunteer or offering support and kind words. Thank you to you all!

Looking forward to creating more memories in 2016/17

*Andrew Murray  
Charter President (outgoing)  
Swan Hills Aces*



## Overseas' Tours AUSTRALIAN U15s



### **2016 U15 World Cup Team Announcement**

**Author: Baseball Australia Media/Monday, 11 July 2016/Categories: News, Events, 16U Mens, Junior League, Under 14**

**Rate this article: 4.5**

**Baseball Australia is proud to announce the 20 athletes that have been selected in the 2016 15U World Cup team.**

Managing the 2016 Australian 15U World Cup team will be Andrew Kyle, who is excited by the upcoming tournament.

"The 15U team has made a really positive start," Kyle said.


"We expect to compete and if we catch the ball cleanly and attack the strike zone we will give ourselves a chance to do that. That's the beauty about baseball, if you take care of those things you will always give yourself a chance to be successful. We have a tough task ahead of us facing 3 of the top 7 nations in our pool. It is a fantastic opportunity for these young athletes who will have a chance to take on the best teams in the world, including host nation Japan in the opening game."

Daniel Bannon	NSW
Ben Fierenzi	VIC
Jo Stevens	NSW
Liam McCallum	NSW
Tyson McKee	SA
Will Kortekaas	SA
Blake Cavill	NSW
Ethan Stacy	NSW
Hayden Lyberopoulos	NSW
Caleb Shepherd	NSW
JD Winlaw	QLD
Declan Croker	VIC
<b>Dylan Walsh</b>	<b>WA</b>
<b>Liam Evans</b>	<b>VIC</b>
Matthew Martin	WA
Maxim Watson	QLD
Zac Mansfield	QLD
Chris Burke	VIC
Thomas Horne	NSW
Blake Townsend	VIC

The U15 World Cup in Iwaki, Japan will take place from the 29 July-7 August, for all information regarding the U15 World Cup, please visit the tournament homepage.



## Overseas' Tours CAL RIPKEN



**B**aseball Australia are proud to announce the 15 athletes that will represent Australia at the 2016 Cal Ripken World Series in Maryland, USA.

Western Australia's Tyson Noel and Maddux Stivey return to the team that represented Australia at the 2015 Cal Ripken World Series.

Australia's Cal Ripken World Series Games  
vs. New Zealand - Sunday July 31, 7.30am  
vs. Canada - Monday 1 August, 7.30am  
vs. Korea - Tuesday 2 August, 12am  
vs. Mexico - Wednesday 3 August, 5am  
All games are in AEST.

2016 Cal Ripken World Series Team  
James Nati (NSW)  
Robbie Brennan (SA)  
Bradlee Marsh (SA)

Jaxon Forbes (NSW)  
Jack Bennetts (NSW)  
Joshua Beezley (NSW)  
Hayden Peoples (VIC)  
**Caleb Goodwin (WA)**  
Parker Robinson (NSW)  
Damian Eagles (NSW)  
Riley Yeatman (SA)  
**Maddux Stivey (WA)**  
Nicholas Parton (VIC)  
**Tyson Noel (WA)**  
Zach Newbold (NSW)

Coaching Staff:  
Head Coach: Dean Marnell (VIC)  
Assistant Coach: Andrew Scott (SA)  
Assistant Coach: Shayne Watson (QLD)  
Executive Officer: Darryn Ferris (NSW)



# Overseas' Tours

## AUSTRALIAN EMERALDS



### EMERALDS TEAM NAMED FOR 2016 WOMEN'S WORLD CUP

**Author:** *Baseball Australia Media/Monday, 1 August 2016/Categories: News, Events, Women's, Emeralds*  
**Rate this article:** 4.3

The Australian Emeralds presented by Boral are proud to announce the following 20 athletes that will represent Australia at the LG Presents WBSC Women's Baseball World Cup 2016 Gijang (Korea).

Leslie Anglin	VIC	Outfield
Olivia Bannon	NSW	Outfield
<b>Jacinda Barclay</b>	<b>NSW</b>	<b>RHP</b>
<b>Tabitha Callander</b>	<b>WA</b>	<b>RHP</b>
Amy Collins	NT	LHP
Karina Connors	QLD	1B
<b>Morgan Doty</b>	<b>WA</b>	<b>Outfield/RHP</b>
<b>Chelsea Forkin</b>	<b>QLD</b>	<b>Outfield</b>
<b>Erin Fox</b>	<b>WA</b>	<b>Utility</b>
Bronwyn Gell	VIC	Infield
Linda Gough	QLD	RHP
Brittany Hepburn	NSW	RHP
Abbey Kelly	VIC	RHP
Shae Lillywhite	VIC	Infield
Tahnee Lovering	NSW	Catcher
Kim McMillan	NSW	RHP/Infield
Tammy McMillan	QLD	Outfield
Laura Neads	NSW	Utility
Claire O'Sullivan	NSW	Infield
Jordan Richardson	NSW	RHP

These 20 athletes were selected for the Australian Emeralds side after an intense three-day camp in conjunction with the Gold Coast City Council held at Surfers Paradise Baseball Club over the weekend.

Emeralds Head Coach Simone Wearne was impressed with the quality of the camp.

"The selection camp held over the weekend was a great success," Wearne said.

"We had 32 of the best players from across the country come in and play five games, take part in various off-field activities, and all showed a great commitment to the Emeralds program."

There are a number of headliners in the squad, however after taking a ten-year hiatus from the national team, Chelsea Forkin returns to the Australian Emeralds. After debuting in 2004, Forkin will be the second player to represent Australia in both Baseball and Softball at World Cup level.

Coach Wearne had an unenviable task of selecting the team, but is pleased with the final 20.

"It was a very difficult task selecting just 20 players from a group of talented girls, but we feel like we have a great mix of veterans and rookies that will really work well together in Korea," Wearne said.

"The final team includes 10 rookies, plus two returning players who have not been on the National Team for around 10 years. It really is an exciting time for women's baseball in Australia".

The Australian Emeralds take on USA (#2), Chinese Taipei (#6) and Hong Kong (#9) in pool play during the tournament, which gets underway on September 3 in Gijang City, South Korea.

## EMERALDS ADVANCE TO SUPER ROUND

**Author: Baseball Australia Media/Tuesday, 6 September 2016/Categories: News, Events, Women's , Emeralds**

**Rate this article: 3.4**

After making it through one of the toughest groups at the LG Presents WBSC Women's Baseball World Cup 2016, the Australian Emeralds presented by Boral have secured their place in the Super Round, and remain in contention for a medal at the tournament. After an opening day defeat at the hands of Chinese Taipei, the Emeralds' backs were against the wall, and a 14-0 victory over Hong Kong set up a mouth watering clash with the 2nd ranked side in Women's Baseball, the USA.

To guarantee qualification for the Super Round, Australia needed to defeat the USA by five or more runs, a seemingly tough task given America's status in the women's game.

Behind an incredible outing from 17-year-old Abbey Kelly and some outstanding offence, the Emeralds defeated the USA 10-2 and in turn, foiled America's quest for a medal at the World Cup.

As the second team to qualify from Group C, Australia needs to win at least three of their four games in the Super Round to give themselves a chance to play-off for a gold medal. The top two teams in the super round play off for the gold medal, while the teams that finish third and fourth play off for the bronze.

The Emeralds begin their Super Round campaign against #4 ranked Canada on Wednesday, then continue against Korea, #1 ranked Japan and finish with Venezuela on Saturday.

### EMERALDS SUPER ROUND SCHEDULE:

vs. Canada (Ranked #4), 7pm local (8pm AEST) – Wednesday 7 September

vs. Korea (#11), 9.30am local (10.30am AEST) – Thursday 8 September

vs. Japan (#1), 7pm local (8pm AEST) – Friday 9 September

vs. Venezuela (#5), 7pm local (8pm AEST) – Saturday 10 September

## FANTASTIC FORKIN FIRES AT WORLD CUPS

**Author: Baseball Australia Media/Tuesday, 6 September 2016/Categories: News, Events, Women's , Emeralds**

**Rate this article: 4.2**

Chelsea Forkin's talent on the diamond reach almost as far as her range playing centre field.

One of the rare 'Jill of all trades' in Australian sport, Chelsea has become only the second athlete to represent Australia at both the Softball and Baseball World Cups in the same year.

*(Note: Leigh Godfrey was the first athlete to represent both softball and baseball in World Cups. Chelsea is a former WA Braves Baseball player.)*

After finishing inside the top 10 at the 2016 ISF Women's World Softball Championships in July this year, Chelsea's selection for the Australian Emeralds is a credit to her commitment to the Emeralds program.

"I'm extremely humbled and honoured to get the call up to play with the Emeralds again," Forkin said.

"It's been a long time since I've put this uniform on but the feeling of being apart of this group is something very special to me."

Chelsea's playing history is littered with team and individual honours, most notably representing Australia as a 15 year old at the inaugural Women's Baseball World Cup in 2004, winning four National Softball Championships and receiving a Sport Achievement Award from the Australian Institute of Sport in 2011.

Couple those honours with signing a lucrative contract in one of softball's premier competitions, America's National Pro Fastpitch League, and Chelsea is building an impressive resume.

"I haven't found the change too challenging, it's been more about making adjustments between the two sports," Forkin said of her transition between baseball and softball at the elite level.

"I have found that at the elite level, softball and baseball are very similar in terms of fundamental skill performance and the mental side of the game. So it's just been a matter of making adjustments for me, and I enjoy that challenge."

Chelsea's play so far at the Women's Baseball World Cup has been fantastic, claiming four hits and three RBIs in pool play, and cementing herself as one of the Emeralds most damaging hitters.

Now at the pointy end of the competition, Chelsea and her teammates will have to step up again as Super Round play commences tomorrow, with the Emeralds taking on Canada at 8pm AEST.



## Overseas' Tours

# PERTH HEAT COLTS

### **2016 PERTH HEAT COLTS USA TRIP (June 23-July 17)**

The 2016 Perth Heat Colts USA trip was another huge success. Starting off in Portland Oregon this year, we made another loop around the West Coast of the USA.

This year our older group played 7 games against college teams fairing very well, holding leads into the late innings against players from USC, Stanford, Oregon State, Arizona State, Cal-State Fullerton and the likes.

Our Varsity Black team won the North Salem Invitational tournament after losing their first three games and coming back to win their last 4 out of the Loser's Bracket. From Portland we moved onto Boise, Idaho where all 3 of our teams were together for the first time on the trip. Our Varsity Red team made it to the quarterfinals of a 20 team tournament losing to a very tough Bozeman, Montana team. The tournament Championship was rained out.

After leaving Boise, our older team finished with all college teams on a reverse route through the state of Washington, and then down to LA, while our two younger teams traveled to Santa Rosa, California to play our Goodwill friends that travel to Australia at Christmas time.

Former Alcohol. Think Again Perth Heat player Liam Hendricks took the time to visit with the boys when we visited the Oakland A's. Liam had all of us down on the field for batting practice. Perth Heat Colts pitcher Josh Hendrickson threw out the first pitch for the Oakland A's that day.

From our trip this year 5 more players have continued on to play college baseball with several other pondering offers in the next few months. We have now had 46 kids from our Perth Heat Colts teams move on to play college baseball, and 11 sign professional contracts. Congratulations to this years crop (Mitch Neunborn, Josh Hendrickson, Sandon Isle, Blake Alexander, Dan Myrmell, and Kyle Pike) who are staying on to play college baseball.

### **2016 PERTH HEAT COLTS LITTLE LEAGUE TRIP (August 11-28)**

This year was our inaugural Little League trip to the USA. Our 17 day trip included visits to New York City's Times Square, 9-11 Memorial, the Statue of Liberty, New York Mets, New York Yankees, Pittsburgh Pirates, Niagara Falls, The Baseball Hall of Fame, the Little League World Series, and the Jersey Shore.

We played 15 games. Half of our games were 50-70 competition which was a great preparation for many of these kids moving onto a bigger diamond. Most of the competition we faced was at a higher level than Little League World Series teams. We definitely had our work cut out for us.

The boys had a chance to play Harlem RBI just east of Central Park this year, and also had the opportunity to play on the very first field that Little League Baseball was ever played on in Williamsport, Pennsylvania.

In Pittsburgh we also got a chance to meet with current Miami Marlins Major League Pitcher David Phelps before his start against the Pittsburgh Pirates. David took 45 minutes to speak to the kids about what it takes to make it to the Big Leagues.

We drove 3,000 miles after arriving in New York City to Danbury CT, Albany NY, Cooperstown NY, Buffalo NY, Pittsburgh PA, Williamsport PA, and Lakewood NJ to finish out the trip. We can't wait to go back and visit our new friends next year. A big thank you goes out to all of our gracious hosts and new friends that looked after us while on tour.

*Steve Fish*



# Australian Baseball

ALCOHOL.THINK AGAIN

# PERTH HEAT

RESULTS, STANDINGS AND REPORTS





# Perth Heat

## HEAT SEASON STATISTICS

### 2015-16 ABL Season Statistics

#### Individual Stats (Batting) (click column headers to sort)

Player	POS	G	AB	R	H	2B	3B	HR	RBI	TB	BB	SO	SB	CS	OBP	SLG	AVG	OPS	E
Tim Kennelly	DH	16	59	10	16	6	0	3	16	31	9	6	5	0	.377	.525	.271	.902	1
Correlle Prime	1B	47	177	19	48	15	0	4	19	75	13	29	4	0	.318	.424	.271	.741	8
Derek Peterson	OF	54	214	23	57	10	1	1	26	72	16	36	2	4	.325	.336	.266	.661	2
Allan de San Miguel	C	52	181	27	48	14	0	10	32	92	27	35	2	0	.363	.508	.265	.871	0
Matt Kennelly	1B	24	85	11	20	6	0	1	13	29	8	11	0	0	.306	.341	.235	.647	0
Michael Benjamin	SS	46	166	21	38	10	0	5	18	63	13	34	7	2	.293	.380	.229	.673	14
Anthony Caronia	2B	40	146	11	31	6	1	2	10	45	9	32	11	5	.258	.308	.212	.566	7
Tad Gold	OF	51	193	30	41	6	4	0	8	55	18	40	3	3	.285	.285	.212	.570	1
Luke Hughes	OF	53	195	20	41	11	0	5	24	67	16	45	2	0	.271	.344	.210	.615	7
Junior Arrojo	SS	6	15	4	3	2	0	0	3	5	7	3	3	0	.435	.333	.200	.768	3
Sam Kennelly	3B	39	132	9	25	9	0	1	6	37	10	36	1	0	.255	.280	.189	.535	7
Matt Dixon	2B	37	104	11	19	0	0	0	3	19	14	27	2	0	.286	.183	.183	.468	0
Jake Turnbull	C	13	40	6	7	2	0	0	0	9	6	18	0	0	.283	.225	.175	.508	0
Joseph Dunigan	OF	13	47	7	8	0	0	2	3	14	4	19	2	0	.264	.298	.170	.562	0
Josh Kennelly	C	4	13	0	2	0	0	0	0	2	2	1	0	0	.267	.154	.154	.421	1
Jake Bowey	C	17	55	3	5	0	0	0	0	5	4	18	1	0	.167	.091	.091	.258	1
Adam Barbarich	OF	5	5	2	0	0	0	0	0	0	0	0	0	0	.000	.000	.000	.000	0

#### Individual Stats (Pitching) (click column headers to sort)

Player	W	L	ERA	G	GS	CG	SHO	SV	IP	H	R	ER	HR	HB	BB	SO	WHIP	HLD	GF
Edwin Carl	4	2	2.95	14	14	1	0	0	85.1	62	30	28	4	7	28	85	1.05	0	0
Nick Veale	5	5	4.40	14	14	0	0	0	75.2	85	42	37	7	6	37	40	1.61	0	0
Daniel Schmidt	3	7	5.60	14	14	0	0	0	72.1	88	54	45	10	4	21	41	1.51	0	0
Tom Bailey	4	2	3.14	14	7	0	0	0	51.2	51	19	18	4	3	19	47	1.35	1	3
Scott Mitchinson	3	2	1.83	25	0	0	0	6	39.1	39	8	8	2	6	18	40	1.45	1	16
Josh Silvi	0	0	4.35	15	0	0	0	0	31.0	37	20	15	3	1	12	23	1.58	1	7
Warwick Saupold	1	5	3.52	11	0	0	0	1	23.0	27	16	9	4	1	5	14	1.39	0	8
Edgar Valle	1	2	6.97	15	0	0	0	0	20.2	19	16	16	2	3	18	16	1.79	3	3
Cameron Lamb	0	0	3.63	10	0	0	0	0	17.1	15	7	7	5	1	4	23	1.10	2	3
Jon Jones	0	5	9.60	5	4	0	0	0	15.0	21	18	16	3	3	16	10	2.47	0	1
Adam Millson	0	0	9.22	9	0	0	0	0	13.2	18	14	14	0	1	5	4	1.68	0	3
Matt Taylor	0	1	3.27	4	2	0	0	1	11.0	9	4	4	0	0	5	9	1.27	0	1
Josh Peterson	1	0	7.71	7	0	0	0	0	9.1	14	8	8	0	0	6	8	2.14	1	4
Ben Shorto	0	1	8.59	7	0	0	0	0	7.1	11	7	7	0	0	5	9	2.18	1	2
Christian Garcia	1	0	1.59	3	1	0	0	0	5.2	4	2	1	0	0	4	8	1.41	0	1
Jay Johnson	0	1	8.31	5	0	0	0	0	4.1	9	6	4	0	1	2	5	2.54	1	2
Jumpei Hayashi	0	0	0.00	1	0	0	0	0	1.0	1	0	0	0	0	0	0	1.00	0	1

### Australian League: Team Stats (Pitching) (click column headers to sort)

Team	W	L	ERA	G	CG	SHO	SV	IP	H	R	ER	HR	HB	BB	SO	WHIP	HLD	GF
Brisbane	37	19	3.53	56	2	3	19	486.1	483	233	191	40	19	174	427	1.35	29	54
Perth	23	33	4.41	56	1	2	8	483.2	510	271	237	44	37	205	382	1.48	11	55
Adelaide	30	26	4.32	56	0	4	17	483.0	458	265	232	43	41	222	381	1.41	26	56
Canberra	31	25	4.69	56	5	6	11	477.1	529	306	249	48	22	195	402	1.52	16	51
Melbourne	20	35	4.33	55	4	4	6	471.2	449	280	227	46	45	236	342	1.45	2	51
Sydney	26	29	4.50	55	3	5	12	458.0	477	277	229	32	30	178	366	1.43	19	52

Club	W	L	PCT ▼	GB	Home	Away	L 10	Streak
Brisbane Bandits	37	19	.661	-	23-5	14-14	9-1	W4
Canberra Cavalry	31	25	.554	6.0	18-10	13-15	5-5	L1
Adelaide Bite	30	26	.536	7.0	18-10	12-16	7-3	W1
Sydney Blue Sox	26	29	.473	10.5	18-9	8-20	3-7	W2
Perth Heat	23	33	.411	14.0	12-16	11-17	2-8	L4
Melbourne Aces	20	35	.364	16.5	10-18	10-17	3-7	L2



## Perth Heat GM COMMERCIAL



**T**he Alcohol.Think Again Perth Heat 2015/16 season was one of mixed feelings.

While our on field performance didn't quite reach the lofty standards we have become accustomed, our progress off the field was very encouraging. This was reflected in a continued increase in memberships, increase general attendance across the regular season and continued sponsorship interest from a number of valued corporate partners. Our members and fans proved once again why they are the best in the league and continue to display unwavering support for the Heat which is the envy of every other team in the Australian Baseball League. I would also like to thank our major sponsor Healthway with the Alcohol.Think Again message for their continued generous support of our team and the sport of baseball in WA.

Our staff and volunteers gave their all during this year's extended 28 home game schedule, they all worked tirelessly to help bring a unique game day experience to all members, corporates and fans who attended the ballpark during the 2015/16 season. I would personally like to acknowledge Michael Smith for his support throughout the year and also the dedicated work of Wendy D'Souza,

Ben Dillon, Paul Morgan, Guy Bellair, Craig Hamer-Mathews, Dougie Walters, Cam Wedemeyer and Lewis Fitch – your passion for the Heat is greatly appreciated. The staff of Baseball WA, through its CEO Lachy Dale, must also be commended for their behind the scenes help throughout the year. I would also like to thank Facility Manager, Rod Drew and his dedicated volunteer staff, for their outstanding work in presenting the field in league best condition throughout this season.

There is already an extremely strong desire within our core playing group to put this years stalled and injury prone year behind us and bring the Claxton Shield back to Perth next season. Our team is built around a very strong winning culture and I am sure season 2016/17 will again see our Heat team fighting it out for the ultimate success during the Finals series early in 2017. We have many local players plying their trade overseas and congratulations to Matt Kennelly, Sam Kennelly and Alan De San Miguel for signing new contracts this year. Continued success to Liam Hendricks at his new club in Oakland and of course we are all extremely proud of our #30 Warwick Saupold for his outstanding achievement in making his Major League debut for the Detroit Tigers. His hard work and determination coupled with his undoubted skill is a great example of the career path available to all young WA baseballer via our BWA programs.

This year also saw radio (91.3 local) and television (ESPN local & international) both broadcasting live from Baseball Park, which will no doubt serve to broaden support for the Heat – and baseball – throughout WA and beyond. In other great news, tenders have recently been opened for the upgrade of lighting and bathroom facilities at the field, which is the first stage of the multi-million dollar upgrade to our home at Baseball Park. This work will be completed prior to the commencement of the 2016/17 season. Hopefully these are just a few of a number of projects which will continue to keep us at the forefront of the Australian Baseball League.

We look forward to seeing you at Baseball Park next season – one which we all hope will return the Heat to the pinnacle of Australian baseball.

*John White*  
GM Commercial, Perth Heat

# Baseball WA Ltd

# WA STATE HEAT

## RESULTS, STANDINGS AND REPORTS



## WA State HEAT Under 16s 2016 National Championship

WESTERN AUSTRALIA								
FIRST NAME	SURNAME	UNIFORM NO.	DOB	HT (CM)	WT (KG)	BATS	THROWS	POSITION
Ashley	Barnes	8	9-Dec-00	186	70	Right	Right	IF
Frazer	Brice	12	16-Jun-00	180	80	Right	Right	P
Mitchell	Brown	10	28-Sep-00	188	69	Right	Right	OF
Samuel	Collier	1	22-Apr-00	180	70	Right	Right	IF
Chase	Diggins	5	22-Dec-00	178	56	Right	Right	IF
Adam	Erdmann	4	6-May-00	178	68	Both	Right	OF
Josh	Greenham	11	7-Sep-00	176	64	Right	Right	C
Caydyn	Hancock	44	21-Jun-00	176	65	Right	Right	P
Luke	Houston	21	17-Sep-00	170	70	Right	Right	P
Lincoln	Kempton	2	23-May-00	190	75	Right	Right	IF
Takuma	Masumoto	16	12-May-01	175	55	Right	Right	P
Brock	Molloy	18	3-Sep-00	184	60	Right	Right	P
Raleigh	Pelkonen	27	25-Nov-00	179	70	Left	Left	P
Beauden	Schaffer	17	22-Aug-00	180	63	Right	Left	OF
Lochlan	Southee	19	25-Jan-00	176	69	Left	Left	P
Dawson	Summers	7	22-Mar-00	181	64	Left	Right	IF
Zak	Thompson	25	21-Aug-00	168	75	Right	Right	IF
Dylan	Walsh	14	2-Jun-01	175	78	Right	Right	IF
Jett	Wright	22	2-Feb-00	180	75	Left	Right	C
Tama	Wright-Pihama	3	9-Feb-00	178	72	Right	Right	OF

FIRST NAME	SURNAME	POSITION
Chris	House	Manager
Lee	Hogan	Assistant Coach
Brendan	Sing	Assistant Coach
Sharon	Millson	Executive Officer



### Coaches Report

The Under 16s WA state team finished in 3rd position this year at the National Championships held in Blacktown, New South Wales. Although we didn't achieve our team's ultimate goal in winning the gold medal we were very happy with winning the last game of the tournament and coming away with the Bronze Medal. We started off the Championships in great form going through the pool play with a record of 5 and 2 putting us into 2nd place. From there we didn't continue to play at the high level we showed at the start of the championship putting us into the Bronze Medal game against Victoria White which we won convincingly 8 – 0.

I would really like to thank Baseball WA for giving me this opportunity and trusting me with the responsibilities as the head coach of this tournament. The support and backing you gave myself and the rest of the coaching staff was second to none and we really appreciate it and look forward to other opportunities in the future.

I would also like to take this chance to thank my assistance coaches Lee Hogan and Brendan Sing for the work you guys did on and off the field, before, and while we were away. You guys are truly amazing individuals and made my job easy. I would love to get another chance to work with you guys again. Also Sharon Milson, our team EO, you did an excellent job on getting all the off-field things done so that I didn't have to worry about anything but coaching. I know we, as a coaching staff, really appreciated everything you did for us. Last but not least, to Carol Williams, the work and the number of hours you worked on both the 16's and Under 18's team was incredible. I know for a fact the work that you did kept a lot of the players available every day and without your work we would never have been as healthy as we were while we were away.

That brings me to the Under 18's Coaching staff. Thank you Mark Pettit, Don Kyle and Mike Burgermeister, for the help you guys gave me on my first coaching job with a junior state team. I have been fortunate enough to have all three of you guys as coaches throughout my playing career and now to be able to

coach beside you with the under 16's state team was an honour and a privilege. I have learnt so much from you three guys, not just in the last 6 months but since I was 12 years old when I made my first state team, so thank you very much for everything.

To the BWA team Lachlan Dale, Steve Fish, Luke Hughes and Rich Daly, thank you for everything you guys have done to help me in my first year of State Team Coaching. The work on the field was much appreciated but mostly the unseen work off the field that you guys did was amazing and I can't thank you enough for your guidance and support. You guys continue to lead the way for BWA and that's why we

are the best baseball state in the country.

Lastly thank you to all the parents and players, without your dedication to the program it would not happen. Thank you for working so hard in the build up to the National Championships and the effort you put in to represent your state. Congratulations to Dawson Summers on Winning the Golden Glove award for the Championship and to Jett Wright who won the Team MVP award you both had great tournaments and should be very proud of how you played while away and the awards are very deserving.

*Chris House*  
Head Coach, Under 16s

## Game Results

Game date	Opposing team	Score	r-h-e	/	r-h-e	Inns	Overall	Under 16	Pitcher of record	Attend	Time
Jan 10, 2016	vs Queensland	W 4-3	4-7-0	/	3-8-4	7	1-0-0	1-0-0	None	0	1:51
Jan 10, 2016	at Victoria White	W 15-2	15-13-0	/	2-5-3	5	2-0-0	2-0-0	None	150	2:05
Jan 11, 2016	vs New South Wales	W 10-9	10-13-4	/	9-14-1	8	3-0-0	3-0-0	None	0	2:33
Jan 12, 2016	vs South Australia	W 9-4	9-11-2	/	4-5-8	7	4-0-0	4-0-0	None	0	1:53
Jan 12, 2016	NSW COUNTRY	7-9 L	7-9-1	/	9-8-2	7	4-1-0	4-1-0	None	0	2:16
Jan 13, 2016	VICTORIA BLUE	1-5 L	1-4-1	/	5-8-0	7	4-2-0	4-2-0	None	0	1:51
Jan 14, 2016	vs Aust Capital Territ	W 7-4	7-9-0	/	4-7-1	7	5-2-0	5-2-0	None	0	1:55
Jan 16, 2016	vs South Australia	0-10 L	0-2-7	/	10-12-0	5	5-3-0	5-3-0	None	0	1:20
Jan 16, 2016	vs Victoria White	W 11-2	11-15-0	/	2-4-1	7	6-3-0	6-3-0	None	0	
Jan 17, 2016	vs Victoria Blue	1-7 L	1-2-4	/	7-6-0	7	6-4-0	6-4-0	None	0	1:39
Jan 18, 2016	vs Victoria White	W 8-0	8-8-0	/	0-4-5	7	7-4-0	7-4-0	None	0	1:50

() extra inning game

## (All games Sorted by Earned run avg)

Player	era	w-l	app-gs	cg	sho	sv	ip	h	r	er	bb	so	2b	3b	hr	ab	b/avg	wp	hbp	bk	sfa	sha
Houston, Luke	0.00	0-0	3-0	0	0/0	0	2.2	2	1	0	2	5	0	0	0	9	.222	0	0	0	0	0
Schaffer, Beauden	0.00	0-0	1-0	0	0/0	0	2.1	0	0	0	3	3	0	0	0	7	.000	0	0	0	0	0
Erdmann, Adam	0.00	0-0	1-0	0	0/1	0	0.2	0	0	0	0	1	0	0	0	2	.000	0	0	0	0	0
Wright-Pihama, Tama	0.00	0-0	1-0	0	0/0	0	0.2	0	0	0	2	2	0	0	0	2	.000	2	0	0	0	0
Collier, Samuel	1.08	0-0	3-0	0	0/0	0	8.1	7	2	1	1	5	2	0	0	32	.219	0	1	0	0	0
Diggins, Chase	1.59	0-0	3-3	0	0/1	0	11.1	6	3	2	4	18	1	1	0	39	.154	1	1	0	0	0
Pelkonen, Raleigh	4.50	0-0	3-0	0	0/0	0	4.0	3	2	2	2	2	0	0	0	15	.200	1	0	0	0	0
Wright, Jett	4.50	0-0	2-0	0	0/0	0	2.0	3	1	1	0	3	1	0	0	9	.333	0	0	0	0	0
Brice, Frazer	4.70	0-0	2-2	0	0/0	0	7.2	13	9	4	2	4	3	1	0	35	.371	0	0	0	1	1
Summers, Dawson	5.40	0-0	2-0	0	0/0	0	3.1	6	2	2	0	3	0	1	0	14	.429	0	0	0	0	1
Southee, Lochlan	6.39	0-0	3-3	0	0/0	0	12.2	11	9	9	3	8	1	0	0	48	.229	1	2	1	0	0
Masumoto, Takuma	7.04	0-0	3-2	0	0/0	0	7.2	9	6	6	5	8	1	0	0	31	.290	2	0	0	0	0
Molloy, Brock	7.71	0-0	4-0	0	0/1	0	2.1	6	3	2	3	2	1	0	0	13	.462	1	0	0	0	0
Hancock, Caydyn	8.10	0-0	3-1	0	0/0	0	3.1	6	7	3	2	1	1	0	0	16	.375	0	1	1	0	1
Barnes, Ashley	9.00	0-0	1-0	0	0/0	0	2.0	8	6	2	1	2	0	0	0	13	.615	2	0	0	0	0
Walsh, Dylan	27.00	0-0	1-0	0	0/0	0	1.1	1	4	4	3	2	1	0	0	5	.200	1	0	0	0	0
Totals	4.73	0-0	11-11	0	1/1	0	72.1	81	55	38	33	69	12	3	0	290	.279	11	5	2	1	3
Opponents	6.50	0-0	11-11	1	1/0	0	70.2	93	73	51	37	39	20	5	0	305	.305	13	11	1	3	2

PB - Team (1), Greenham, J 1. Pickoffs - Team (1), Wright, J 1, Opp (1). SBA/ATT - Wright, J (5-9), Houston, L (2-3), Masumoto, T (3-3), Barnes, A (0-2), Brice, F (1-2), Greenham, J (1-2), Pelkonen, R (1-1), Collier, S (1-1), Summers, D (1-1), Southee, L (1-1), Diggins, C (0-1).

## Overall Statistics

### Under 16 record: 7-4

Player	avg	gp-gs	ab	r	h	2b	3b	hr	rbi	tb	slg%	bb	hbp	so	gdp	ob%	sf	sh	sb-att	po	a	e	fld%
Wright,Jett	.444	10-8	27	9	12	2	1	0	7	16	.593	4	0	3	0	.516	0	0	1-1	38	13	0	1.000
Southee,Lochlan	.417	7-6	12	6	5	1	0	0	5	6	.500	3	0	2	0	.533	0	1	0-0	17	2	1	.950
Greenham,Josh	.393	11-8	28	8	11	2	0	0	5	13	.464	1	1	4	0	.433	0	0	3-3	36	7	0	1.000
Diggins,Chase	.375	10-8	24	7	9	1	1	0	6	12	.500	2	1	0	0	.444	0	0	1-1	9	4	2	.867
Collier,Samuel	.364	7-3	11	4	4	0	0	0	3	4	.364	1	1	0	0	.462	0	0	0-0	2	7	0	1.000
Duyckers,Levi	.333	7-5	12	3	4	0	1	0	3	6	.500	5	0	2	0	.529	0	0	1-1	35	2	2	.949
Ramsay,Jack	.333	5-4	9	5	3	0	0	0	1	3	.333	2	2	2	0	.538	0	0	0-0	6	0	0	1.000
Pelkonen,Raleigh	.333	6-3	6	0	2	0	0	0	1	2	.333	1	0	1	0	.429	0	0	2-2	3	3	0	1.000
Barnes,Ashley	.316	9-5	19	6	6	2	1	0	5	10	.526	1	1	0	0	.381	0	0	0-0	6	0	4	.600
Summers,Dawson	.313	11-8	32	6	10	3	0	0	4	13	.406	2	2	2	0	.389	0	0	1-1	13	28	4	.911
Walsh,Dylan	.286	9-7	21	4	6	3	0	0	6	9	.429	1	1	4	1	.348	0	1	0-0	6	14	3	.870
Masumoto,Takuma	.286	6-5	7	1	2	0	0	0	0	2	.286	1	0	3	0	.375	0	0	0-0	2	5	0	1.000
Molloy,Brock	.286	7-3	7	2	2	1	0	0	3	3	.429	1	0	2	0	.375	0	0	0-0	1	0	0	1.000
Brice,Frazer	.250	7-6	8	0	2	0	0	0	3	2	.250	5	1	2	0	.500	2	0	3-3	20	3	0	1.000
Thompson,Zak	.214	6-4	14	5	3	2	0	0	1	5	.357	1	0	0	0	.267	0	0	0-0	1	5	0	1.000
Wright-Pihama,Tama	.208	9-7	24	5	5	0	0	0	2	5	.208	4	0	5	0	.310	1	0	1-1	6	1	0	1.000
Houston,Luke	.200	7-4	10	0	2	1	0	0	1	3	.300	0	0	1	0	.200	0	0	0-0	9	3	1	.923
Schaffer,Beauden	.167	7-5	18	2	3	1	1	0	1	6	.333	1	1	4	0	.250	0	0	1-1	5	6	0	1.000
Erdmann,Adam	.143	4-3	7	0	1	0	0	0	2	1	.143	1	0	1	0	.250	0	0	0-0	0	0	1	.000
Hancock,Caydyn	.111	7-4	9	0	1	1	0	0	1	2	.222	0	0	1	0	.111	0	0	0-0	2	4	1	.857
Totals	.305	11-11	305	73	93	20	5	0	60	123	.403	37	11	39	1	.396	3	2	14-14	217	107	19	.945
Opponents	.279	11-11	290	55	81	12	3	0	41	99	.341	33	5	69	4	.362	1	3	9-14	212	80	25	.921

LOB - Team (75), Opp (62). DPs turned - Team (6), Opp (2). IBB - Team (1), Summers,D 1. Picked off - Greenham,J 1.

### (All games Sorted by Fielding pct)

Player	c	po	a	e	fld%	dp	sba	csb	sba%	pb	ci
Wright,Jett	51	38	13	0	1.000	1	5	4	.556	0	0
Greenham,Josh	43	36	7	0	1.000	1	1	1	.500	1	0
Brice,Frazer	23	20	3	0	1.000	2	1	1	.500	0	0
Schaffer,Beauden	11	5	6	0	1.000	1	0	0	---	0	0
Collier,Samuel	9	2	7	0	1.000	1	1	0	1.000	0	0
Wright-Pihama,Tama	7	6	1	0	1.000	0	0	0	---	0	0
Masumoto,Takuma	7	2	5	0	1.000	0	3	0	1.000	0	0
Pelkonen,Raleigh	6	3	3	0	1.000	0	1	0	1.000	0	0
Ramsay,Jack	6	6	0	0	1.000	0	0	0	---	0	0
Thompson,Zak	6	1	5	0	1.000	0	0	0	---	0	0
Molloy,Brock	1	1	0	0	1.000	0	0	0	---	0	0
Southee,Lochlan	20	17	2	1	.950	1	1	0	1.000	0	0
Duyckers,Levi	39	35	2	2	.949	2	0	0	---	0	0
Houston,Luke	13	9	3	1	.923	2	2	1	.667	0	0
Summers,Dawson	45	13	28	4	.911	3	1	0	1.000	0	0
Walsh,Dylan	23	6	14	3	.870	1	0	0	---	0	0
Diggins,Chase	15	9	4	2	.867	1	0	1	.000	0	0
Hancock,Caydyn	7	2	4	1	.857	0	0	0	---	0	0
Barnes,Ashley	10	6	0	4	.600	0	0	2	.000	0	0
Erdmann,Adam	1	0	0	1	.000	0	0	0	---	0	0
Totals	343	217	107	19	.945	6	9	5	.643	1	0
Opponents	317	212	80	25	.921	2	14	0	1.000	0	0





# WA Perth HEAT Under 18s 2016 National Championship

WESTERN AUSTRALIA								
FIRST NAME	SURNAME	UNIFORM NO.	DOB	HT (CM)	WT (KG)	BATS	THROWS	POSITION
Jake	Baker/Embery	20	12-Jun-98	191	86	Right	Left	P
Joel	Beches	19	18-May-99	175	65	Right	Right	IF
Ulrich	Bojarski	25	15-Sep-98	194	89	Right	Right	IF
Liam	Collins	66	25-Aug-98	180	70	Right	Right	OF
Tyson	Cosgrove	13	3-Jan-98	186	65	Right	Right	P
Joshua	Diggins	3	12-Dec-98	170	65	Right	Right	OF
Alex	Hall	10	8-Jun-99	176	75	Right	Right	IF
Joshua	Harvey	9	2-Mar-98	185	85	Right	Right	P
David	John	33	23-Jul-99	181	94	Left	Right	IF
Courtney	Jones	27	23-Dec-98	185	82	Right	Right	IF
Grant	Kerry	22	22-Jul-99	185	70	Right	Right	OF
Ryan	Kift	11	16-Apr-98	181	80	Right	Right	OF
Conor	Merton	34	20-Oct-99	179	75	Right	Left	P
Ryan	Nuttall	66	14-May-99	186	90	Right	Right	P
Jordan	Power	12	26-Sep-98	192	85	Right	Right	P
Joshua	Rawlinson	69	26-Jun-98	183	81	Right	Right	IF
Jackson	Riley	23	1-Jul-99	183	69	Right	Right	P
Riley	Spring	7	20-May-98	173	73	Right	Right	OF
Jake	Taylor	44	23-Mar-99	186	100	Left	Right	IF
Maclain	Wilson	16	9-Dec-98	187	80	Right	Right	P

FIRST NAME	SURNAME	POSITION
Mark	Pettit	Manager
Michael	Burgermeister	Assistant Coach
Donald	Kyle	Assistant Coach
Deanne	Saupold	Executive Officer
Carol	Williams	Trainer



## Coaches Report

I don't think the final placing gives a true indication of the effort and application from the entire WA Under 18 team for 2016. Finishing 5th looks like a failure for a program that prides itself on playing in the top 4 and competing everyday. I have no doubt that the second objective of competing everyday was well and truly achieved.

To get to a point where we had to ask special permission from Baseball Australia to merely compete given we were two players short of our squad of 20 tells the story of 2016. We had more injuries than I care to remember and were busy asking players just a week before the tournament of they could come on board. At this point I need to say a special mention to Lachlan Dale. As General Manager he was the one who dealt with Baseball Australia and his efforts meant we could take part in the Championships. We had a number of players who came on board late and embraced what we were trying to do and the rest of the team ensured they felt as much a part of the team

as anyone. It was a real credit to the playing group that we did have a team of 18 who worked so well together and for each other.

The players were outstanding ambassadors for baseball in Western Australia and once again, sharing a Championship with the Under 16s was a wonderful showcase of Western Australian Baseball. Both teams showed why we are the bench mark for the sport in Australia.

As far as the Under 18 team goes, I would like to highlight some key points.

- 1) As representatives of baseball in Western Australia when a representative of another state and someone who has played at the highest level in this country, and represented this country in baseball comments on the amazingly high standard of professionalism that this team showed on and off the diamond, we should take that as a huge compliment. To the Under 18 team, you all carried yourself with a great deal of class. Even when things around were not going your way you kept focussed on

why you were there and leant on each other for support. Well done.

- 2) The standard of behaviour that you set for the Under 16s to follow around our accommodation was outstanding. The accommodation had nothing but praise for your behaviour and this was also reflected in the fact that we received some positive comments from other guests.
- 3) You made our job as Coaches extremely rewarding. We asked you guys to try different things, techniques and approaches and you never disregarded our input. Richard (our Strength and Conditioning expert) agreed with this and was really happy to work with you guys.
- 4) Some noteworthy statistics from the Championship: A 7-4 Win/Loss Record; A team ERA of 3.6 compared to opponents 5.25 and we scored 67 runs to our opponents 45.
- 5) Congratulations on an individual level to Riley Spring who finished with highest Batting Average for the tournament and probably deserved some higher individual honours.

#### Thank You

- 1) Players. As I have said, I am extremely proud of this group of young men for the faith they showed in the Coaching Staff. You were an amazing group of young men to work alongside. They dealt with any adversity that stuck its head up and they handled themselves with maturity and class as we started to lose more and more players and the way they accepted the new members of the team was a real credit to themselves.
- 2) Dea Saupold. Once again having such an amazing EO is a key reason for the way the team is prepared and presented and then perceived. Dea is a tireless worker and her attention to detail is second to none. She always ensures that the entire team is well organised and prepared which makes for clear directions and no one is ever unsure of what they are required to do. Dea was also instrumental in getting us to the Championships with the extra running around and organisation involved when bringing in new players.
- 3) Carol Williams. There is no coincidence that having Carol involved across the 16s and 18s is a key reason as to why we made the Championship game in each division. Carol is well respected across the country for her knowledge and also her willingness to ensure the health of all the players is at the forefront of everyone's thinking. Carol knows exactly what is required of all the players and her dedication to ensuring they are managed and recovered so they are ready to play is inspiring.

- 4) The Under 16s Team. To Chris and the entire staff and players, thank you for your cooperation and input. The ability to share resources, the support we offered each other and the willingness to work together made the National Championships and the preparation beforehand a great learning experience.
- 5) Mike Burgermeister and Don Kyle. To have 2 coaches on your staff that are so knowledgeable and such great communicators is a luxury that I know Baseball WA is truly thankful for. They not only know the game, but the way that they deal with the players and strive to get every player reaching their potential is amazing to watch. I continually learn so much from watching you both and the players have nothing but the utmost respect and admiration for all that you have done for them. I can never thank you both enough.
- 6) Perth Heat players and staff. You were all once again extremely available and approachable. Some of the best training time we had was working in with the Heat players and the quality instruction they were able to share with our players.
- 7) Parents and supporters. It was a wonderful experience and I hope that you got something out of your son's involvement in such an elite program. They are truly wonderful young men and the fact that you entrusted them to us is a fact that we as coaches do not take lightly.
- 8) Penny and Digby. Thank you both for allowing me to take on this role again. Digby's work as Bat Bot is always appreciated by the players and Penny's support and involvement as a "nutritionist" is invaluable. Thank you both very much and on behalf of the coaching staff we would all sincerely like to thank our families for their support because if we don't have it then our involvement would not happen.

**Mark Petti, Coach**  
**WA State HEAT**

# Executive Officer's Report

## STAFF

<i>Head Coach</i>	Mark Pettit
<i>Assistant Coach</i>	Don Kyle
<i>Pitching Coach</i>	Mike Burgermeister
<i>Sports Trainer</i>	Carolyn Williams
<i>Executive Office</i>	Deanne Saupold

## TEAM

Jake Baker	Kaleb Bradley
Ulrich Bojarski	Joel Beches
Tyson Cosgrove	Jake Taylor
Jordan Power	Joshua Harvey
Ryan Nuttall	Courtney Jones
Jackson Riley	Liam Collins
Joshua Diggins	Alex Hall
Riley Spring	Conor Merton
Joshua Rawlinson	Maclain Wilson

## TRAINING

Training was held at Barbagallo Ball Park on Monday and Wednesday nights. They trained in conjunction with the Perth Heat which gave the boys plenty of time to familiarise themselves with each other.

## COST

The cost this year was \$3100, this included new playing tops, gear and walk out tops which made the boys look very smart, we did have a lot of comments about the way they looked when all together.

## CAP NIGHT

Was held at Gosnells Home Ground before the Heat Game, which I think, worked really well.

The speeches were short and this gave the boys and their family's opportunity to go and watch the Heat game after presentation.

## ACCOMMODATION AND TRAVEL

Travel was organised through Baseball WA and we flew Virgin Airlines there and back. Leaving on the midnight flight was a great idea as we had a whole day to recover from the flight; the accommodation was at The Meriton Apartments in Sydney. These Apartments worked out really well for the boys and gave them time to bond as team members. There were 4 to a room with the boys buying their own breakfast supplies and stuff this was perfect.

## MEALS

Most meals were close to the apartments within walking distance.

The meals for this year were basic but the canteen staff could not have done enough for us. Even bringing the lunch orders to us at the other ground when we played due to the main playing diamonds out of commission due to heavy rain.

Also these guys made sure that we had ice and water before the game and after the games.

## TOURNAMENT:

Started on the Sunday 10th Jan until the Monday the 18th Jan.

The tournament in general was good, we played well for the first round but just fell short in the second round.

## INJURIES

We only took 18 boys away this season as we had several injuries just before we left.

A knee for David Johns, a broken leg for Jess Williams as well as Ryan Kift a back injury and not able to replace in time unfortunately.

We had a few boys that had niggles here and there but nothing major and it was thanks to Carol once again that the boys stayed the way they did.

## IN CONCLUSION

To the parents that came over for the games and the ones that didn't, thank you to you all. From the stories we heard every day you all seemed to have had a great time and your support throughout the tournament was great.

Thanks again and I hope I can continue to be here for a few more years yet.

***Deanne Saupold***  
***Under 18's Executive Officer***

## Game Results

Game date	Opposing team	Score	r-h-e	/	r-h-e	Inns	Overall	Under 18	Pitcher of record	Attend	Time
Jan 10, 2016	at Queensland	W <u>7-2</u>	7-10-4	/	2-7-2	9	1-0-0	1-0-0	Riley,J (W)	97	2:21
Jan 11, 2016	vs Victoria White	W <u>6-0</u>	6-5-1	/	0-2-4	7	2-0-0	2-0-0	Beches,J (W)	0	1.46
Jan 11, 2016	vs South Australia	W <u>7-2</u>	7-10-0	/	2-4-3	7	3-0-0	3-0-0	Bradley,K (W)	0	1.49
Jan 12, 2016	vs Victoria Blue	<u>1-5</u> L	1-5-7	/	5-6-3	9	3-1-0	3-1-0	Beches,J (L)	0	2.26
Jan 13, 2016	vs Country NSW	W <u>7-4</u>	7-10-3	/	4-8-1	7	4-1-0	4-1-0	Riley,J (W)	0	2:12
Jan 13, 2016	at Aust Capital Territ	<u>3-5</u> L	3-5-3	/	5-7-2	7	4-2-0	4-2-0	Bradley,K (L)	0	1:55
Jan 14, 2016	vs New South Wales	<u>8-11</u> L	8-15-2	/	11-13-1	9	4-3-0	4-3-0	Power,J (L)	0	3.06
Jan 16, 2016	vs Victoria White	W <u>11-7</u>	11-11-3	/	7-7-2	9	5-3-0	5-3-0	Riley,J (W)	0	2:45
Jan 17, 2016	vs South Australia	W <u>8-0</u>	8-8-0	/	0-6-1	7	6-3-0	6-3-0	Wilson,M (W)	0	1.35
Jan 17, 2016	vs Aust Capital Territ	<u>4-6</u> L	4-5-1	/	6-5-2	7	6-4-0	6-4-0	Taylor,J (L)	0	2:07
Jan 18, 2016	vs Aust Capital Territ	W <u>5-3</u>	5-6-1	/	3-5-2	9	7-4-0	7-4-0	Power,J (W)	0	2.51

( ) extra inning game

## Overall Statistics

### Under 18 record: 7-4

Player	avg	gp-gs	ab	r	h	2b	3b	hr	rbi	tb	slg%	bb	hbp	so	gdp	ob%	sf	sh	sb-att	po	a	e	fld%
Spring,Riley	.480	11-10	25	12	12	2	1	0	3	16	.640	13	1	4	1	.667	0	0	1-2	19	23	1	.977
Bojarski,Ulrich	.333	11-10	39	9	13	4	1	2	15	25	.641	2	1	6	0	.364	2	0	3-3	56	2	2	.967
Diggins,Joshua	.333	11-10	36	11	12	2	1	0	5	16	.444	5	0	0	1	.395	2	0	6-7	15	1	1	.941
Nuttall,Ryan	.333	5-2	3	1	1	0	0	0	0	1	.333	0	0	1	0	.333	0	0	0-0	0	2	0	1.000
Power,Jordan	.333	5-3	3	2	1	1	0	0	1	2	.667	0	0	0	0	.333	0	0	0-0	0	2	1	.667
Taylor,Jake	.308	9-8	26	3	8	3	0	0	4	11	.423	6	0	7	0	.438	0	0	0-0	44	5	1	.980
Beches,Joel	.273	9-6	22	6	6	2	0	1	3	11	.500	1	1	1	0	.333	0	1	1-1	6	4	2	.833
Jones,Courtney	.257	11-9	35	4	9	2	0	0	4	11	.314	3	0	3	1	.316	0	0	0-0	46	7	0	1.000
Collins,Liam	.250	7-7	20	3	5	1	1	0	6	8	.400	3	1	8	0	.375	0	1	1-1	10	0	0	1.000
Merton,Conor	.250	5-1	4	0	1	0	0	0	0	1	.250	0	0	1	0	.250	0	0	1-1	1	3	0	1.000
Cosgrove,Tyson	.222	8-6	18	3	4	1	0	0	2	5	.278	0	0	5	0	.211	1	0	0-0	9	5	2	.875
Hall,Alex	.216	10-10	37	8	8	1	1	0	2	11	.297	6	2	6	0	.348	1	0	5-5	14	27	11	.788
Harvey,Joshua	.211	7-6	19	1	4	0	0	0	2	4	.211	0	0	5	1	.211	0	0	4-4	13	2	0	1.000
Rawlinson,Joshua	.158	10-10	38	4	6	2	0	0	5	8	.211	2	1	5	0	.209	2	0	2-2	11	10	4	.840
Riley,Jackson	.000	8-3	8	0	0	0	0	0	0	0	.000	2	0	2	0	.200	0	0	0-1	6	3	0	1.000
Baker-Embery,Jake	.000	4-4	2	0	0	0	0	0	0	0	.000	0	0	0	0	.000	0	0	0-0	4	2	0	1.000
Bradley,Kaleb	.000	4-2	1	0	0	0	0	0	0	0	.000	0	0	0	0	.000	0	0	0-0	1	2	0	1.000
Wilson,MacLain	.000	4-3	0	0	0	0	0	0	1	0	.000	0	0	0	0	.000	1	0	0-0	0	1	0	1.000
Totals	.268	11-11	336	67	90	21	5	3	53	130	.387	43	7	54	4	.354	9	2	24-27	255	101	25	.934
Opponents	.220	11-11	318	45	70	15	5	1	35	98	.308	47	7	64	6	.331	3	5	7-11	252	111	23	.940

LOB - Team (78), Opp (80). DPs turned - Team (10), Opp (6).

### (All games Sorted by Earned run avg)

Player	era	w-l	app-gs	cg	sho	sv	ip	h	r	er	bb	so	2b	3b	hr	ab	b/avg	wp	hbp	bk	sfa	sha
Cosgrove,Tyson	0.00	0-0	2-1	0	0/0	0	7.0	2	0	0	3	1	0	0	0	23	.087	0	0	0	0	0
Merton,Conor	0.00	0-0	4-0	0	0/1	0	5.0	4	0	0	6	4	0	1	0	17	.235	1	0	0	0	1
Rawlinson,Joshua	0.00	0-0	1-0	0	0/0	0	1.2	2	0	0	1	1	2	0	0	7	.286	0	0	0	0	0
Riley,Jackson	1.38	3-0	3-0	0	0/0	0	13.0	9	5	2	5	11	1	1	1	48	.188	0	0	0	0	1
Beches,Joel	1.42	1-1	3-0	0	0/1	0	6.1	5	5	1	2	2	1	0	0	25	.200	2	0	0	1	1
Wilson,Maclain	1.98	1-0	3-2	1	1/1	0	13.2	13	4	3	2	16	2	2	0	53	.245	1	1	0	0	0
Nuttall,Ryan	4.50	0-0	4-1	0	0/0	1	8.0	7	6	4	1	5	1	0	0	30	.233	1	3	0	0	1
Bradley,Kaleb	5.00	1-1	4-2	0	0/1	0	9.0	9	6	5	4	1	2	0	0	34	.265	1	1	0	0	1
Power,Jordan	6.97	1-1	3-2	0	0/0	0	10.1	12	8	8	6	7	5	0	0	41	.293	1	1	0	1	0
Baker-Embery,Jake	7.20	0-0	3-3	0	0/0	0	10.0	6	8	8	14	14	1	1	0	36	.167	1	0	0	0	0
Taylor,Jake	27.00	0-1	1-0	0	0/0	0	1.0	1	3	3	3	2	0	0	0	4	.250	1	1	0	1	0
Totals	3.60	7-4	11-11	1	2/1	1	85.0	70	45	34	47	64	15	5	1	318	.220	9	7	0	3	5
Opponents	5.25	4-7	11-11	1	0/0	2	84.0	90	67	49	43	54	21	5	3	336	.268	19	7	3	9	2

PB - Team (0), Opp (1). SBA/ATT - Jones,C (3-6), Nuttall,R (4-4), Rawlinson,J (3-3), Bojarski,U (1-2), Wilson,M (1-2), B-Embery,J (2-2), Bradley,K (0-1), Merton,C (0-1), Power,J (0-1).

### (All games Sorted by Fielding pct)

Player	c	po	a	e	fld%	dp	sba	csb	sba%	pb	ci
Jones,Courtney	53	46	7	0	1.000	1	3	3	.500	0	0
Harvey,Joshua	15	13	2	0	1.000	1	0	0	---	0	0
Collins,Liam	10	10	0	0	1.000	0	0	0	---	0	0
Riley,Jackson	9	6	3	0	1.000	0	0	0	---	0	0
Baker-Embery,Jake	6	4	2	0	1.000	1	2	0	1.000	0	0
Merton,Conor	4	1	3	0	1.000	0	0	1	.000	0	0
Bradley,Kaleb	3	1	2	0	1.000	1	0	1	.000	0	0
Nuttall,Ryan	2	0	2	0	1.000	0	4	0	1.000	0	0
Wilson,Maclain	1	0	1	0	1.000	0	1	1	.500	0	0
Taylor,Jake	50	44	5	1	.980	3	0	0	---	0	0
Spring,Riley	43	19	23	1	.977	5	0	0	---	0	0
Bojarski,Ulrich	60	56	2	2	.967	3	1	1	.500	0	0
Diggins,Joshua	17	15	1	1	.941	1	0	0	---	0	0
Cosgrove,Tyson	16	9	5	2	.875	0	0	0	---	0	0
Rawlinson,Joshua	25	11	10	4	.840	1	3	0	1.000	0	0
Beches,Joel	12	6	4	2	.833	1	0	0	---	0	0
Hall,Alex	52	14	27	11	.788	6	0	0	---	0	0
Power,Jordan	3	0	2	1	.667	0	0	1	.000	0	0
Totals	381	255	101	25	.934	10	7	4	.636	0	0
Opponents	386	252	111	23	.940	6	24	3	.889	1	0



**Baseball WA Ltd**

**BASEBALL WA  
AWARD WINNERS**





# Annual Report - Baseball WA Ltd

## SL PREMIERSHIP HISTORY

1936	West	1964-65	Victoria Park	1990-91	Morley
1937	West	1965-66	Perth	1991-92	Morley
1938	Press	1966-67	South Perth	1992-93	Wembley
1939	West	1967-68	Perth	1993-94	Perth
1940	Press	1968-69	Perth	1994-95	Perth
1941	Press	1969-70	West Perth	1995-96	Perth
1942-45	Recess	1970-71	Perth	1996-97	Perth
1946	Victoria Park	1971-72	Wembley	1997-98	Wanneroo
1947	South Perth	1972-73	Wembley	1998-99	Wanneroo
1948	South Perth	1973-74	East Fremantle	1999-2000	South Perth
1949	Perth	1974-75	Eagles	2000-01	South Perth
1950	Perth	1975-76	Perth	2001-02	South Perth
1951	South Perth	1976-77	Victoria Park	2002-03	Wanneroo
1952	South Perth	1977-78	Wembley	2003-04	South Perth
1953	Swan Districts	1978-79	Victoria Park	2004-05	South Perth
1954	Swan Districts	1979-80	Wembley	2005-06	Perth
1955	Swan Districts	1980-81	Victoria Park	2006-07	Swan Districts
1956	Swan Districts	1981-82	Victoria Park	2007-08	Swan Districts
1957	Swan Districts	1982-83	Perth	2008-09	Wanneroo
1958	Swan Districts	1983-84	Perth	2009-10	Morley Eagles
1959	Swan Districts	1984-85	Victoria Park	2010-11	Wanneroo
1960	Perth	1985-86	Morley	2011-12	South Perth
1961	Perth	1986-87	Cockburn	2012-13	South Perth
1962	Swan Districts	1987-88	Melville	2013-14	Braves
1963	Swan Districts	1988-89	Melville	2014-15	Braves
1963-64	West Perth	1989-90	West Stirling	2015-16	Wanneroo

### STATE LEAGUE ALL-STAR TEAM

Catcher	Kevin Clark, Braves Baseball Club
First Base	Graeme Scorer, Braves Baseball Club
Second Base	Jalen McGee, West Stirling Baseball Club
Third Base	Jordan Dyer, Braves Baseball Club
Short Stop	Nick Lonbardi Swan Districts Baseball Club
Outfield	Ryan Kift, Wanneroo Baseball Club
	Max Wheeler, South Perth Baseball Club
	Joshua Diggins, Rockingham Baseball Club
Designated Hitter	Eric Grabe, Braves Baseball Club
RH Starting Pitcher	Joseph Parsons, Morley Baseball Club
LH Starting Pitcher	Ryan Bollinger, Braves Baseball Club
Relief Pitcher	Brendan Sing, Morley Eagles Baseball Club
Manager	Andrew Kyle, Wanneroo Baseball Club



# Annual Report - Baseball WA Ltd

## SL FAIREST & BEST

### The Neville Pratt Medal

Previously the "Presidents' Medal" 1952-2000 & Incorporating the James Garfield Crawford Memorial Award (1984-85 onwards)

1952	Jim Dore, South Perth	1985-86	Graham Ward, Swan Districts
1953 & 54	Doug Stewart, Wembley	1986-87	Ray Michell, Wembley
1955	Don Callanan, West Perth	1987-88	Dave Rusin, Melville
1956	Kevin Parry, Northern Suburbs	1988-89	Dave Rusin, Melville
1957	Kaye Greenham, Swan Districts	1989-90	Brett List, Perth
1958	Bob Meloncelli, Victoria Park	1990-91	Kevin Driscoll, Morley
1959	Norm Macey Jnr, West Perth	1991-92	Dave Rusin, Melville
1960	Bob Meloncelli, VicPark & Brian Wren, West Perth	1992-93	John Greenleaf, Wemb & Steve Johnson, W Stirling
1961	Neville Pratt, Nedlands	1993-94	Dave Rusin, Melville
1962	Eddie Hayes & Denis Adams, Victoria Park	1994-95	Dave Rusin, South Perth
1963	Mel O'Hern, Swan Districts	1995-96	Jeff Wishart, Wembley
1963-64	Graeme Menner, South Perth	1996-97	Brad Williamson, Morley
1964-65	Ron Thornton, West Perth	1997-98	Kevin Hooker, Wanneroo
1965-66	Graeme Menner, South Perth	1998-99	Kevin Hooker, Wanneroo
1966-67	Mel O'Hern, Swan Districts		
1967-68	Bob Meloncelli, Victoria Park	BASEBALL WA LTD	
1968-69	Mel O'Hern, Swan Districts	1999-00	Mike Boire, Wanneroo
1969-70	Mel O'Hern, Swan Districts	2000-01	Gavin Edmondson, West Stirling
1970-71	Alan Cunningham, SPPerth & Sid Thompson, Wemb	2001-02	Michael Moyle, Perth
1971-72	Bob Harris, Swan Districts	2002-03	Steve Fish, Wanneroo
1972-73	Sid Thompson, Wembley	2003-04	Brad Thomas, Wanneroo
1973-74	Sid Thompson, Wembley	2004-05	Matthew Brendon, Perth
1974-75	Ray Del Carlo, University	2005-06	Ryan Schurman, Gosnells
1975-76	Kerry Wither, Swan Districts	2006-07	Brendon Thomas, Morley
1976-77	Neil Page, University	2007-08	Steve Fish, Wanneroo
1977-78	Mark Stipetich, Vic Park & Ray Michell, Wembley	2008-09	Brad Reeves, Morley & Kevin Roovers, Gosnells
1978-79	Mark Stipetich, Victoria Park	2009-10	Brad Thomas, Wanneroo
1979-80	Mark Stipetich, Victoria Park	2010-11	Graeme Scorer, Melville
1980-81	Ray Michell, Perth	2011-12	Dylan Jones, Morley
1981-82	Graham Ward, Swan Districts	2012-13	Matthew Erickson, Wembley
1982-83	Dave Rusin, Fremantle	2013-14	Michael McIver, Wembley
1983-84	Mike Burgermeister, Kelmscott	2014-15	Ryan Bollinger, Braves
1984-85	Doug Mateljan, Swan Districts	2015-16	Jordan Dyer, Braves



## State League Awards

AWARD	WINNER	CLUB
Kerry Lehane Award Golden Glove	Nick Lombardi	Swan Districts
Rod Byrne Award Stolen Bases	Max Wheeler Cody Mombourquette Joshua Diggins	South Perth South Perth Rockingham Rams
Most Runs Scored	Jordan Dyer Eric Grabe	Braves Braves
Fred & Norma Rae Award Slugging Average	Jordan Dyer	Braves
Peter Solomon Award Runs Batted In (RBI)	Graeme Scorer	Braves
Bill Sinclair Award Home Runs	Eric Grabe	Braves
Team Spencer Pitcher Award Most Wins	Ryan Bolinger Chris Bossenbery Benn Grice Brandon Jackson Dylan Peacock Brendan Sing Brandon Jackson	Braves West Stirling Indians Rockingham Rams Wanneroo Giants Swan Districts Morley Eagles Wanneroo Giants
New Start Mortgage Group ERA	Brandon Jackson	Wanneroo Giants
Fireman's Award	Jason Ryan	Wanneroo
Don Callanan Award Batting Average (including Keith Long Memorial Award)	Jordan Dyer	Braves
A&N Car Factory Champion Club Achievement Award	Braves	
Maxine Medal MVP Grand Final	Ryan Bolinger	Braves
WABUA Best Under 21 Player	Joshua Diggins	Rockingham

## Fairest and Best Awards

GRADE	WINNER	CLUB
Colts 3 South	George Whitebrook	South Perth
Colts 3 North	Jaygar Martin	Vic Park/Belmont
Colts 2	Ryan Brice	Wanneroo Orange
Colts 1	Alec Johnson	Carine Cats
Women	Christina Kreppold	Braves
E Grade	Sam Adrian	Cockburn Cobras
D Grade	Damon Clark	Wanneroo Giants
C Grade	Jason Langoulant	Willetton Wildcats
B Grade	Scott Dixey	Vic Park/Belmont
A Grade	Mitchell Yeats	Wanneroo Giants
AA Grade	Sean Duxbury	South Perth
AAA Grade	Ben MacPherson	West Stirling
SL	Jordan Dyer	Braves

## Batting Average Awards

GRADE	AVERAGE	WINNER	CLUB
Colts 3 South	529	Ethan Gozzi	South Perth
Colts 3 North	643	Connor Swift	Eastern Hills
Colts 2	548	Jack Ramsay	Peek Mariners
Colts 1	688	Ulrich Bojarski	Carine Cats
Women	714	Tabitha Callendar	Vic Park/Belmont
E Grade	644	Trevor Crisp	Wanneroo
D Grade	636	Matthew Curruthers	Willetton Wildcats
C Grade	625	Andrew Havercroft	Willetton Wildcats
B Grade	615	Brett Edwards	Braves
A Grade	667	Ian Bradstreet	West Stirling Indians
AA Grade	606	Lee Darracott	Peel Diamond Sports
AAA Grade	469	Brent Kiesura	West Stirling Indians

## Team Awards

GRADE	AWARD	CLUB
Women Div A	Sue Luscombe Minor Premiership Shield	Braves
	Premiership Cup	Braves
Women Div B	Premiership Cup	Kalamunda Rangers
		Willetton Wildcats
E Grade	Minor Premiership Shield	Cockburn Cobras
	Premiership Cup	Vic Park/Belmont
D Grade	Robin Nussey Minor Premiership Shield	Willetton Wildcats
	Premiership Cup	Perth
C Grade	Andy Meloncelli Minor Premiership Shield	Gosnells Hawks
B Grade	A.J. Smith Minor Premiership Shield	Vic Park/Belmont
	Premiership Cup	Wanneroo Giants
A Grade	Ian Ross Minor Premiership Shield	Wanneroo Giants
	Premiership Cup	Wanneroo Giants
AA Grade	Harry Duncan Minor Premiership Shield	Willetton Wildcats
	Premiership Cup	Willetton Wildcats
AAA Grade	R.J. McFarlane Minor Premiership Shield	West Stirling
	Premiership Cup	Braves
SL	Pratt-Solomon Minor Premiership Shield	Braves
	Premiership Cup	Wanneroo

# Baseball WA Ltd

# FINANCIAL REPORT

**For the year ended 30 June 2016**

**all WA LTD • ABN 21 522 890 770**

**Liability limited by a scheme approved under Professional Standards Legislation**



**BASEBALL WA LIMITED  
A.B.N. 21 522 890 770**

**FINANCIAL REPORT  
FOR THE YEAR ENDED  
30 JUNE 2016**

**Liability limited by a scheme approved under  
Professional Standards Legislation**

**BASEBALL WA LIMITED**  
**A.B.N. 21 522 890 770**

**CONTENTS**

Directors' Report

Auditor's Independence Declaration

Statement of Profit or Loss And Other Comprehensive Income

Statement of Financial Position

Statement of Changes in Equity

Statement of Cash Flows

Notes to the Financial Statements

Directors' Declaration

Auditor's Report

**BASEBALL WA LIMITED**  
**A.B.N. 21 522 890 770**

**DIRECTORS' REPORT**

The directors present their report on the company for the financial year ended 30 June 2016.

**Information on Directors**

The names of each person who has been a director during the year and to the date of this report are:

Mr Stephen Henry Byrne  
Mr Michael Peter Andruszkiw  
Mr Gary John Arnell  
Mr Shane Tonkin  
Mr Anthony Mark Beyer  
Mrs Michelle Evelyn Palethorpe (Resigned: 23 March 2016)  
Mr Greg John Maynard (Resigned: 20 April 2016)  
Mr Phillip James Gregson (Appointed: 29 September 2015)  
Mrs Robbie Murphy (Appointed: 19 January 2016)

Directors have been in office since the start of the financial year to the date of this report unless otherwise stated.

**Operating Results**

The loss of the company after providing for income tax amounted to \$52,904.

**Significant Changes in the State of Affairs**

There have been no significant changes in the state of affairs of the Company during the year.

**Principal Activities**

The principal activities of the company during the financial year were Promotion of baseball activities..

No significant changes in the nature of the company's activity occurred during the financial year.

**Events After the Reporting Date**

No matters or circumstances have arisen since the end of the financial year which significantly affected or may significantly affect the operations of the company, the results of those operations, or the state of affairs of the company in future financial years.

**Environmental Issues**

The company's operations are not regulated by any significant environmental regulations under a law of the Commonwealth or of a state or territory of Australia.

**Dividends paid or recommended**

No dividends were paid or declared since the start of the financial year. No recommendation for payment of dividends has been made.

**Options**

No options over issued shares or interests in the company were granted during or since the end of the financial year and there were no options outstanding at the date of this report.

**BASEBALL WA LIMITED**  
**A.B.N. 21 522 890 770**

**DIRECTORS' REPORT**

**Indemnification and Insurance of Officers and Auditors**


No indemnities have been given or insurance premiums paid, during or since the end of the financial year, for any person who is or has been an officer or auditor of the company.

**Auditor's Independence Declaration**

The lead auditor's independence declaration in accordance with section 307C of the Corporations Act 2001, for the year ended 30 June 2016 has been received and can be found on page 3.

Signed in accordance with a resolution of the Board of Directors:

**Director:**

  
\_\_\_\_\_  
Mr Stephen Henry Byrne

**Director:**

  
\_\_\_\_\_  
Mr Lachlan Dale

**Dated this 3rd day of October 2016**



**INDEPENDENT AUDITOR'S REPORT  
TO THE MEMBERS OF BASEBALL WA LIMITED  
A.B.N. 21 522 890 770**

**Auditor's Opinion**

In my opinion:

- (a) the financial report of Baseball WA Limited is in accordance with the Corporations Act 2001, including:
  - (i) giving a true and fair view of the company's financial position as at 30 June 2016 and of its performance for the year ended on that date; and
  - (ii) complying with Australian Accounting Standards and the Corporations Regulations 2001; and
- (b) The financial report also complies with International Financial Reporting Standards as disclosed in Note 1.

**Name of Firm:** David Craig  
Chartered Accountant

**Name of Principal:** \_\_\_\_\_

David Craig

**Address:** Suite 7, 16 Nicholson Road, Subiaco WA

**Dated this 3rd day of October 2016**

**BASEBALL WA LIMITED**  
**A.B.N. 21 522 890 770**

**STATEMENT OF PROFIT OR LOSS AND OTHER COMPREHENSIVE INCOME**  
**FOR THE YEAR ENDED 30 JUNE 2016**

	Note	2016 \$	2015 \$
<b>Income</b>			
Revenue	2	1,224,386	1,656,575
<b>Expenditure</b>			
Auditor's remuneration	3	(6,850)	(5,620)
Bad and doubtful debt expenses		-	(40,381)
Depreciation and amortisation expenses		(15,554)	(15,964)
Employee benefits expenses		(283,259)	(271,433)
Other expenses		(991,627)	(1,368,502)
		<u>(52,904)</u>	<u>(45,325)</u>
<b>Loss for the year</b>	<b>4</b>	<u>(52,904)</u>	<u>(45,325)</u>
<b>Total comprehensive income for the year</b>		<u>(52,904)</u>	<u>(45,325)</u>

The accompanying notes form part of these financial statements.

**BASEBALL WA LIMITED**  
**A.B.N. 21 522 890 770**

**STATEMENT OF FINANCIAL POSITION**  
**AS AT 30 JUNE 2016**

	Note	2016 \$	2015 \$
<b>ASSETS</b>			
<b>CURRENT ASSETS</b>			
Cash and cash equivalents	5	1,172,465	733,472
Trade and other receivables	6	233,491	52,839
Other current assets	7	232	232
<b>TOTAL CURRENT ASSETS</b>		<u>1,406,188</u>	<u>786,543</u>
<b>NON-CURRENT ASSETS</b>			
Property, plant and equipment	8	3,913,828	3,487,302
<b>TOTAL NON-CURRENT ASSETS</b>		<u>3,913,828</u>	<u>3,487,302</u>
<b>TOTAL ASSETS</b>		<u>5,320,016</u>	<u>4,273,845</u>
<b>LIABILITIES</b>			
<b>CURRENT LIABILITIES</b>			
Trade and Other Payables	9	75,007	17,874
Provisions	10	36,161	19,219
Other current liabilities	11	1,689,000	664,000
<b>TOTAL CURRENT LIABILITIES</b>		<u>1,800,168</u>	<u>701,093</u>
<b>TOTAL LIABILITIES</b>		<u>1,800,168</u>	<u>701,093</u>
<b>NET ASSETS</b>		<u>3,519,848</u>	<u>3,572,752</u>
<b>EQUITY</b>			
Reserves	12	648,334	648,334
Retained earnings	13	2,871,514	2,924,418
<b>TOTAL EQUITY</b>		<u>3,519,848</u>	<u>3,572,752</u>

The accompanying notes form part of these financial statements.

**BASEBALL WA LIMITED**  
**A.B.N. 21 522 890 770**

**STATEMENT OF CHANGES IN EQUITY**  
**FOR THE YEAR ENDED 30 JUNE 2016**

	Note	Retained earnings \$	Asset Revaluation Reserve \$	Total \$
<b>Balance at 1 July 2014</b>		2,969,743		2,969,743
Opening balance for the year			648,334	648,334
Profit attributable to equity shareholders		<u>(45,325)</u>		<u>(45,325)</u>
<b>Balance at 30 June 2015</b>		<u>2,924,418</u>	<u>648,334</u>	<u>3,572,752</u>
Profit attributable to equity shareholders		<u>(52,904)</u>		<u>(52,904)</u>
<b>Balance at 30 June 2016</b>		<u>2,871,514</u>	<u>648,334</u>	<u>3,519,848</u>

The accompanying notes form part of these financial statements.

**BASEBALL WA LIMITED**  
**A.B.N. 21 522 890 770**

**STATEMENT OF CASH FLOWS**  
**FOR THE YEAR ENDED 30 JUNE 2016**

	<b>2016</b>	<b>2015</b>
	<b>\$</b>	<b>\$</b>
<b>Cash Flows from operation activities</b>		
Receipts from customers	655,190	1,091,166
Receipts from Grants	1,387,850	871,591
Payments to suppliers and employees	(1,180,222)	(1,713,076)
<b>Net Cash provided by / (used in) operating activities</b>	<b>862,818</b>	<b>249,681</b>
<b>Cash Flows from Investing activities</b>		
Interest received	18,241	2,173
Payments for property, plant & equipment	(442,068)	(31,632)
<b>Net Cash provided by investing activities</b>	<b>(423,827)</b>	<b>(29,459)</b>
<b>Cash Flows from Financing Activities</b>		
Repayment of Borrowings	-	-
<b>Net Cash provided by / (used in) operating activities</b>	<b>-</b>	<b>-</b>
Net increase /(decrease) in cash and cash equivalents	438,992	219,990
Cash at beginning of financial year	733,473	513,483
<b>Cash at end of financial year</b>	<b>5</b> <u>1,172,465</u>	<u>733,473</u>

The accompanying notes form part of these financial statements.

**BASEBALL WA LIMITED**  
**A.B.N. 21 522 890 770**

**NOTES TO THE FINANCIAL STATEMENTS**  
**FOR THE YEAR ENDED 30 JUNE 2015**

---

**1 Summary of Significant Accounting Policies**

The financial statements cover Baseball WA Limited as an individual entity. Baseball WA Limited is a company limited by shares, incorporated and domiciled in Australia.

**Basis of Preparation**

The financial statements are general purpose financial statements that have been prepared in accordance with Australian Accounting Standards, Australian Accounting Interpretations, other authoritative pronouncements of the Australian Accounting Standards Board (AASB) and the Corporations Act 2001.

These financial statements and notes comply with International Financial Reporting Standards as issued by the International Accounting Standards Board.

The significant accounting policies used in the preparation and presentation of these financial statements are provided below and are consistent with prior reporting periods unless stated otherwise.

The financial statements are based on historical costs, except for the measurement at fair value of selected non-current assets, financial assets and financial liabilities.

**Income Tax**

The association is exempt from income tax by virtue of section 50-45 of the Income Tax Assessment Act 1997 (as amended).

**Property, Plant and Equipment**

Classes of property, plant and equipment that qualify for recognition as an asset are initially measured at cost. Where the association acquires an asset at no cost, or for a nominal cost it is recognised at its fair value as at the date of acquisition.

Costs include purchase price, other directly attributable costs and the initial estimate of the costs of dismantling and restoring the asset, where applicable.

**Land and buildings**

Using the revaluation model, land and buildings are carried at a revalued amount, being its fair value at the date of the revaluation less any subsequent impairment losses.

**Plant and equipment**

Using the cost model, plant and equipment are subsequently carried at cost less any accumulated depreciation and any impairment losses.

**BASEBALL WA LIMITED**  
**A.B.N. 21 522 890 770**

**NOTES TO THE FINANCIAL STATEMENTS**  
**FOR THE YEAR ENDED 30 JUNE 2015**

---

**Depreciation**

The depreciable amount of all property, plant and equipment, except for freehold land is depreciated on a straight line method from the date that management determine that the asset is available for use. The assets residual values and useful lives are reviewed, and adjusted if appropriate, at each balance sheet date.

Gains and losses on disposals are determined by comparing proceeds with the carrying amount. On realisation these are included in the income statement.

**Financial Instruments**

Financial instruments are recognised initially using trade date accounting, i.e. on the date that the company becomes party to the contractual provisions of the instrument.

On initial recognition, all financial instruments are measured at fair value plus transaction costs (except for instruments measured at fair value through profit or loss where transaction costs are expensed as incurred).

**Loans and receivables**

Loans and receivables are non-derivative financial assets with fixed or determinable payments that are not quoted in an active market. They arise principally through the provision of goods and services to customers but also incorporate other types of contractual monetary assets.

After initial recognition these are measured at amortised cost using the effective interest method, less provision for impairment. Any change in their value is recognised in profit or loss.

The company's trade and most other receivables fall into this category of financial instruments.

Discounting is omitted where the effect of discounting is considered immaterial.

Significant receivables are considered for impairment on an individual asset basis when they are past due at the reporting date or when objective evidence is received that a specific counterparty will default.

The amount of the impairment is the difference between the net carrying amount and the present value of the future expected cash flows associated with the impaired receivable.

For trade receivables, impairment provisions are recorded in a separate allowance account with the loss being recognised in profit or loss. When confirmation has been received that the amount is not collectable, the gross carrying value of the asset is written off against the associated impairment provision.

Subsequent recoveries of amounts previously written off are credited against other expenses in profit or loss.

**BASEBALL WA LIMITED**  
**A.B.N. 21 522 890 770**

**NOTES TO THE FINANCIAL STATEMENTS**  
**FOR THE YEAR ENDED 30 JUNE 2015**

---

In some circumstances, the company renegotiates repayment terms with customers which may lead to changes in the timing of the payments, the company does not necessarily consider the balance to be impaired, however assessment is made on a case-by-case basis.

**Financial assets at fair value through profit or loss**

Financial assets at fair value through profit or loss include financial assets:

- acquired principally for the purpose of selling in the near future
- designated by the entity to be carried at fair value through profit or loss upon initial recognition or
- which are derivatives not qualifying for hedge accounting.

Assets included within this category are carried in the statement of financial position at fair value with changes in fair value recognised in finance income or expenses in profit or loss.

**Held-to-maturity investments**

Held-to-maturity investments are non-derivative financial assets with fixed or determinable payments and fixed maturity. Investments are classified as held-to-maturity if it is the intention of the company's management to hold them until maturity.

Held-to-maturity investments are subsequently measured at amortised cost using the effective interest method, with revenue recognised on an effective yield basis. In addition, if there is objective evidence that the investment has been impaired, the financial asset is measured at the present value of estimated cash flows. Any changes to the carrying amount of the investment are recognised in profit or loss.

**Available-for-sale financial assets**

Available-for-sale financial assets are non-derivative financial assets that do not qualify for inclusion in any of the other categories of financial assets. The company's available-for-sale financial assets include listed securities.

Purchases and sales of available-for-sale investments are recognised on settlement date.

Available-for-sale financial assets are measured at fair value, with subsequent changes in value recognised in other comprehensive income.

Gains and losses arising from financial instruments classified as available-for-sale are only recognised in profit or loss when they are sold or when the investment is impaired.

In the case of impairment or sale, any gain or loss previously recognised in equity is transferred to the profit or loss.



**BASEBALL WA LIMITED**  
**A.B.N. 21 522 890 770**

**NOTES TO THE FINANCIAL STATEMENTS**  
**FOR THE YEAR ENDED 30 JUNE 2015**

---

Losses recognised in prior period statement of comprehensive income resulting from the impairment of debt securities are reversed through the statement of comprehensive income, if the subsequent increase can be objectively related to an event occurring after the impairment loss was recognised in profit or loss.

A significant or prolonged decline in value of an available-for-sale asset below its cost is objective evidence of impairment, in this case, the cumulative loss that has been recognised in other comprehensive income is reclassified from equity to profit or loss as a reclassification adjustment. Any subsequent increase in the value of the asset is taken directly to other comprehensive income.

### **Impairment of Non-Financial Assets**

At the end of each reporting period the company reviews the non-financial assets for impairment where events or changes in circumstances indicate that the carrying amount may not be recoverable. For goodwill, indefinite life intangible assets and intangible assets that are not yet ready for use, this review must be undertaken annually irrespectively.

Where these indicators exist the recoverable amount of the asset is estimated.

The recoverable amount of an asset or cash-generating unit (CGU) is the higher of the fair value less costs of disposal and the value in use. Value in use is the present value of the future cash flows expected to be derived from an asset or cash-generating unit.

Where assets do not operate independently of other assets, the recoverable amount of the relevant CGU is estimated.

Where the recoverable amount is less than the carrying amount, an impairment loss is recognised in the profit or loss.

Reversal indicators are considered in subsequent periods for all assets which have suffered an impairment loss, except for goodwill.

### **Employee Benefits**

A provision is made for employee benefits arising from services rendered by employees to the end of the reporting period. Employee benefits that are expected to be settled within one year have been measured at the amounts expected to be paid when the liability is settled.

Employee benefits expected to be settled more than twelve months after the end of the reporting period have been measured at the present value of the estimated future cash outflows to be made for those benefits. In determining the liability, consideration is given to employee wage increases and the probability that the employee may satisfy vesting requirements. Cash flows are discounted using market yields on national government bonds with terms to maturity that match the expected timing of cash flows. Changes in the measurement of the liability are recognised in the profit or loss.

Employee benefits are presented as current liabilities in the statement of financial position if the company does not have an unconditional right to defer settlement of the liability for at least 12 months after the reporting date regardless of the classification of the liability for measurement purposes under AASB 119.

**BASEBALL WA LIMITED**  
**A.B.N. 21 522 890 770**

**NOTES TO THE FINANCIAL STATEMENTS**  
**FOR THE YEAR ENDED 30 JUNE 2015**

---

### **Provisions**

Provisions are recognised when the company has a legal or constructive obligation, as a result of past events, for which it is probable that an outflow of economic benefits will result and that outflow can be reliably measured.

Provisions are measured at the present value of management's best estimate of the outflow required to settle the obligation at the end of the reporting year. The discount rate used is a pre-tax rate that reflects current market assessments of the time value of money and the risks specific to the liability. The increase in the provision due to the unwinding of the discount is taken to finance costs in the statement of other comprehensive income.

### **Cash and Cash Equivalents**

Cash and cash equivalents comprises cash on hand, demand deposits and short-term investments which are readily convertible to known amounts of cash and which are subject to an insignificant risk of change in value. Bank overdrafts also form part of cash equivalents for the purpose of the statement of cash flows and are presented within current liabilities on the statement of financial position.

### **Revenue and Other Income**

Revenue is recognised when the amount of the revenue can be measured reliably, it is probable that economic benefits associated with the transaction will flow to the entity and specific criteria relating to the type of revenue as noted below, has been satisfied.

Revenue is measured at the fair value of the consideration received or receivable and is presented net of returns, discounts and rebates.

### **Goods and Services Tax (GST)**

Revenues, expenses and assets are recognised net of the amount of goods and services tax (GST), except where the amount of GST incurred is not recoverable from the Australian Taxation Office (ATO).

Receivables and payables are stated inclusive of GST. The net amount of GST recoverable from, or payable to, the ATO is included as part of receivables or payables in the statement of financial position.

Cash flows in the statement of cash flows are included on a gross basis and the GST components of cash flows arising from investing or financing activities which are recoverable from, or payable to, the taxation authority are classified as operating cash flows.

**BASEBALL WA LIMITED**  
**A.B.N. 21 522 890 770**

**NOTES TO THE FINANCIAL STATEMENTS**  
**FOR THE YEAR ENDED 30 JUNE 2015**

---

**Comparative Amounts**

Comparatives are consistent with prior years, unless otherwise stated.

Where a change in comparatives has also affected the opening retained earnings previously presented in a comparative period, an opening statement of financial position at the earliest date of the comparative period has been presented.

**BASEBALL WA LIMITED**  
**A.B.N. 21 522 890 770**

**NOTES TO THE FINANCIAL STATEMENTS**  
**FOR THE YEAR ENDED 30 JUNE 2016**

	<b>2016</b>	<b>2015</b>
	<b>\$</b>	<b>\$</b>
<b>2 Revenue and Other Income</b>		
<b>Revenue</b>		
Sales revenue:		
Rendering of services	843,109	1,209,402
Other revenue:		
Program & Competition revenue	301,588	339,011
Interest received	18,241	2,174
Other revenue	81,448	105,988
	<u>401,277</u>	<u>447,173</u>
<b>Total revenue</b>	<u>1,244,386</u>	<u>1,656,575</u>
<b>Program &amp; Competition revenue from:</b>		
Program Fees	85,428	127,602
Competition Fees	216,160	211,409
<b>Total Program &amp; Competition revenue</b>	<u>301,588</u>	<u>339,011</u>
<b>Interest revenue from:</b>		
Interest Received	18,241	2,174
<b>Total interest revenue on financial assets not at fair value through profit or loss</b>	<u>18,241</u>	<u>2,174</u>
<b>Other revenue from:</b>		
Other Income	7,993	29,808
Rent Received	73,454	76,180
<b>Total other revenue</b>	<u>66,229</u>	<u>105,988</u>
<b>3 Auditor's Remuneration</b>		
Auditor's Remuneration	<u>6,850</u>	<u>5,620</u>
<b>4 Loss for the year</b>		
Profit before income tax from continuing operations includes the following specific expenses:		
<b>Expenses</b>		
Depreciation of property, plant and equipment	15,554	15,964

**BASEBALL WA LIMITED**  
**A.B.N. 21 522 890 770**

**NOTES TO THE FINANCIAL STATEMENTS**  
**FOR THE YEAR ENDED 30 JUNE 2016**

	<b>2016</b>	<b>2015</b>
	<b>\$</b>	<b>\$</b>
Bad Debts Written Off	-	40,381
Total bad and doubtful debts	<u>-</u>	<u>40,381</u>
<b>5 Cash and Cash Equivalents</b>		
Term Deposit	-	308,500
Term Deposit - ANZ	8,500	-
Cash at Bank - ANZ Bank	2,697	8,700
Cash and Bank - Bendigo	116,401	5,783
Cash at Bank - State Team Account	18,557	102
Cash at Bank - Bendigo Development	1,026,310	410,388
	<u>1,172,465</u>	<u>733,473</u>
<b>Reconciliation of cash</b>		
Cash and Cash equivalents reported in the statement of cash flows are reconciled to the equivalent items in the statement of financial position as follows:		
Balances as above	<u>1,172,465</u>	<u>733,472</u>
Balances per statement of cash flows	<u>1,172,465</u>	<u>733,472</u>
<b>6 Trade and Other Receivables</b>		
<b>Current</b>		
Sundry Debtors	50	50
Trade Debtors	224,718	52,788
Superannuation Payable	660	-
Other Debtors	8,062	-
	<u>233,491</u>	<u>52,838</u>

The carrying value of trade receivables is considered a reasonable approximation of fair value due to the short term nature of the balances.

**BASEBALL WA LIMITED**  
**A.B.N. 21 522 890 770**

**NOTES TO THE FINANCIAL STATEMENTS**  
**FOR THE YEAR ENDED 30 JUNE 2016**

	<b>2016</b>	<b>2015</b>
	<b>\$</b>	<b>\$</b>
<b>7 Other Non-Financial Assets</b>		
<b>Current</b>		
Deposit - Keys	<u>232</u>	<u>232</u>
<b>8 Property, Plant and Equipment</b>		
<b>BUILDINGS</b>		
<b>Buildings at:</b>		
2010 Valuation	648,334	648,334
Facility Buildings	2,781,493	2,781,493
Stage 1 Development	452,207	19,137
Less accumulated depreciation	<u>(21,436)</u>	<u>(18,729)</u>
<b>Total Buildings</b>	<u>3,860,598</u>	<u>3,430,235</u>
<b>PLANT AND EQUIPMENT</b>		
<b>Plant and Equipment:</b>		
At cost	200,211	191,213
Accumulated depreciation	<u>(146,981)</u>	<u>(134,147)</u>
<b>Total Plant and Equipment</b>	<u>53,230</u>	<u>57,066</u>
<b>Total Property, Plant and Equipment</b>	<u>3,913,828</u>	<u>3,487,302</u>
<b>9 Trade and Other Payables</b>		
<b>Current</b>		
Trade Creditors	7,291	9,996
Other Creditors	-	1,500
Credit Cards Payable	1,244	993
Superannuation Payable	-	5,385
GST Payable	<u>66,472</u>	<u>-</u>
	<u>75,007</u>	<u>17,874</u>

**BASEBALL WA LIMITED**  
**A.B.N. 21 522 890 770**

**NOTES TO THE FINANCIAL STATEMENTS**  
**FOR THE YEAR ENDED 30 JUNE 2016**

	<b>2016</b>	<b>2015</b>
	<b>\$</b>	<b>\$</b>
<b>10 Provisions</b>		
Provision for Holiday Pay and LSL	36,161	19,219
<b>Total provisions</b>	<u>36,161</u>	<u>19,219</u>
<b>11 Other Liabilities</b>		
<b>Current</b>		
Unexpended Grants	<u>1,689,000</u>	<u>664,000</u>
<b>12 Revaluation Reserves</b>		
Balance at the beginning of the year	648,334	648,334
Transfer from/(to) revaluation reserve	-	-
Balance at the end of the year	<u>648,334</u>	<u>648,334</u>
<b>13 Retained Earnings</b>		
Retained earnings at the beginning of the financial year	2,924,418	2,969,743
Net loss attributable to members of the company	<u>(52,904)</u>	<u>(45,325)</u>
Retained earnings at the end of the financial year	<u>2,871,514</u>	<u>2,924,418</u>
<b>14 Cash Flow Information</b>		
<b>Reconciliation of Cash Flow from Operations with Profit after Income Tax</b>		
Loss after income tax	(52,904)	(45,325)
<b>Non-cash flows in profit</b>		
Depreciation	15,554	15,964
<b>Changes in assets and liabilities, net of the effects of purchase and disposal of subsidiaries</b>		
(Increase)/decrease in trade and other receivables	(180,652)	8,356
Increase/(decrease) in trade and other payables	57,133	(29,734)
Increase/(decrease) in provisions	16,942	2,556
Increase/(decrease) in other liabilities	<u>1,025,000</u>	<u>300,000</u>
	<u>881,072</u>	<u>251,816</u>

**BASEBALL WA LIMITED**  
**A.B.N. 21 522 890 770**

**NOTES TO THE FINANCIAL STATEMENTS**  
**FOR THE YEAR ENDED 30 JUNE 2015**

---

**15 Financial Risk Management**

The company is exposed to a variety of financial risks through its use of financial instruments.

This note discloses the company's objectives, policies and processes for managing and measuring these risks.

The company's overall risk management plan seeks to minimise potential adverse effects due to the unpredictability of financial markets.

The company does not speculate in financial assets.

The company does not have any derivative instruments at 30 June 2016.

**Objectives, Policies and Processes**

Risk management is carried out by the company's Board of Directors.

Reports are presented by the CEO at each board meeting identifying financial risks (if any) associated with the use of financial instruments.

The board as a whole develops strategies to mitigate the risk exposure of the company.

The company does not hold any financial assets with terms that have been renegotiated, but which would otherwise be past due or impaired.

The other classes of receivables do not contain impaired assets.

**16 Company Details**

Baseball WA Limited

Registered Office  
Suite 7, 16 Nicholson Rd  
SUBIACO WA 6008




**BASEBALL WA LIMITED**  
**A.B.N. 21 522 890 770**


**DIRECTORS' DECLARATION**

The directors of the company declare that:

1. The financial statements and notes, as set out on pages 1 to 18, for the year ended 30 June 2016 are in accordance with the Corporations Act 2001 and:
  - (a) comply with Accounting Standards, which, as stated in accounting policy Note 1 to the financial statements, constitutes explicit and unreserved compliance with International Financial Reporting Standards (IFRS); and
  - (b) give a true and fair view of the financial position and performance of the company.
2. In the directors' opinion, there are reasonable grounds to believe that the company will be able to pay its debts as and when they become due and payable.

This declaration is made in accordance with a resolution of the Board of Directors.

Director:   
Mr Stephen Henry Byrne

Director:   
Mr Lachlan Dale

**Dated this 3rd day of October 2016**

**INDEPENDENT AUDITOR'S REPORT  
TO THE MEMBERS OF BASEBALL WA LIMITED  
A.B.N. 21 522 890 770**

**Report on the Financial Report**

I have audited the accompanying financial report of Baseball WA Limited which comprises the statement of financial position as at 30 June 2016 and the statement of comprehensive income, statement of changes in equity and statement of cash flows for the year then ended, notes comprising a summary of significant accounting policies and other explanatory information, and the directors' declaration.

**Directors' Responsibility for the Financial Report**

The directors of the company are responsible for the preparation of the financial report that gives a true and fair view in accordance with Australian Accounting Standards and the Corporations Act 2001 and for such internal control as the directors determine is necessary to enable the preparation of the financial report that gives a true and fair view and is free from material misstatement, whether due to fraud or error. In Note 1, the directors also state, in accordance with Accounting Standard AASB 101: Presentation of Financial Statement that the financial statements comply with International Financial Reporting Standards (IFRS).

**Auditor's Responsibility**

My responsibility is to express an opinion on the financial report based on my audit. I conducted my audit in accordance with Australian Auditing Standards. Those standards require that I comply with relevant ethical requirements relating to audit engagements and plan and perform the audit to obtain reasonable assurance about whether the financial report is free from material misstatement.

An audit involves performing procedures to obtain audit evidence about the amounts and disclosures in the financial report. The procedures selected depend on the auditor's judgment, including the assessment of the risks of material misstatement of the financial report, whether due to fraud or error. In making those risk assessments, the auditor considers internal control relevant to the entity's preparation of the financial report that gives a true and fair view in order to design audit procedures that are appropriate in the circumstances, but not for the purpose of expressing an opinion on the effectiveness of the entity's internal control. An audit also includes evaluating the appropriateness of accounting policies used and the reasonableness of accounting estimates made by the directors, as well as evaluating the overall presentation of the financial report.

I believe that the audit evidence I have obtained is sufficient and appropriate to provide a basis for my audit opinion.

**Independent**

In conducting my audit, I have complied with the independence requirements of the Corporations Act 2001. I confirm that the independence declaration required by the Corporations Act 2001, which has been given to the directors of the company, would be in the same terms if given to the directors as at the time of this auditor's report.

**INDEPENDENT AUDITOR'S REPORT  
TO THE MEMBERS OF BASEBALL WA LIMITED  
A.B.N. 21 522 890 770**

**Auditor's Opinion**

In my opinion:

- (a) the financial report of Baseball WA Limited is in accordance with the Corporations Act 2001, including:
  - (i) giving a true and fair view of the company's financial position as at 30 June 2016 and of its performance for the year ended on that date; and
  - (ii) complying with Australian Accounting Standards and the Corporations Regulations 2001; and
- (b) The financial report also complies with International Financial Reporting Standards as disclosed in Note 1.

**Name of Firm:** David Craig  
Chartered Accountant

**Name of Principal:** \_\_\_\_\_

David Craig

**Address:** Suite 7, 16 Nicholson Road, Subiaco WA

**Dated this 3rd day of October 2016**