

Baseball WA Ltd

ANNUAL REPORT

2016-17



Baseball WA Ltd

Barbagallo Ballpark
Cnr Nicholson and Wilfred Roads
Thornlie 6108

PO Box 1489, Canning Vale DC WA 6970

www.wa.baseball.com.au

ANNUAL REPORT BASEBALL WA LTD
 ABN: 21 522 890 770



Baseball Ballpark
 PO Box 1486, Canning Vale DC
 WA 6070
 ACN 087442822 ABN 21522890770

Contents

Baseball WA and Perth Heat Staff and Volunteers.....	2
Notice of Annual General Meeting.....	3
Minutes of Annual General Meeting	5
Acknowledgements	7
Obituaries	8
Chairman of the Board’s Report (Steve Byrne).....	10
CEO’s Report (Lachlan Dale).....	12
MLBAAP	14
Athlete Development Manager (Richard Dale).....	15
Development (Mitch Williams).....	16
Master’s League	18
Umpires Adviser’s Report (Dave Gripper).....	20
Scorers’ Association (Natalie Todd).....	22
Little League	23
Charter Reports.....	28
Cal Ripken.....	29
U18 Baseball World Cup	30
SHA Chicago Tour	33
State Teams: Results, Standings and Reports.....	39
Baseball WA Award Winners	49
Financial Report	61



**NATIONAL
 CHAMPIONS**

**2008 2009
 2011 2012
 2014 2015**



Sunday Times





Baseball WA and Perth HEAT STAFF AND VOLUNTEERS

BASEBALL WA OFFICE:

Phone 1300 557 353
Postal Address PO Box 1489
 CANNING VALE DC WA 6970
Office Address BARBAGALLO BALLPARK
Ballpark cnr Nicholson and Wilfred Road
 THORNIE WA 6108
Email admin@baseballwa.asn.au
Website www.wa.baseball.com.au
 www.perthheat.com.au

•• BASEBALL WA

Chief Executive Officer	Lachlan Dale
High Performance Manager	Luke Hughes
Baseball Operations Manager	Mitchell Williams
Athlete Development Manager	Rich Daly
Facility Manager	Rod Drew
Project Manager (Facility Development)	Ryan Willis
Company Secretary	Geoff Hooker

BWA METRO COMPETITIONS DEPARTMENT

Senior Competitions Management	Stuart Johnson
Results & Statistics	Natalie Todd
Fixtures & Scheduling	Mark Richardson
Tribunal & Umpiring	David Gripper
WWC Compliance Officer	Sue Reid

LITTLE LEAGUE WA

District Administrator & Head of Department	David Hayes
Registrar	Caroline Adamson
Baseball Club Database	Caroline Adamson
LLWA Competitions Manager	Lance MacKichan
Umpires Co-ordinator	Lou Bonomi

BASEBALL WA BOARD OF DIRECTORS

Chairman	Stephen Byrne
Directors:	Michael Andruskiw
	Gary Arnell
	Mark Beyer
	Phil Gregson
	Roberta Murphy
	Shane Tonkin

•• ALCOHOL.THINK AGAIN PERTH HEAT

ADVISORY BOARD

Patron	Marty Parn
Chairman of the Board	Geoffrey Hooker
Directors:	Bob Ossey
	Tony Adamson
	Murray Westphal

MANAGEMENT

Chief Executive Officer	Lachlan Dale
--------------------------------	--------------

SALES & MARKETING

Membership & Communications	Michael Evensen
Ticketing Manager	Ben Dillon
Corporate & Sponsorship Manager	Nimal DeSilva

GAME DAY OPERATIONS

Operations Support	Rachel Lamb
PA Announcer	Guy Bellair

MEDIA & COMMUNICATIONS

Director of Media Relations	Paul Morgan
Director of Broadcasting	Dan Vaughan
Team Photographer	Wendy D'Souza
Assistant Communications	Ed Nixon

ANNUAL REPORT BASEBALL WA LTD
ACN: 087 442 822

Notice of Annual General Meeting

Notice is hereby given that the Annual General Meeting of Baseball WA Ltd will be held as follows:

Venue: Department of Sport and Recreation (DSR)
246 Vincent Street
Leederville WA

Date: Monday 25th September 2017

Time: 7.00pm

Agenda

1. APOLOGIES AND ATTENDANCE
2. MINUTES OF PREVIOUS MEETING
 - Annual General Meeting of 24th October 2016
3. PRESENTATIONS
4. ORDINARY BUSINESS
 - Chairman's Report (To be tabled)
 - Financial Statements (To be tabled)
 - To receive and consider the Financial Statements, Directors' Declaration and Reports of the Directors and Auditors in respect of the year ended 30 June 2017 (To be tabled)
5. BASEBALL WA STATE OF THE GAME PRESENTATION
6. ELECTION OF DIRECTORS
 - Ratification of one (1) co-opted Directors as outlined in Section 8.2 of the Constitution
 - Appointment of one (1) vacant Director position
7. AMENDMENT OF CONSTITUTION
 - 2017 Compliance
8. APPOINTMENT OF AUDITORS
9. GENERAL BUSINESS
10. CLOSE

Dated at Perth this 25th July 2017. BY ORDER OF THE BOARD



Lachlan Dale
Company Secretary

NOTES:

1. Representatives and Alternates

Every Member which or who is the holder of an Ordinary Share in Baseball WA Limited must appoint one or more natural persons as its representative or representatives to exercise the powers of that Member. Where more than one representative has been so appointed, only one of them may exercise the powers of that Member at any one time.

2. Proxies and Representatives' Appointments

Any instrument appointing a proxy or representative is to be treated as valid if the instrument and any power of attorney or other authority under which it is signed is or are either:

- (a) deposited at Baseball WA's registered office (Baseball Park, Cnr Nicholson and Wilfred Roads, Thornlie, 6108) at least 48 hours before the scheduled time for the commencement of the relevant meeting; or
- (b) presented to the chairman of the meeting as soon as practicable after the commencement of that meeting and, in any event, before the relevant vote is taken

3. Quorum

A quorum for a general meeting is 20% or more of Members present in person, by representative or by proxy.

4. Election of Directors

There is one vacant position on the board however, no individuals have nominated and the one vacant board position will remain and be ratified in accordance with section 201E(2)(b) of the Corporations Law as directors of the company in accordance with Rule 8 of the company's Constitution for a period of two years as from the conclusion of the meeting. Where the number of nominations is less than the number of declared vacancies, no election is required.

1. Vacant

5. Life Membership

The Baseball WA board will present 1 nominations for Life Membership for the 2017 AGM.

6. Appointment of Auditor

The Chief Executive Officer recommends the appointment of David Craig to continue as Auditor.

7. General Business

Baseball WA Ltd
ANNUAL GENERAL MEETING
Department of Sport Recreation, 276 Vincent Street
24th October 2016

1.0 ATTENDANCE AND APOLOGIES

Board Members: Steve Byrne (Chairman), Michael Andruszkiw, Shane Tonkin, Phil Gregson, Robbie Murphy, Gary Arnell, Mark Beyer
Staff Members: Sue Reid, Caroline Adamson, Lance MacKichan (LLWA)
Visitors: N/A
Share Holders: Quorum achieved
Apologies: Mark Richardson, David Gripper

Meeting commenced: 7.00pm

1.0 WELCOME ADDRESS

Ladies and gentlemen thank you very much for your attendance, do we have any apologies Mr Dale? Yes, Mark Richardson, Dave Gripper.

2.0 MINUTES OF PREVIOUS MEETING

Distribution of the previous meeting held on the 16th of September was circulated. Moved and seconded; Kevin House and Scott.

3.0 PRESENTATIONS

Presenter was absent for AGM, postponed

4.0 ORDINARY BUSINESS

- 4.1 Chairman's report is on page 9, just table it bearing in mind I did write it on Monday just go to your points of interest as your probably aware the liberal party and Ken Wyatt were successfully being returned and we have a pledge by the Prime Minister of \$6 million dollars. Lachlan recently finished submitting and will hopefully come in within 12mths.
- 4.2 In the not too distant future the ABL is going to function again it may be different but Baseball Australia and the represented states are 100% owner of the ABL so hopefully we can make it work and continue to play.
- 4.3 Financial report is also on page 53 so that's there for your approval. No questions on financials were received.

5.0 BASEBALL WA STATE OF THE GAME PRESENTATION

Lachlan Dale presented state of the game and financial reports. No questions from members.

6.0 ELECTION OF DIRECTORS

I'd have 6 elections of director's and I'll hand over to Lachlan Dale because my 2-year period is up. So just an update on the election of directors. Two (2) board members resigned throughout the year. Michelle Palethorpe came on with a legal background and a governance background. She actually moved to the Sports Federation Board so still in sport just a different element of it. Greg Maynard who used to be a director of sport and moved to a deputy principal of a high school. Due to work and family commitments, he couldn't stay on the board.

On the 29th September the board co-opted Phil Gregson so we will ratify the board members to start off with. Also on the 19th January the board co-opted Robbie Murphy, so we looked to ratify both members as official board members or their 2 years point of contact.

Phil has held senior management roles at the WACA, Triathlon WA and Basketball WA over the past 15 years. He is employed by the Department of Sport and Recreation (DSR) and managed nine (9) regional

talent networks across WA, after previously working with over 15 state sporting association on governments planning and funding initiatives. He used to be our sports consultant at the DSR for three (3) years prior and obviously moved into a different area with DSR. Baseball WA jumped at the opportunity with his knowledge and understanding of sporting associations.

Robbie Murphy is probably new to the sport of baseball. She has over 20 years' experience in specialising in and formulating highly effective integrated governance risk management and compliant solutions for listed companies, listed entities and also not for profit organisations. Together with Phil, they have also formed the government sub committee which we will be reviewing all the policies within the next 6-12 months and setting up a structure for going forward.

I like to move that we ratify Phil Gregson, and also make the movement to ratify Robbie Murphy onto the Board of Baseball WA. Moved: Kevin House Second: Rob Goodin.

A note that we have two (2) vacant positions on the board and we had no other application and as Steve alerted to before, his two (2) year term is up. Steve has been a Director on the Board for the past eight (8) years and has been Chairman for the past six (6) years. We believe he possesses strong skills and experience in leadership, govern relationships and also media relationships. He recently retired from 30 years in the police force and his most recent ranking was as Inspector, managing a large team of people and obviously in there district. Steve's experience is critical with the success of Baseball WA. During his time on the board over the past 12 months, Steve has contributed in over seeing the acquisition of the \$1.7 million dollars of State Funding and also the pledge of the federal liberal party for the further \$6 million dollars to upgrade the Ballpark. He has also overseen what we believe is a transition of the board into a more professional sporting body. Also to look at the governance in an overall key structures and strategies of the board and obviously the organisation of the board moving forward. We'd like to move and ratify Steve's nomination to continue as a Director of Baseball WA.

Moved: Kevin House and also Rob Goodin.

Steve would like to confirm that they have been ratified for another two (2) years into the Board of Directors.

7.0 CONSTITUTION

Thank you. Moving along team something of the constitutions so probably more of an update of what it looks like its more policy addition more so of an acknowledgement of the constitution of the board and baseball WA's rights.

It's with regards to Tee ball. We've been working over the past 4 or 5 years heavily of just developing that relationship and what it means as far as baseball WA MOU as well as TBAWA we would like to amend an update that MOU which starts to include them as a partner with baseball WA so just the 4 points to add to the policy would be to recognize that TBAWA its clubs and members are affiliated to and considered members of baseball WA TBAWA clubs and members will not receive ordinary shares of baseball WA baseball WA agree that it will not manage the operations of TBAWA its clubs or members and it will not govern a sport under its constitution and that baseball WA will manage the appropriate use of all funding related to government grant agreements submitted by TBAWA clubs and associations where by baseball WA is required as a state sporting organization and required to coincide with all agreements in the line with the objective at the MOU and agreement with the TBAWA, Baseball WA and Baseball Australia.

In the broader pitcher as mentioned before it opens up voting capabilities and if you take a snapshot of the \$500 equipment grant over 50 tee ball clubs injecting \$30,000 in the plus other associated grass roots programs and extension of reach.

8.0 APPOINTMENT OF THE AUDITOR

We would like to re-appoint David Craig chartered accounts baseball WA auditors 2016/2017 financial year. Moved: Trevor Dawson Second: Kevin House

9.0 GENERAL BUSINESS

We didn't receive any general business within the seven days.

Thank you all for your attendance.

Meeting closed at 7.37pm



Annual Report - Baseball WA Ltd

ACKNOWLEDGEMENTS

BASEBALL WA formally acknowledges it's Life Members.
Our heartfelt appreciation is extended to all.

1947	Glen H. Dunstan OBE *
1951	W.H. (Bill) Hosken *
1953	Les F. Matthews *
1955	H.V. (Vic) Barrett *
1957	H.J. (Bert) Kortlang *
1958	Thomas G. Nisbet *
1959	Merv G. Muggleton *
1960	Rob M. Gordon *
1963	R.J. (Snow) McFarlane *
1964	Les R. Brain *
1965	Harry Duncan *
1967	R.D. (Bill) Arrowsmith
1970	Neville J. Pratt OAM
1971	Max Heron
1972	Alf Leutchford
1973	Peter Solomon
1974	Don Callanan *
1974	Neville Laird *
1977	Doug Corker
1978	Kevin Parry AO *
1979	Rodney P. Byrne OAM *
1980	Mrs Norma Goodridge *
1981	Dennis Osborn
1982	Alf Dyer *
1983	Mrs Kath Dyer
1984	Mrs Evelyn Harvey
1985	John Cole
1986	Eric Knight *
1988	Mrs Jan Thurley
1988	Don Rodger
1989	Mrs Rose Corker *
1990	Ian Ross
1992	John Radalj
1993	Michael (Mick) Mount
1995	Mrs Ursula Wade
1996	Alan Luscombe
1997	Graham H. Johnson
1998	Mrs Athalia Munro
2010	Mark Pettit
2013	Mrs Patricia Williamson
2015	William (Spider) Sinclair

All of these people were recognised as Life Members, in the stated year, by any of the former organisations of, the West Australian Baseball League (Inc), the West Australian Junior Baseball League (Inc), the Baseball Development Foundation (Inc). Those Life Members are now recognised as Life Members of Baseball WA Ltd.

BASEBALL WA formally acknowledges it's Meritorious Awards and Outstanding Achievement Awards. Our heartfelt appreciation is extended to each.

MERITOROUS AWARD

1984-85	Jack Cody	Perth
1986-87	Margaret Carter	Fremantle
1988-89	Kevan Langdon	West Stirling
1993-94	Eric Knight	Victoria Park
1997-98	Maurie Reynolds	Umpire

OUTSTANDING ACHIEVEMENT AWARD

1981-82	Ian Butcher	Fremantle State League
1982-83	Brian Davis	Fremantle "A" Reserve
1983-84	Harry Duncan	Long Service Award
1984-85	Don Knapp	Playing/Admin. Award
1987-88	Tony Adamson	Playing Award
1988-89	Greg Harvey	Playing Award
1988-89	Corey Loehr	Playing Award
1996-97	Shane Tonkin	Playing Award
2008-09	Ken McGee	Pitching 22 inning game

* Deceased



Annual Report - Baseball WA Ltd OBITUARIES

BASEBALL WA acknowledges the sad passing of the following members of the baseball family. Our sincere condolences to their families.

COLIN CAHILL
21st May 2015

Former Morley Eagles President Colin Cahill passed away early Sunday morning, 6th November 2016.



GREG JELKS
6th January 2016

**PASSING OF A LEGEND:
VALE GREG JELKS**
By Paul Morgan / Perth Heat

It's with a very heavy heart we can confirm Greg Jelks has passed away on Friday, January 6th 2017 at the age of 55.

Born in Centre, Alabama on August 16th 1961, Greg's Baseball talent was evident from a young age. In 1981 the Philadelphia Phillies signed Jelks and on August 20th 1987, "Jelksy" made his MLB debut for the Phillies.

As many Baseball players do, Jelks decided to see the world and play the game he loved.

That love for the game saw Jelks sign with the Perth Heat and for both Jelks and Perth it was a match made in Heaven.

Baseball WA CEO Lachy Dale remembers Jelks fondly.

"Greg Jelks changed the game of Baseball in WA and put it on the map," Dale said.

"He was integral to the success of the Perth Heat and WA Baseball over the past 23 years and many people will still remember the days of watching the famous 44 play at Parry Field during the 90's. A true gentleman of the game, Greg will be sadly missed by the Baseball community but his legacy will forever live on."

Jelks immediately became a household name and was the Hero Baseball needed to continue

became even more legendary once number 44 joined the Heat.

Jelks wowed the large Perth crowds with his booming bat and almost effortless talent on the field. He made the game seem easy, fun and gave everyone a reason to come out to the ballpark.

The love Greg received from Perth he paid back by deciding this city was the place for him to call home.

Baseball Australia Chairman David Hynes played against Jelks, and was always impressed with his character and skill.

“I played against Greg and he was an amazing player and a true gentleman.”

“Greg was hugely influential in baseball in Australia, particularly on the West Coast, and he has left us way too soon. On behalf of everyone involved in Australian Baseball, our thoughts are with Greg’s family and friends. We have lost an amazing person today. We celebrate the great bloke that he was and the legacy that he leaves our game.”

Greg Jelks became a dual citizen and went on to represent Australia in numerous prestigious international tournaments including the 2000 Sydney Olympics.

During his time in the ABL Jelks put up numbers that remain in only the most elite of company.

GREG JELKS CAREER STATS

ABL Games: 264 Perth Heat (249) Melbourne Reds (15)

Career Batting Average: .344 - Highest season average .379 in 1999

Career Home Runs: 61

Career RBI's: 198

Career Slugging %: .639

When his playing days were over, Jelks gave back to the game through coaching. He spent time with the Perth Heat, Team Australia, Carine as well as in the States; most recently with the Washington Wild Things.

Anybody who has anything to do with Baseball in this city knew and loved Greg Jelks.

Baseball will never be the same without seeing your smiling face at the Ballpark. You will be forever missed #44.



Annual Report - Baseball WA Ltd

CHAIRMAN



It is my pleasure to present my seventh report as Chairman of Baseball WA.

The past year has seen significant changes to the state facility at Baseball Park. Thanks to a \$1.7million grant from the State Government, we were able to replace the existing lights with digital television compliant ones, thus raising them to international standard. Additionally, we were able to construct an additional ablutions block on the left field line.

Our champion of baseball, Mr Ken Wyatt, the Federal Member for Hasluck, came through with his election wish by convincing the Turnbull Government to allocate a \$6million grant to further upgrade the ballpark. This grant will allow completion of a media centre, scorers box and a corporate suite on the top of the new ablutions block. It will also deliver new seating with increased capacity; and grassed terraces; new amenities and corporate facilities.

Mr Ryan Willis has been engaged as the Project Manager for the two years the project is estimated to take to complete. Ryan comes to us from the Department of Sport and Recreation where he has been involved with the development of the Baseball Park Facility Upgrade Project from the

beginning. A Steering Committee has been formed to guide the project. It is hoped that the majority of the work will occur off season so as to not affect the ABL and State seasons.

Work has commenced on the flyover on Nicholson Road near the ballpark. This is expected to be completed mid next year and will include a pedestrian bridge from the other side of Nicholson Road to behind the centre line of the ballpark.

The Board, in consultation with all stakeholders, has developed the Baseball WA Strategic Plan 2017 – 2020. This will guide our strategic direction over the next three years. Numerous policies and the Constitution have been reviewed and updated where required.

In March, we saw the resignation of Mr Brett Pickett as the CEO of Baseball Australia after 17 years. Brett felt it was time for him to take on new challenges and allow fresh blood to take over the role. We wish Brett all the best for the future and thank him for his leadership, guidance and the development of the sport of baseball within Australia.

Brett's replacement, Mr Cameron Vale, took office on April 1st 2017. Cameron (Cam) comes to us from being the CEO of Hockey Australia. He brings with him a wealth of knowledge and experience in various aspects of sport in Australia. We look forward to his leadership, fresh ideas and new direction within the national arena of baseball in Australia.

As a result of the amalgamation of government departments under the new Labour Government, the Department of Sport and Recreation (DSR) will join the Department of Culture and Arts, Racing and Gaming and Local Government to become the Department of Local Government, Sport and Cultural Industries. It is not envisioned that this amalgamation will affect the fantastic support we receive. It will however see the retirement of Mr Ron Alexander as the Director General of the Department of Sport and Recreation after nearly two decades. Ron will be a great loss to sport and recreation within Western Australia.

The upcoming ABL season will replicate that which

took place during the 2016/17 season. Baseball Australia, the ABL and member states continue to examine new formats, funding arrangements and sponsorship options to ensure the continuance of the League in the years to come.

To the Federal and State Governments; the Department of Sport and Recreation; Healthway; and the City of Gosnells Council; I thank you for your ongoing support of baseball in Western Australia.

To the Board of Baseball Australia and staff and the staff at the Australian Baseball League, I thank you for your commitment to the development of the sport of baseball in Australia.

To the WA Scorers and Statisticians Association; the WA Baseball Umpires Association; all member

clubs and charters and their committees; and the numerous volunteers; I thank you for your efforts, dedication and commitment to the sport of baseball in Western Australia.

To Lachlan Dale and the staff at Baseball WA and the Perth Heat, I extend my sincere appreciation for your continued tireless efforts in ensuring that baseball in WA continues to be leaders in the sport of baseball in Australia, both on and off the field.

To my fellow members on the Board of Directors of Baseball WA, I thank you sincerely for your commitment to the strategic direction of baseball in Western Australia and the continued support you provide me as Chairman.

Stephen Byrne
Chairman, Board of Directors, Baseball WA





Annual Report - Baseball WA Ltd

CEO AND COMPETITIONS



First of all, I would like to give special Thanks to the Clubs, Volunteers, Supporters and committee's within Baseball WA. Without the time, passion and dedication from you, the game we all love, would not be as successful as it is.

I would also like to thank the staff of Baseball WA, who work tirelessly on providing support and guidance to clubs and members throughout the year.

Over the past 12 months, there have been several additions to the Board of Baseball WA. I want to thank you for the guidance and dedication you have provided to ensure the organisation captures the success, plans for the future and continues the great work that is already occurring for baseball in this state. As many clubs would be aware, we will be undergoing a Strategic Plan Review which will commence this month. With a collaborative approach between, clubs, charters, members and stakeholders, we will have the blueprint for continued success and growth of Baseball in WA

Since the last Baseball WA Annual General Meeting I want to take some time to mention some of WA's key highlights.

- In April 2017, our Women won silver at the 2017 National Championships.
- Later that month, the Tiger Cubs launched in which 48 players toured to Geraldton for a week long camp. The players got to experience life outside of baseball as they learnt more about our regional towns.
- July to October saw WA again lead the way with National Team Representation
 - ** 15U WC – Japan
 - ** U23 WC – Mexico
 - ** Women's – Japan
 - ** WBC Team – also in Japan
 - ** 17 players and 4 coaches
- Recognition continued for WA's elite athletes with Ulrich Bojarski and Jake Baker both signing professional contracts with the Detroit Tigers late last year.
- At the turn of the new year, we saw the WA Under 16's take out the silver medal in a close fought grand final game against Vic Blue.
- Following that game our Under 18's team won their Grand Final against New South Wales in extra innings to bring the title back home to WA.
- Most recently, we had a chance to watch our Australian National team compete in the World Baseball Classic. I think I speak on behalf of everyone in Baseball, we couldn't be prouder of the way the players competed against the powerhouse baseball countries of Japan and Cuba. Both games going down in narrow losses however, we did have great success against a revitalized Team China in which we won 11-0. Of course our own stars shone, Luke Hughes, Tim Kennelly, Tom Bailey, Warwick Saupold and Allan DeSan Miguel, we could not be prouder of the way they represented their country, WA, and their respective clubs.
- On the back of this performance and our results at other international tournaments mentioned previously, Australia has moved up to 8th on the World Baseball and Softball Confederation rankings.

- With Baseball returning to the Tokyo Olympics in 2020 and potentially Los Angeles in 2024, Australia has a fantastic opportunity in front of itself and an exciting future for our youth players coming through our High Performance system.

It is not just on the field that we are achieving success, off the field WA has seen some ground-breaking developments as well.

- Wembley Baseball Club's relocation to a new sporting complex in which state of the art clubrooms and amenities have been built. Ongoing developments to their baseball field and training environment will continue.
- Modifications to Victoria Park/Belmont's field have seen an increase to its spectator atmosphere and also new backnets and dugouts.
- Swans districts have recently opened their building extensions which includes a new canteen and bar area, as well as function room. With future developments are scheduled to continue the great work so far.
- Ongoing development at Carine Baseball Club continue in conjunction with the local football club which will see an elaborate development of changerooms and function areas. This will be scheduled for completion in 2017.

Congratulations to each of the committees and project groups behind these developments. It is understood by all that these projects are not easy to secure and complete so a big thank you on behalf of the communities for your continual push forward in developing the best playing, training and spectator environment.

The 2016/17 Australia Baseball League season welcomed a new structure of ownership with its previous stakeholder MLB re-directing their funding into Australian talent ID and programs. With this new structure, MLB funded 24 of Australia's best 17/18 year olds to attend Spring Training in Florida to compete against Minor League Professionals and other international prospects for 2 weeks.

Again in August, MLB funded the MLBAAP held on the Gold Coast in which Australia's brightest 14-18 year olds attended camp for 6 weeks with professional instruction from former professional players and coaches.

In another new venture, MLB also funded 20 of Australia's potential US Collegiate Athletes. These players toured through colleges in the

US experiencing what life might be like in NCAA Baseball programs.

WA players and coaches featured heavily in all 3 of these MLB funded programs gaining unique experiences that were once not available

This all meant a different structure of ownership for the ABL which saw each state body take on the operations and management of its top team. This did mean that all members across the country were levied an increase of fees, for this I pass on my sincere thank you as the Perth Heat is part of the fabric of the WA sporting landscape and must be preserved.

We as an organisation and community must do more to effectively leverage the brand and success of the Perth Heat which will directly increase participation and growth of the game.

It was an indifferent year for the Perth Heat in 2016/17. Whilst some may see the last place finish as a failure, it has strategically placed WA in a position for the future with many 1st year players getting an opportunity. Over the next 2-3 years we will see the retirement of our veteran players who have carried the Heat to the last 6 of 9 National Championships. The main objective is that this elite skill and experience is passed on to our young players to ensure the winning culture and drive is continued. These same players will be WA's representatives at the Tokyo and Los Angeles Olympics in years to come.

I must congratulate Matt Kennelly and his coaching staff for their outstanding coaching, guidance and mentorship of the team this season. I will let Matt speak to this later this evening.

This leads me to the Ballpark Development. We will have an international stadium at Baseball Park with HD lighting already completed, additional amenities a month away and plans being drawn up for the remaining capital works. These will include:

- Permanent grandstand down rightfield with a group and corporate function area at the back.
- A fully developed family area with grassed terracing down left field for kids to enjoy the game in a safe and fun environment.
- Expanded changerooms on both sides
- Bar and concessions expansion at the rear of the Subaru terrace
- Broadcast facilities for national and international standards

- New forecourt for members and corporates which will also feature a walk of fame featuring life members and hall of fame inductees.
- and an improved training facility

This capital development will see Baseball Park as the number one facility in the country in which we will host international games leveraging local, state and federal government relations to assist grass root development from exposure.

As an organisation, we continue to set high expectations to grow the game in WA and with passionate people not only in this room but the wider baseball community, WA will continue to shine and be the benchmark in Australia.

Yours Sincerely

Lachlan Dale
CEO, Baseball WA

MLBAAP -- Academy Class of 2017

28th July to 6 August 2017

Fifty-four promising young baseball players attended the MLB Australian Academy Program (MLBAAP) on the Gold Coast from 1st August.

Players are selected following the National Youth Championships, recommended by the state High Performance Managers and local scouts. The Academy intends to provide 70 players, ages 15-19, from Australia and Oceania countries with instructional and League experience located in relatively close proximity of their home country.

About the MLBAAP

Held at Surfers Paradise Baseball Club in Gold Coast, Australia, the MLB Australian Academy Program is a partnership between Baseball Australia and Major League Baseball, and aims to improve the quantity and quality of young baseball players coming out of the region. The Academy seeks to provide a pathway for elite players from this region to improve their skills in preparation for the rigors of professional and international baseball.

The Academy enables MLB Clubs to sign and develop young Australian and Oceania players on their home soil – allowing them to mature and minimize the impact of homesickness and cultural change when young players venture to the US for their first full season.

Since 2001 the number of Australians playing professional and collegiate baseball has increased 40 percent. In 2000, Australia counted 48 professional and 32 collegiate players; in the 2011 season there were 73 Australians active with Major League and other professional league teams including 57 Academy graduates. In 2011, Australian pitchers Josh Spence (San Diego Padres, MLBAAP 2003-2006), Shane Lindsay (Chicago White Sox, MLBAAP 2002-2003) and Liam Hendriks (Minnesota Twins, MLBAAP 2006) became the 4th, 5th and 6th MLBAAP alumni to make their major league debut. Hendricks was selected for the All-Star Futures Game in Phoenix and recently started his first MLB game with fellow academy grad and Perth Heat (Australian Baseball League) teammate Luke Hughes (MLBAAP 2002) starting behind him at second base and Lindsay in the opposing dugout.

INVITED PLAYERS:

ACT: Jake Green, Brodie Cooper-Vassalakis, Nicholas Graham, Nicholas Hosie

NSW: Coen Wynne, Rixon Wingrove, Jacob Amos, Matthew Martinson, James Boeree, Joshua Gessner, Liam Holm, Alex Osborne, Mitchell Skinner, Caleb Shepherd, Ethan Stacy, Mitchell Edwards, Nicholas Anderson-Vine, Hayden Lyberopoulos

QLD: Mac Butler, Duane Johannsen, Matthew Roberts, Ricky Deeble, Liam MacDonald, Tyson Zamora, Luke Turner, Josh Bedggood, Dermot Fritsch, Ray Easton

VIC: Jackson Boyd, Liam Evans, Jamie Young, Rhys De Highden, Jordan Barnett, Jarryd Dale, Blake Townsend, Christopher Bourke, Aidan Willis

SA: Tyson McKee, Brodie Arriola, Wade Chant, Jack O'Loughlin

WA: Jack Bowins, Lochlan Southee, Alex Hall, Jess Williams, Frazer Brice, Chase Diggins, Jake Taylor, Dawson Summers, Jett Wright

NEW ZEALAND: Kyle Glogoski, Ciaran Palmer, Elliot Johnstone, Yuuki Takahashi

CHINA: Yang (Bruce) Wang, Ji (Xiaoji) Rong Liang,



Annual Report - Baseball WA Ltd

ATHLETE DEVELOPMENT MANAGER

U16/18'S NATIONAL PROGRAM

1. All physical warm up Protocols were maintained, and the driveline program implemented to include this.
2. Both squads maintained a very high level of conditioning pre-tournament. The U18's in particular continually increased their work levels tapering off only during the Goodwill series.
3. ADM co-ordinating with EO's on all medical. These include treat plans for:
Jake Taylor, Jack Bowins, Ash Barnes
4. ASADA talks, education and homework completed in November, with all players on both squads undertaking and completing their Level 1 ASADA eLearning course.
5. All players requiring TUE to compete in nationals had this settled by the end of November in co-ordination with Dee and Carol.
6. Set post game recovery protocol ahead of the tournament and review its execution during this the tournament.
7. Contacted and counselled those players effected by the loss baseball colleague Mitchell Chase over Christmas. Discussed this with both squads and identified support personnel to assist them in Sydney.
8. Reiterated the code of conducts for the tournament and BWA behaviour expectations and consequences.
9. Contacted and spoke with coaching staff during the tournament, particularly in relation to the loss of friend and colleague Greg Jelks.
10. Assisting in the counselling process for two senior coaches regarding life without Greg

PHPI

1. Met with the following senior school and Year 12 graduates to discuss their post school options in line with baseball career pathways:
Mason Talbot, Joel Beeches, Dawson Summers, Jesse Williams, Alex Hall, Maclain Wilson, Jordan Power, Sam Kennelly, Adam Barbarich, Nic Veale, Chris Hendrickson

COLLEGIATE ATHLETES

1. Maintained Contact with the US college athletes from our PHPI 2016 intake of Kenny, Large, Steedman, Neunborn and Josh Hendrickson.
2. Hendrickson returned home briefly unsure as to

his future. Assisted with the help of Dean White to re-instate him in his program with a better mindset and accelerated his physical skills in the 5 weeks at home. Currently being scouted by two Pro-ball clubs and 4 division 1 colleges.

3. Have weekly contact with Neunborn. Still on the Pro-ball pathway.
4. Steedman back competing post UCL surgery, Large re-injured elbow, Kenny undergone a second shoulder reconstruction.

HEAT

1. Set organisation wide S&C programs
2. Set the warm up and recovery protocol for the season
3. Added Pilates for post travel recovery, implemented by Erin on away fixtures
4. Consulted with every player wanting a personalised S&C program, this included Warwick Saupold, Dereck Peterson, Will Dennis, Lex Rutledge, Tom Bailey, Nick Veale, Adam Millson, Sam Kennelly, Alex Hall, Jake Baker, Ulrich Bjararski, John Reilly, Connor Lourey.
5. Conducted 2 x S&C sessions at Baseball Park weekly, including pitchers conditioning each Tuesday.
6. Conducted 3 x S&C sessions at my commercial premises for all players interested in more work.
7. Trained MLB Players x 4 per week through the entity of the season.
8. Provided pre-game preparation coverage with assistant John for all Heat home games.
9. Counselling / assisted players with the loss of Greg Jelks, maintaining this contact for those needing more assistance with the grief process.

POST-SEASON

1. Commenced organisation wide review of the 2016/17 season.
2. Reviewed ADM position with CEO
3. Presented HP program to DSR
4. Assist in the selection of PHPI 2017 roster
5. Updating the HP strategic plan for 2017-19
6. Creating a succession plan for key stake holding positions
7. Working one on one with Nick Veale, Sam Kennelly (post-surgery), Tom Bailey
8. Brokered and finalised iCollege sponsorship arrangement with CEO



Annual Report - Baseball WA Ltd DEVELOPMENT



Another year has concluded, and once again it delivered on all fronts. From the IGA State Teeball Championships presented by Think Again at Langley Park to the Think Again Little League State Championships over Easter, this seasons baseball calendar was jam-packed full of fun for all those involved. Before going any further, I would like to thank all the tournament staff, umpires, coaches and instructors for all their efforts they have put in this season to make sure the respective programs and tournaments ran smoothly. Their efforts did not go unnoticed by the wider public, and is a testament of their love for seeing the game thrive. Most importantly, I would like to thank all the volunteers at the venues around the state that day in, day out, go above and beyond to make sure the show goes on. From marking diamonds, to providing food, water, shelter, fixturing, none of this can happen without a dedicated team and we are lucky to have dedicated teams of volunteers in our game, across our metropolitan and regional clubs.

The 2016 season saw several teeball, baseball and transition camps continue to run throughout the school holidays and winter months, as well as the introduction of new entry level programs in Pitch Hit and Run and the Sporting Schools Platform. Over



40 primary schools in metropolitan and regional WA took part in Pitch Hit and Run in it's inaugural year, whilst 40 schools participated in Aussie Teeball and Little League Baseball throughout Semester 2 2016 and Semester 1 2017. With these Baseball WA and government driven initiatives, the exposure to learning the fundamentals of the game is ensured to continue to keep growing in the coming years.

At the grassroots level, participation rates are continuing to increase across the board. This year there were around 50 clubs and associations delivering the game. The IGA State Teeball Championships presented by Think Again was once again held at Langley Park on the 4th, 5th and 6th of March. The numbers were fantastic once again, with the weather really turning it on for the weekend. The games were played in great spirits and a huge thank you must go to our friends at the Teeball Association of WA for the tireless effort they put in to make sure that the 3 day event ran as smoothly as it did. The Regional North West Teeball Championships were held in September 2016 in Tom Price and were an absolute smash hit. Tom Price, Port Hedland, Paraburdoo, Karratha, Wickham, Newman all had 3 teams participate in the weekend event.

The last development event on the calendar was the Tiger Cubs tour in April during the School holidays. This was the second tour since the relaunch of the program which saw the group travel to Geraldton



for the second and final year in a row. This year, the group played under lights on the main diamond, and got to enjoy the opportunity to hit the dunes and go sandboarding. A big thank you to Guildford Grammar for their continued support in transporting the group up, around and back from Geraldton for the week. Also to Geraldton Camp School for their hospitality, Batavia Coast for hosting the event and the coaching staff in Kurt Russell, Sam Kennelly and Stuart Paul. We look forward to taking a new group of kids to a new location next year!

Mitch Williams
Development Manager





Annual Report - Baseball WA Ltd

WA MASTER'S LEAGUE

Taking on the job of President of Masters Baseball was a learning curve for me but with the support of Kaye Timms, Spider and others we got the job done.

The playing season overall was good with only one rain out, all other games proceeding without major incident. We need to liaise with Baseball WA staff re ground marking and the field in general.

Teams and players need to remember it is Masters Baseball and needs to be played with respect for the game, your fellow players, both team mates and opposition players.

Congratulations to the Indians on their new uniforms, other teams should look at an update when possible. Equipment mainly OK with two bat replacements. Thanks got to Rob Robson for organising umpires again. Bottom line of finance affected with replacement fridge and some missing stock. I think we can improve our security with some steel mesh guards and chain.

A highlight of the season was a special presentation Orioles Jacket to "Spider" for his years of hard work and dedication to Masters Baseball.

Congratulations to All Star members and other trophy winners. Finals provided some very exciting baseball with both semis going down to the wire.

Semi Final

2nd v 3rd final Eagles v Reds – Final score 2 to 1

Semi Final


1st v 4th final Bears v Indians – Great game, big upset with fourth placed Indians beating top team Bears. Final score 5 to 4.

Grand Final

Eagles v Indians – Another great game. Indians scoring two runs early but Eagles coming back hard in the fifth. Final score 7 to 2. That's 10 wins in a

PICTURED BELOW: MASTERS ALL STAR TEAM

- Cameron Simpson-Bint, CF (Bears) .444
- Scott Hood, LF (Reds) .667
- Dean Swan, SS (Bears) .400
- Michael Thompson, P (Bears) .385 ERA 1.13
- Luke Hulbert, P (Eagles) .292 ERA 0.32
- Brendon Thomas, P (Eagles) .360 ERA 0.00
- Ron Malcolm (Manager, Eagles)
- Brad Allpike, C (Eagles) .429
- Wade Brunning, RF (Indians) .409
- Michael Cahill, 2B (Eagles) .444
- Justin Thompson (Assistant Manager, Indians)
- Absent:**
- Scott Monro, 1B (Reds) .400
- Mark Cook, 3B (Eagles) .526





row for Eagles. Well done to Ronnie Malcolm and his team.

Must mention a special thanks to Kaye Timms for her effort, not only her scoring but all the other things she does, also keeping an eye on the players so they remember to play the game in the right spirit.

I have enjoyed my year as president and am happy to continue.

All yours in baseball

*Keith Kennedy
President WA Masters Baseball League*

*Pictured above: Scott Hood won the Batting Award for the Reds (centre pic) and the Dodd Batting Trophy for the highest batting average in the League (pic left) with .667 presented by Christina Dodd
Pictured below, the Eagles winning team.*





Annual Report - Baseball WA Ltd

UMPIRE ADVISER

I am pleased to present my report for the 2016-17 season. In my opinion our association has met most of the challenges we faced this year with a minimum of problems. As was the case last season, our main issue with supply of accredited umpires surrounds the junior levels of umpiring. With the ever increasing changes to the way in which junior baseball is managed, we struggled at times to provide properly accredited umpires for some grades. In particular the decision to play club championship games on Sundays, instead of Saturday afternoons, resulted in many of these critical games being covered by green shirt umpires or rookie umpires; not an ideal situation. The challenges for umpiring at junior level will continue to be addressed by the executive committee.

This leads me to the current strength of your existing executive committee, which has been working as a very successful unit for several years now, and I do not expect anything to change for the upcoming year. The whole committee has a very good working relationship with all stakeholders of our great game which is a vastly different scenario to that of some of our colleagues in the east.

I would sincerely like to acknowledge all the hard work done by Mark Richardson in his close relationship with BWA. Without his constant work and involvement, the fixtures would not be as coherent, and would not then allow him to allocate our umpires to everyone's best interest.

I am personally pleased that Chris Rapley is back to full "fitness" as he fulfils a very important role, not only as our secretary and social guru, but in his contribution to our ongoing umpire training. Our umpires at all levels could not be provided with any better insight to the vagaries of umpiring.

Lou Bonomi has remained steadfast in his role trying desperately to get sufficient umpires to cover a wide array of junior competitions, along with getting as many club people trained up as "green shirt" umpires. Lou and I will be our best to try to work a way around this ever increasing issue.

Peter Bowie is undoubtedly the best supplier of umpire clothing and equipment in Australia; no one

turns out better prepared umpires anywhere. You only need to look at some of the umpires you meet at national championships to prove my point.

Dan Morgan, despite a dramatic increase in his external professional responsibilities and personal life (will become a father again before Christmas!!), does his best to assist Lou with junior programs, particularly Little League. He also works closely with Chris on all social functions, particularly the Umpires Appreciation Night at the ballpark and organising attendees for the Little League Player of the Week awards during Perth HEAT games.

I would like to acknowledge and congratulate our award winners from the 2016/2017 season:

- Umpire of the Year – Brett Robson
- Most Improved Umpire – Ryan Harder
- Best Minor Grades Umpire – Peter Dickenson
- Rookie Umpire – Paul Depiazzi
- Meritorious Service Award – Gary Arnell

Special mention is also made in relation to Ryan Harder. Ryan was appointed by IBAF to officiate as Australia's umpire at the U18 World Cup in Thunder Bay, Canada in September 2017. This is a fantastic appointment for Ryan and hopefully will see him on the road to many more international events.

Congratulations also go to all the umpires who were nominated for, and worked games, at all the national championships. They will be mentioned specifically elsewhere in this annual report.

As we go to print it is timely to mention that all 4 of the umpires who worked the Little League National Championships did an outstanding job. I would like to personally congratulate Kai Kurasho on being appointed to plate the Gold Medal game, even though that meant making another trip east for the finals which were played in Sydney. All reports indicate that Kai really stepped up to the plate and did an amazing job. I am sure this will be the first of many such distinctions for this fine young man.

David Gripper
Umpires Advisor

FIELD OF DREAMS, DYERSVILLE, USA

Many players have watched the movie *Field of Dreams* and wondered what it would be like to come out of the cornfields at this fantastic venue in Dyersville, Iowa, USA.

Liam Olesen - a young and upcoming umpire - became the first Australian umpire to do so on at this venue. Liam played the first game and then played in the second game of the double header which was a huge achievement.

Liam showed good control and confidence as he stood behind the plate and, hopefully, this will be the start of more games - both playing and umpiring in the US.

Pictured below: Liam plate umpiring Game 1.





Annual Report - Baseball WA Ltd

SCORERS AND STATISTICIANS

Well this year has definitely been an interesting one. I would like to start by saying a huge thank you to the current Committee as without your time, patience and hard work the Association would stand still and not progress.

This year Christine Spartalis took on the Treasurers role, I am sure that everyone can agree that the manner in which she handled this role was exceptional and I thank you very much.

We also moved the scorebook order forms from a paper form to an online form, which everyone took to really well. This enabled us to get the orders in and out in a timely manner. Big thanks to Renee for creating these forms and June for getting the orders sorted out and organizing delivery.

Our Committee this year was made up of both new and old members so it was great to have the input from the past as well as fresh eyes on the same issues. It made the meetings interesting and fun. Big shout out to the baker of the Committee for keeping everyone fed on meeting night.

This year we had to form a sub-committee to perform the arduous task of ensuring our Constitution complied with the new rules and regulations that have been set by the Department of Commerce. This consisted of a few long days merging our constitution into the new format and uploading it to the Department of Commerce portal for approval after taking it back to the whole committee. Approval was granted in June 2017.

Clinics this year were put out to Clubs for us to go to them and assist them in training both experienced scorers and new scorers. A big mention needs to be made of both Carine Cats and Kalamunda Rangers as both of these clinics had prenominal turnouts with over 20 participants each. These clinics helped all involved in running and assisting in learning the next steps we need to take to become better at ensuring everyone is on the same page and how to ascertain those scorers who needed a little more help.

The Perth Heat season was a shortened season, and very trying for the scorers involved, with Baseball Park being a construction site during most of the season. We once again ran both Stat Crew and MLB Stringer throughout the season to ensure

that the commentators or scoreboard operators had the correct information. Thank you to all the scorers involved in making these nights and sometime extremely hot days very enjoyable.

Christine Sorensen also travelled to Australian Capital Territory to participate as an official for the Women's National Championships. Congrats Christine!

Congratulations to all the participating teams during the Little League, Junior League, Senior League, National Championships and Perth Heat for showing the Australian public what talent we have here in the West.

With this being the Celebration of our 30th year as an Association we have summarized our history with a keepsake book by using past AGM Minutes. Thank you to Trish Williamson for providing AGM Minutes where ours had been misplaced. Also a thank you to June Anderson for input and Maureen Bradley for photos. Also a big shout out to Renee Rawlinson for putting it together.

In closing, thank you everyone for all your help throughout the season and I will see everyone in the coming months.

Best Regards

Natalie Todd, President



LIFE MEMBERS

WABSSA acknowledges the significant contributions the following life members have made to this Association.

Rose Corker* 1994

Kath Dyer 1998

Patricia Williamson 1999

Betty Lawson 2000

Rae Coleman* 2006

Natalie Todd 2014

* Deceased



Annual Report - Baseball WA Ltd

LITTLE LEAGUE

It is a pleasure that I present the report for the 2016-17 season.

Growth is continuing to grow at a steady pace in Minor leagues Machine Pitch grades. Little league experience a decline of teams & Membership numbers.

Player Numbers for the past three seasons

Metropolitan & Regional	PLAYER NUMBERS 2016/17	PLAYER NUMBERS 2015/16	PLAYER NUMBERS 2014/15
LL Majors/PP/MP	845	887	1011
Junior League / IL	368	404	509
Senior League	285	205	n/a
Big League	155	187	409

Of all the registered players, the competition broke down to:

Little League Machine Pitch: 16 teams

Little League Minor Player Pitch: 4 teams

Little league Majors competition: 46 teams

Junior League: 26 teams

Intermediate league: 13 teams

Senior League: 14 teams

Big League: 22 teams

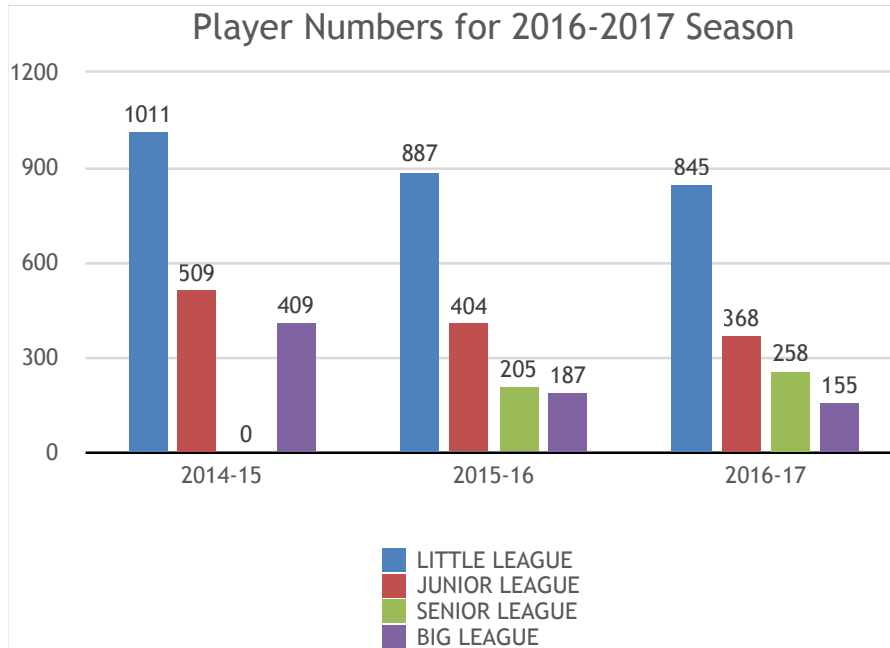
Regional Clubs: Port Hedland: LL Intermediate: 2 teams

LL Minor Machine Pitch: 3 teams

Total Number of players was 54 for Port Hedland

Caroline Adamson

Little League Operations Support Manager



LITTLE LEAGUE STATE CHAMPIONSHPS 2017



LITTLE LEAGUE STATE CHAMPIONSHIPS

1	Northern Metros*
2	Swan Hills Aces*
3	Eastern Phantoms*
4	Central Firebirds*
5	Southern Hills Warriors
6	Combined Stars
7	Coastal Bay Sharks
8	Southern Titans

DEVELOPMENT SHIELD

1	Northern Metros Black
2	Swan Hills Aces
3	Northern Metros Red
4	Southern Hills Warriors Green
5	Northern Metros white
6	Hedland Reds
7	Southern Hills Warriors Black
8	Coastal Bay Sharks

* Teams qualified for Nationals

MINOR LEAGUE MACHINE PITCH

1	Carine Cats
2	Willetton Wildcats
3	Wanneroo Giants
4	Kalamunda Rangers
5	Kardinya Redsox
6	AK Strikers
7	Morley Eagles Red
8	Hedland Reds
9	Peel Mariners
10	Morley Eagles Blue

JUNIOR LEAGUE SC FINAL STANDINGS

1	Central Firebirds*
2	Swan Hills Aces*
3	Northern Metros*
4	Eastern Phantoms*
5	Southern Titans
6	Tiger Academy White
7	Tiger Academy Orange
8	Southern Hills Warriors

* Teams qualified for Nationals

SENIOR LEAGUE SC FINAL STANDINGS

1	Western Meteors (Cen/SoH)*
2	Western Stars (NM)
3	Western Suns (EP)

* Teams qualified for Nationals

INTERMEDIATE LEAGUE INVITATIONAL

1	Western Stars
2	Central Firebirds
3	Tiger Academy

LITTLE LEAGUE CLUB CHAMPIONSHIPS

Pool Winners:

Coastal Bay	Peer Mariners
North of the River:	Carine Cats
South of the River:	Willetton Wildcats

GRAND FINAL BOX SCORE:	Runs
Willetton Wildcats	0 1 0 2 0 0 3
Carine Cats	3 0 2 0 1 X 6

FINAL STANDINGS:

Gold:	Carine Cats
Silver:	Willetton Wildcats
Brinze	Swan Districts Black Ducks

JUNIOR LEAGUE CLUB CHAMPIONSHIPS

Grand Final Pool A:

Score by Innings	Runs
South Perth Cubs	0 0 1 3 2 6
Swan Districts	4 0 2 0 1 7

Grand Final Pool B:

Score by Innings	Runs
Rockingham Rams	0 0 2 0 3 5
Vic Park/Belmmnt	3 3 0 2 x 8

SENIOR LEAGUE CLUB CHAMPIONSHIPS

Grand Final:

Score by Innings	Runs
South Perth Cubs	0 0 0 0 2 0 2 4
Wanneroo Gians	0 0 0 2 0 0 0 2



JUNIOR / SENIOR LEAGUE CHAMPIONSHIPS 201



JUNIOR LEAGUE STATE CHAMPINSHIPS

TROPHY WINNERS

MOST VALUABLE PLAYER

Javier Pelkonen

BATTING AVERAGE .778%

Tyler Brooks .692%

ALL STAR TEAM

Jordan Shillingford

Tyler Brooks

Ben Drew

Dylan Hopkins-Treloar

Jarrood Hutchins

Maddux Stivey

Daniel Carter

Daniel Choi

Cayden Deal

Javier Pelkonen

Adam Satie

Timor Attmar

SENIOR LEAGUE STATE CHAMPINSHIPS

TROPHY WINNERS

MOST VALUABLE PLAYER

Frazer Brice

BATTING AVERAGE .778%

Ashley Barnes .500%

ALL STAR TEAM

Ashley Barnes

Frazer Brice

Jayson Miller

Caige Kazmierowski

Lachy Waite

Liam Brooks

Byron Armstrong

Raleigh Pelkonen

Tyler Paull

Luke Houston

Brady Oliphant

Callum Johnson


JUNIOR COMPETITION REPORT

The 2016 / 2017 season saw 141 teams compete in 21 club based competitions with a further 26 teams entering into the Club Championship series.

RESULTS

Senior League Club Championship	Grand Final: South Perth (4) def Wanneroo (2)
Junior League Club Championship (Pool A)	Grand Final: Swans (7) def South Perth (6)
Junior League Club Championship (Pool B)	Grand Final: Vic Park/Bel (8) def Rockingham (5)
Little League Club Championship	Grand Final: Carine (6) def Willetton (3)

COMPETITION NAME	TEAM NO.	COMPETITON WINNERS
Big League Division 1	8	Morley (1) def South Perth (0)
Big League Division 2	14	Wanneroo Orange (2) def Perth (1)
Senior League Liam Hendricks Division	6	Willetton Green (9) def Vic Parl/Belmont (1)
Senior League Warwick Saupold Division	8	Willetton Yellow (7) def South Perth (3)
Junior League Norths / West Coast	5	Wanneroo White (8) def Carine (2)
Junior League Centrals / Coastal Bay	8	South Perth South def South Perth Blue Sox
Junior League Southern Hills / Souths	6	Braves (10) def Gosnells Hawks Navy (6)
Junior League Swan Hills / East	7	Swans White (3) def Swans Grey (1)
Intermediate League Norths	8	Swans White (9) def Wembley Red (0)
Intermediate League Souths	6	Willetton Wildcats (8) def South Perth Cubs (3)
Little League Norths	7	Carine Panthers top of Ladder
Little League West Coast	2	Wembley Red (6) def Wembley Black (4)
Little League Easts	4	Perth Blue (17) def Perth White (5)
Little League Swan Hills	5	Vic Park/Belmont top of Ladder
Little League Centrals	6	Willetton Black (13) def Willetton Gold (1)
Little League Southern Hills	10	Roleystone White (5) def Roleystone Blue (2)
Little League Souths	3	Braves Blue (12) def Kardinya Red Sox (7)
Little League Coastal Bay	8	Rockingham Black (5) def Peel White (3)
Little League Minors (Players Pitch) Norths	4	North Coast top of Ladder
Machine Pitch Peel	2	No Ladder
Machine Pitch Southern Hills	4	No Ladder
Machine Pitch Norths / West Coast	7	No Ladder
Machine Pitch Swan Hills	3	No Ladder



Lance Mackichan
Junior Competitions Manager



Little League WA CHARTER REPORTS



Swan Hills Aces continued its longstanding focus on creating an environment where participation in Charter pathways gives rise to enjoyable experiences and life-long memories for players, parents and supporters. Season 2016-17 delivered on this goal and also delivered great results from our respective Charter teams.

The Aces were well represented with a Little League Development Shield team, Little League Majors teams and Junior League team. We also had a number of players represented in the Tiger Academy teams at the Junior League State Championships and Intermediate League Invitational tournament.

The Development Shield team finished runners-up at the State Championships, which was a tremendous result for a relatively inexperienced player group. The hard work put in by the coaching staff needs to be acknowledge with particular acknowledgement going to the Head Coach Tom Mewburn who as a 17 year old inexperienced coach, acquitted himself beyond expectations.

The Little League Majors team also finished runners-up at the State Championships. This team was again relatively inexperienced and second place was a great achievement. However, this result was eclipse by an absolutely outstanding performance at the National Championships finishing Runners-up to the Hills Charter in NSW in what was very difficult circumstances for the team. Their performance well exceeded everyone's expectations. They proudly finished the season as the number one ranked Western Australian Charter in the Nation. Again the coaching staff is acknowledge for their great contribution to this result. It should be highlighted that Elijah Hewett and Ben Ferencakovic gained selection for the Cal Ripken World Series and acquitted themselves well at the event.

The Junior League team completed the trifecta also finishing runners-up at the State Championships. The Championship game against the Central Firebirds will be remembered as one of the great finals with the game decided 1-0 in favour of the Firebirds from a home run

hit. Being the defending champions the defeat was disappointing for the team but with a 1-0 score line the players gave their all and the game could have gone either way. The team continued their great form at the National Championships finishing 5th overall and also the number one ranked WA Charter in the Nation. The outstanding performance of the coaching staff is again acknowledged.

The Swan Hills Aces Charter had two players selected for the U16 WA State team being Mitchell Schofield and Daniel Carter. They both made a valuable contribution to the team at the National Youth Championships that saw WA finish runners-up.

The achievements of the Swan Hills Aces Charter during 2017-18 is in no small way due to the hard work of the Committee, and the Parents and Supporter that contribute their time on a voluntary basis to ensure that the players have a great experience, create those lasting memories, and importantly, achieve their full potential in this great game of Baseball.

2017-18 promises to be another great one for the mighty Swan Hills Aces.

Michael Carter
Assistant District Administrator, Swan Hills Aces



Although the success on the diamond as a charter was limited this season the future is looking brighter with the likely addition of another two tee-ball clubs entering teams into Little League for the upcoming season.


Kardinya Red Sox entered a team into the machine pitch division of the Little League State Championships and the development of the players was outstanding. Due to this others clubs are looking at doing the same.

The new committee has plans to continue to increase the transition rates of tee-ball players to baseballers and the growth of baseball in our area.

Stuart Tyson
Assistant District Administrator (Outgoing)
Southern Titans



Overseas' Tours CAL RIPKEN



2017 Cal Ripken World Series **3 August - 10 August 2017** **Branson, Missouri, USA**

Baseball Australia is proud to announce the team that will represent Australia at the Cal Ripken World Series in Branson, Missouri later this year.

The Cal Ripken World Series is a user pay program, with the team travelling to Aberdeen, Maryland to play a leadup tournament before heading to Branson to compete between 3-10 August.

Peter Bae (NSW)
Jude Barker (SA)
Genevieve Beacom (VIC)
Callum Donnelly (NSW)
Ben Ferencakovic (WA)
Jackson Grounds (QLD)
Ned Hargreaves (VIC)
Elijah Hewett (WA)
Jordan Hodges (SA)
Joel Hogan (QLD)
Nathan Howarth (NSW)
Ethan Martin (NSW)

Brayden Moyle (WA) Wilson Spinks (NSW) Bayley Stevens (NSW)

Dean Marnell – Manager
Michael Ibbotson – Assistant Coach
Craig Watts – Assistant Coach
David West – Executive Officer

Player nominations were received from state associations, with further information gathered at the recent Bendigo Bank Australian Little League Championship.

Baseball Australia wishes Nick Gall and Nicholas Parton a speedy recovery from injuries sustained that prevented them from travelling to the Cal Ripken World Series with the team after their initial selection.



Overseas Tours

U18 BASEBALL WORLD CUP

AUSTRALIAN U18 WORLD CUP TEAM ANNOUNCED

**Author: Baseball Australia Media/
Wednesday,
9 August 2017
Categories: News, Events, 18U
Mens, Southern Thunder**

Baseball Australia has announced the players and coaching staff that will represent Australia at the upcoming U18 Baseball World Cup in Thunder Bay, Canada.

Baseball Australia's Head of High Performance Glenn Williams said the coaching staff were challenged during the selection process.

"This has been one of the most difficult teams to select in recent memory, which is a credit to the hard work that the players and state based staff have put in leading into the MLBAAP," Williams said. "We have been fortunate to have had ample opportunities to see players throughout a variety of programs to gather the information needed to finalise this team."

"We feel we have a very versatile club which will have the advantage of playing eight quality lead up games in Canada prior to the World Cup. I'm excited to see how they fare throughout the entirety of the program and have no doubt they will give it everything they have."

Long-time Team Australia coaching members Steve Fish, Graeme Lloyd and Damian Shanahan will this year be joined with two men coaching an Australian team for the first time.

David Kandilas has been a long-time member of the Australian Men's National team, including two appearances at the World Baseball Classic. More recently, Kandilas was a member of the 2017 MLBAAP coaching staff, as well as beginning a Player/Game Development role for the ACT Baseball Association.

Tyler Anderson is a former Perth Heat representative that has had international experience at the 2011 Asia Series. Anderson has also spent time playing in the college system in the US, and is currently an Assistant Coach at St Louis University, in Missouri.



Anderson has been involved in a mentorship role for Australian athletes looking to play College baseball in the USA.

Australia's performances in Thunder Bay have been excellent, with a silver medal at the 2010 World Junior Baseball Championship, which included a memorable 2-1 win over Cuba in the Semi-Final.

TEAM AUSTRALIA

Jake Amos – NSW
Nic Anderson-Vine – NSW
Jordan Barnett – VIC
Josh Bedggood – QLD
Jackson Boyd – VIC

Brodie Cooper-Vassalakis – ACT

Jarryd Dale – VIC

Mitchell Edwards – ACT

Dermot Fritsch – QLD

Jake Green – ACT

Alex Hall – WA

Ky Hampton – SA

Liam Holm - NSW

Duane Johannsen – QLD

Jack O'Loughlin – SA

Lochlan Southee – WA

Jess Williams – WA

Rixon Wingrove – NSW

Jett Wright – WA

Jamie Young – VIC

COACHING AND SUPPORT STAFF

Steve Fish – Manager

Graeme Lloyd – Pitching Coach

Damian Shanahan – Assistant Coach

David Kandilas – Assistant Coach

Tyler Anderson – Assistant Coach

Greg Castle - Physiotherapist

Neil Barrowcliff – Executive Officer

UMPIRE

Ryan Harder

AUSTRALIA SUPER ROUND BOUND DESPITE LOSS

Author: Baseball Australia Media/Wednesday, 6 September 2017/Categories: News, Events, 18U Mens

Despite an 8-2 loss against Canada, three wins in the opening round and a superior run differential sees Australia qualify for the Super Round. Korea will progress as the #1 seed in Pool A, with Canada needing a victory over Nicaragua to qualify for the Super Round.

Canada nailed back-to-back home runs in the first inning before adding another homer in the second to hold a six run lead after two innings.

Jackson Boyd bore the brunt of the Canadian onslaught, however settled well in the third and fourth innings. The Victorian rightly finished with nine strikeouts through 4.1 innings of work in an admirable display on the mound.

Australian U18 Manager Steve Fish remained upbeat despite the loss.

"Jackson did pitch well tonight," Fish said. "He struck out nine and they took advantage of three balls he left up in the zone. We've done enough to qualify for the Super Round, which was one of our goals coming into the tournament."

Australia's first run of the ballgame came in the fourth, with Jamie Young's sac fly RBI opening his team's account as he scored fellow Victorian Jarryd Dale.



Opening Round Games

Korea 4-1 Australia
Australia 15-1 Italy
Australia 11-6 Nicaragua
Australia 4-0 Chinese Taipei
Canada 8-2 Australia

Australia managed to push another run across in the seventh after the Canadian team went to their bullpen. Catcher Alex Hall drove in shortstop Jess Williams to bring the margin back to six.

Despite strong relief outings from Williams (1IP, 0H, 2K) and Jett Wright (2.2IP, 2H, 0ER, 3K), Australia's offence was unable to mount the comeback, as they finished their opening round with a record of 3-2.

Australia's Super Round schedule is yet to be confirmed, stay tuned to Team Australia Baseball on Facebook for up-to-date information.



REVIEW: AUSTRALIA PUNCHES ABOVE AT U18 WORLD CUP

Author: Baseball Australia Media/Tuesday, 12 September 2017/Categories: News, Events, 18U Mens

Despite a disappointing final day loss to the USA, the Australian U18 World Cup team matched it with #1 ranked teams, claimed historic victories and made themselves, their coaching staff and their country proud.

The opening round began with a tight 4-1 loss to eventual silver medallists Korea, however that loss was quickly erased as Australia went on a winning streak. Victories over Italy and Nicaragua put the team in a great position, but it wasn't until the Chinese Taipei game that the

momentum was really on the green and wattle's side.

Ky Hampton tossed the first complete game shutout in the 2017 edition of the U18 World Cup, and in turn, but his team in the box seat for qualification to the Super Round.

The final game of the opening round saw Australia come up against a tough Canadian outfit, and eventually the team came away with a loss. However calculations from the World Baseball Softball Confederation (WBSC) meant despite that loss, Australia qualify for the super round and play for a medal.

South Australian young gun Ky Hampton made a name for himself at the U18 World Cup. The 16 year old threw a complete game against one of the best teams in the world, then against the USA, he claimed what many people saw as the catch of the tournament on a line drive comeback. Ky will look to build on a solid rookie campaign for the Adelaide Bite in the Australian Baseball League in season 2017/18.

Australia's opening game of the Super Round saw them take on Japan, with the entire baseball world taking notice. An extra innings loss was heartbreaking, but the determination and desire of the entire team was to be commended. Against a team full of future Japanese all-stars who'll sign for astronomical amounts of money, the Australian team never gave in.

Jack O'Loughlin lead the team to a 3-0 victory over #5 ranked Cuba, a win which gave so many Australian



baseball fans so much pleasure after the events of the World Baseball Classic.

The team's final game of the tournament came against the USA, with the eventual world champion coming out on top, 9-0.

Despite that loss, Australia has gained many more fans for the way they play the game on an international stage, and valuable WBSC World Ranking points.

The WBSC has yet to release their updated rankings, however a significant increase in points may see Australia push past their already historic ranking of 8th.

The 'World Cup' season is over for another year, with our U15 and U23 teams vying for the Title of World Champion in 2018.

2017 U18 BASEBALL WORLD CUP FINAL STANDINGS


1. USA
2. Korea
3. Japan
4. Canada
5. Australia
6. Cuba
7. Chinese Taipei
8. Netherlands
9. Italy
10. Nicaragua
11. Mexico
12. South Africa





Overseas' Tours SHA CHICAGO TOUR

Aces players
in front of the
corn fields at the
Field of Dreams.



For three weeks during June and July 2017 the Swan Hills Aces Charter, playing under the banner of the WA Aces, embarked on an historic tour through the Mid-West of America. The sole aim was to provide players of all levels of ability, an opportunity to experience and played baseball in what is the baseball capital of the world. Players from both within Swan Hills Charter and outside the charter were invited to take part in the tour, which for some will be a once in a life time experience. It even attracted players from regional WA and the Eastern States.


On the 24th June 2017, 22 players, 4 coaches/managers and a 16 strong supporter contingent departed Perth airport destined for Chicago, Illinois. During the 3 week tour the party in a convoy of 5 vans navigated approximately 1,500 miles across the Mid-West passing through the 4 states of Illinois, Wisconsin, Minnesota and Iowa. The players and coaches attended baseball coaching clinics in all states including the White Sox Academy in Chicago. They experienced Major League Baseball games at the homes of the Chicago White Sox, Milwaukee Brewers and the Minnesota Twins and took an in depth tour of Wrigley Field, the home of the Chicago Clubs.

Special thanks goes out to Liam Hendriks and

the Oakland Athletics organisation for allowing unprecedented access during batting practice prior to the White Sox v Athletics game. The players gained a lot out of their interactions with Liam and the Oakland coaches. They also had the opportunity to experience a number of college and independent league games during the tour.

From a playing perspective they played approximately 15 games of baseball including a major tournament in Kenosha where one of the 15U teams finished second in that tournament. A key element of this tournament was that the WA Aces combined with American players from the Brew State Baseball Academy. This was a tremendous opportunity to not only play baseball in America against Americans, but also to play alongside them as teammates.

Another key element of the tour was the opportunity for the players to homestay, not once but twice, firstly during the Kenosha, Wisconsin stay and then during their stay in St Cloud, Minnesota. The players got the opportunity to experience life in America's heart land which was not only a great cultural experience, but also allowed life-long friendships to be form with fellow players and their families. The generosity show by all of the host families was overwhelming.



Rob Novotny from Champions Baseball, who as our tour operator, made the logistically impossible possible. Andrew Murray for his hard work on tour and our Head Coach Steve Balgera. Baseball WA for seeing merit in the tour and providing the important sanctioning. All our corporate sponsors who without their support this tour would not have been possible. In particular I'd like to thank Auto One Midland and Turf Care WA for their generous support. I would like to thank the White Sox Academy, the Eric Munson Baseball Academy and the Joe Ferro Baseball Academy for

One of the highlights of the tour was the opportunity to play a 6 inning game of baseball on the legendary 'Field of Dreams'. There are very few teams that have ever, and will ever, get the opportunity to play a game of baseball on this unique field. It is difficult to describe in words what that experience felt like. Watching the players emerge from the corn fields into centre field reminiscent of the movie was magical. It was truly a once in a life time experience.

opening up their facilities to us and providing such expert tuition. I would like to particularly thank Chad Tindall of Brew State Baseball Academy and all the Academy players for welcoming us into their fold and allowing the WA players to play side by side with them in what was a key tournament for them.



Lastly and by no means least, I would like to thank the wonderful American host families that opened up their homes and lives to the WA Aces players,

As they say, life is a journey not a destination and nothing could be truer of this experience. All the little things that happened along the way, and the experiences shared, is what made this such an overall life changing experience.

treating them as one of the family and making their experience so memorable.

*Michael Carter
Assistant District Administrator
Swan Hills Aces Charter*

Tours of this magnitude don't just happen. It takes an enormous amount of blood, sweat and tears to bring something like this together. I would like to formally acknowledge the Swan Hills Aces Charter Committee and in particular our Tour Manager Sue Reid for her hard work and dedication to make this dream a reality. The parents and supporters of the players that worked so hard to fundraise for the tour.



Australian Baseball

ALCOHOL.THINK AGAIN

PERTH HEAT

RESULTS, STANDINGS AND REPORTS





Perth Heat HEAT SEASON STATISTICS

2016-17 ABL Season Statistics

Individual Stats (Batting) (click column headers to sort)																			
Player	POS	G	AB	R	H	2B	3B	HR	RBI	TB	BB	SO	SB	CS	OBP	SLG	AVG	OPS	E
Brandon Dale	OF	6	20	2	9	1	0	1	4	13	1	4	0	0	.435	.650	.450	1.085	1
Tim Kennelly	DH	32	124	23	40	13	0	6	17	71	14	18	6	2	.391	.573	.323	.964	3
Luke Hughes	2B	37	128	21	40	9	0	6	15	67	25	30	3	1	.426	.523	.313	.949	3
Derek Peterson	OF	40	139	21	42	7	0	2	18	55	20	23	1	1	.401	.396	.302	.797	1
Matt Kennelly	C	37	124	12	36	1	0	1	12	40	11	18	2	1	.357	.323	.290	.680	0
John Riley	C	18	64	5	17	2	0	2	10	25	4	21	1	0	.314	.391	.266	.705	4
Nick Ruppert	OF	18	62	12	16	2	0	0	7	18	9	14	0	1	.361	.290	.258	.651	0
Ulrich Bojarski	OF	38	136	17	33	5	1	3	18	49	3	39	6	2	.268	.360	.243	.628	4
Sam Kennelly	3B	26	78	6	17	2	0	0	10	19	10	21	2	0	.337	.244	.218	.581	6
Jake Bowey	C	14	43	4	9	2	0	0	2	11	2	15	1	1	.277	.256	.209	.532	2
Jordan Dyer	2B	6	24	2	5	0	0	0	2	5	2	4	0	0	.269	.208	.208	.478	0
Josh Kennelly	C	1	5	1	1	0	0	1	4	4	0	2	0	0	.200	.800	.200	1.000	
Alex Hall	C	18	51	5	10	0	0	0	1	10	6	14	1	0	.281	.196	.196	.477	4
Joey Wong	SS	40	157	16	30	11	1	1	14	46	17	27	3	3	.279	.293	.191	.572	2
Jesse Barron	OF	18	55	3	10	2	0	0	2	12	7	13	0	0	.270	.218	.182	.488	1
Ryan Boyer	2B	3	8	0	1	0	0	0	0	1	0	5	0	0	.125	.125	.125	.250	2
Josh Diggins	OF	13	25	4	3	0	0	0	1	3	2	3	0	0	.185	.120	.120	.305	0
Matt Dixon	2B	9	30	2	3	1	0	0	0	4	3	12	0	0	.182	.133	.100	.315	0
Jesse Williams	SS	6	11	2	1	0	0	0	2	1	1	1	1	0	.167	.091	.091	.258	0

Individual Stats (Pitching) (click column headers to sort)																			
Player	W	L	ERA	G	GS	CG	SHO	SV	IP	H	R	ER	HR	HB	BB	SO	WHIP	HLD	GF
Tom Bailey	1	6	4.97	10	10	2	0	0	54.1	60	38	30	10	0	23	62	1.53	0	0
Michael Lee	2	6	5.98	9	9	0	0	0	52.2	65	39	35	6	4	23	43	1.67	0	0
Nick Veale	2	4	5.74	10	10	0	0	0	47.0	56	33	30	3	1	24	43	1.70	0	0
Lex Rutledge	2	1	1.55	14	3	0	0	0	29.0	19	9	5	1	1	16	22	1.21	1	3
Daniel Schmidt	1	3	7.01	8	5	0	0	0	25.2	40	25	20	4	2	5	10	1.75	0	1
Conor Lourey	1	2	3.22	8	3	0	0	0	22.1	15	11	8	0	3	20	32	1.57	0	0
Benn Grice	2	0	0.93	10	0	0	0	0	19.1	10	2	2	1	0	3	10	0.67	0	4
Will Dennis	1	1	3.12	15	0	0	0	2	17.1	12	7	6	0	1	9	16	1.21	2	8
Adam Millson	0	0	4.50	6	0	0	0	0	14.0	14	7	7	0	0	6	5	1.43	0	4
Cameron Lamb	0	0	3.86	11	0	0	0	0	11.2	14	6	5	0	0	7	7	1.80	0	3
Jake Bowey	1	1	6.35	8	0	0	0	0	11.1	11	10	8	3	0	3	15	1.24	0	3
Scott Mitchinson	1	0	1.64	8	0	0	0	0	11.0	6	3	2	2	0	5	10	1.00	1	3
Warwick Saupold	0	2	7.36	8	0	0	0	4	7.1	8	7	6	4	0	1	5	1.23	0	6
Justin D'Alessandro	0	0	0.00	3	0	0	0	0	6.1	5	0	0	0	0	3	4	1.26	1	1
Josh Silvi	0	0	6.75	2	0	0	0	0	1.1	2	1	1	0	0	1	1	2.25	0	1
Brendan Sing	0	0	0.00	1	0	0	0	0	1.0	1	0	0	0	0	0	1	1.00	0	1

Australian League: Team Stats (Pitching) (click column headers to sort)

Team	W	L	ERA	G	CG	SHO	SV	IP	H	R	ER	HR	HB	BB	SO	WHIP	HLD	GF
Adelaide	23	17	3.90	40	0	1	13	343.2	365	184	149	21	25	119	269	1.41	16	40
Canberra	20	20	4.29	40	0	1	10	343.2	325	203	164	26	17	165	295	1.43	13	40
Melbourne	26	14	3.23	40	5	5	7	339.2	319	143	122	23	22	119	314	1.29	7	35
Perth	14	26	4.48	40	2	0	6	331.2	338	198	165	34	12	149	286	1.47	5	38
Sydney	15	24	4.70	39	2	3	5	329.2	359	203	172	23	27	132	280	1.49	9	37
Brisbane	21	18	5.10	39	0	2	9	328.1	347	207	186	44	19	128	302	1.45	17	39

Australian League: Team Stats (Batting) (click column headers to sort)

Team	G	AB	R	H	2B	3B	HR	RBI	TB	BB	SO	SB	CS	OBP	SLG	AVG	OPS
Canberra	40	1335	193	378	71	9	32	183	563	110	279	37	14	.347	.422	.283	.768
Brisbane	39	1322	234	374	74	7	42	215	588	125	284	38	15	.349	.445	.283	.793
Adelaide	40	1316	206	348	65	5	34	189	525	148	282	36	20	.348	.399	.264	.747
Melbourne	40	1259	177	318	70	5	25	154	473	142	294	39	18	.331	.376	.253	.706
Perth	40	1285	158	323	58	2	23	139	454	137	284	27	12	.331	.353	.251	.684
Sydney	39	1293	170	312	56	6	15	145	425	150	323	37	11	.331	.329	.241	.660

Club	W	L	PCT ▼	GB	Home	Away	L 10	Streak
Melbourne Aces	26	14	.650	-	13-7	13-7	3-7	L1
Adelaide Bite	23	17	.575	3.0	12-8	11-9	8-2	W3
Brisbane Bandits	21	18	.538	4.5	11-8	10-10	8-2	W2
Canberra Cavalry	20	20	.500	6.0	11-9	9-11	4-6	L2
Sydney Blue Sox	15	24	.385	10.5	11-9	4-15	4-6	L3
Perth Heat	14	26	.350	12.0	10-10	4-16	3-7	W1



Perth Heat CEO COMMERCIAL



XPerth Heat is not just a team, it's a family and the ballpark is our home. 2016/17 Season was my first season at the Alcohol. Think. Again Perth Heat and I already feel like part of the family. It's a privilege to be part of one of the most successful sporting teams in WA.

The 2016/17 Season was a rebuilding season on and off the field, with some great young prospects on the field and some new faces in the office the 2016/17 season is the foundation we will build the next decade.

Despite the team struggling to get wins on the board this season we still managed to pull the biggest crowned in the ABL, this shows the passion and loyalty fans have for the Heat. We also exceeded our ticket sales target for the season with a season attendance of 15 000.

Along with some fresh faces in the office we also had a brand new ticketing system. Tickets.com provided an improved online ticket service prompting an increase in online ticket sales and relieving pressure off the box office.

Memberships were also available online but was a difficult sell for the 2016/17 season. The uncertainty surrounding the ABL and its financial support from MLB caused some members to be concerned that there wouldn't be an ABL this season. However the biggest challenge was the drop in the number of home games and the increase in membership prices. This resulted in a 57% decrease in memberships. A two-year strategy has been formulated to increase memberships numbers to 600.

Our digital media has continued to grow this season with a 13% increase in our Facebook page likes. Our weekly news email was also introduced with over 7500 subscribers. We will be looking to increase our fan engagement with more behind the scenes videos on our Facebook page.

We have learnt a lot from the 2016/17 season and the lessons we have learnt will shape the 2017/18 season. The coming season will see an emphasis in increasing overall attendance and Full Season Memberships.

I'm excited to see what the 2017/18 season has in store, it's shaping up to be the biggest season yet and our goal is to get the team as much support as possible so they can bring the Claxton Shield home to WA.

Lachlan Dale
CEO, Perth Heat

Baseball WA Ltd

WA STATE HEAT

RESULTS, STANDINGS AND REPORTS



WA State HEAT Under 16s 2017 National Championship

Coaches Report

TRIALS

These commenced at the start of September, at Barbagallo Ballpark and were well represented with about 50 players attending. The ability to utilize Barbagallo Ballpark was of great help for the selections and later for team practice. The opportunity this gave the players and staff to perform at a high level was a key element in our states overall performance.

TEAM PRACTICE

Our practice sessions were held on Monday afternoons at Baseball Park in conjunction with our state 18's and was a great benefit to both our players and the staff. Players received quality instructions from all coaches and the PERTH HEAT staff and players who attended on numerous occasions. We could simulate match conditions on a regular basis, utilize the dirt bullpens and maximize the hitting cages, enabling us to run a professional and well organized practice session. This also allowed more coaches to be involved in developing and preparing both teams. The 16's also had a 2nd practice session on Saturday mornings at Baseball Park. These sessions were mainly our batting practice workouts and on occasions we would go over our team defences.

The Goodwill series was again a good warm up to the nationals and encourage BWA to continue with this series. It is great for the staff, players and team to work on things and get game time as a unit against quality opposition.

JANUARY CHAMPIONSHIPS

The championships were held at the Blacktown Baseball complex in Sydney, NSW in conjunction with the National 18's championships. Unfortunately, some days were affected by the rain and games were forced to be delayed or postponed to later. Baseball Australia may need to consider having other field options available if required at future programs.

TEAM PERFORMANCE

The team finished with an overall Win\Loss record of 8 and 3, finishing with a silver medal. We played Victoria Blue in the Gold medal game and were

outstanding but unfortunately went down 5 to 1. All players were outstanding throughout the entire tournament with players fulfilling their roles asked by the coaches. The coaches worked together very well to enable the players to perform and enjoy the experience of a national championships and representative teams. It is no surprise we continue to perform at a high standard and most times the envy of other state programs with the calibre and cohesion that our coaches perform together. Thank you to all staff on both 16's and 18's teams and especially to Carol Williams (team trainer), Rich Daly (strength and conditioning coach) for your extra contributions to the program.

ACCOMMODATION

The U16's team stayed 30 minutes from the fields, in Parramatta at the Merriton Apartments. These were self-contained apartments with 4 players per room. Players were required to prepare their own breakfast with team dinners arranged by the coaching staff at nearby restaurants. Lunch each day was prepared and supplied by a Sydney club at the field, cold meats and salad roll, piece of fruit, a juice drink and a packet of crisps. The accommodation had a 25metre pool and gym which was used for after game rehab and preparation each day. This was a great benefit to our team and enabled Carol Williams and the staff to prepare the players for the next day.

Special thank you to all the staff involved in both the 16's and 18's teams plus Lachy Dale, Luke Hughes and Andrew Kyle. The passing of Greg Jelks on the 1st day of the tournament was a great tragedy that none of us were prepared for. To have the support from all staff, players, parents and BWA staff was outstanding and very appreciated by those effected.

CLOSING

Congratulations to all players, staff, parents and anyone who was a part of the 2017 National under16's silver medal winning WA team. The continued success of WA teams at National level over the last 15 years is the envy of every state in Australian. I believe the reasons for this have been the high standard and quality of people who have been involved in all facets of the program.

Rod Drew
Head Coach, Under 16s

Executive Officer's Report

STAFF

<i>Head Coach</i>	Rod Drew
<i>Assistant Coach</i>	Bob Grove & Grant Johnson
<i>Pitching Coach</i>	Peter Torpy
<i>Sports Trainer</i>	Carolyn Williams
<i>Executive Office</i>	Deanne Saupold

TEAM

Byron Armstrong	Mitchell Bacon
Broadee Binder	Daniel Carter
Scott Cornish	Carter Dowling
Zachary Holland	Dylan Hopkins-Treloar
Callum Eissens	Callum Johnson
Blake Monaghan	Mtthew Martin
Cody Nicholas	Cayden Nicoletto
Josh Paull	Evan Periera
Nicholas Riley	Mitchell Schofield
Lachlan Waite	Dylan Walsh

TRAINING

Training was held at Barbagallo Ball Park on Monday and Wednesday nights. They trained in conjunction with the Perth Heat which gave the boys plenty of time to familiarise themselves with each other.

COST

The cost this year was \$3200, this included new playing tops, gear and walk out tops which made the boys look very smart, we did have a lot of comments about the way they looked when all together.

CAP NIGHT

Was held at Gosnells Home Ground before the Heat Game, which I think, worked really well. The summary that was done for the parents was quick and precise so there was no confusion about what to expect for the boys.

Family's then had the opportunity to go and watch the Heat game after presentation.

ACCOMMODATION AND TRAVEL

Travel was organised through Baseball WA and we flew Virgin Airlines there and back. Leaving on the morning flight was a great idea as we had a whole day to recover from the flight; the accommodation was at The Meriton Apartments in Sydney. These Apartments were very nice but we didnt have a place to park the buses. There were 4 to a room with the boys buying their own breakfast supplies and stuff this was perfect.

MEALS

Most meals were close to the apartments within walking distance.

The meals for this year were basic but the canteen staff could not have done enough for us. The canteen staff always looked after us with water and anything else we needed.

Also these guys made sure that we had ice and water before the game and after the games.

TOURNAMENT:

Started on the Friday 6th Jan until the Sunday the 15th Jan.

It was very emotional start to the tournament with the very sad news of Greg Jelks passing and Donald's Mum both on the same day.

Having to tell Rod before our first game was extremely hard and something we never want to do again.

The way Rod handled the whole situation was just amazing and he really showed the boys his commitment to the game he loves so very much, and he did it for Greg, as he knew that's what Greg would have wanted.

To Lachy Dale for coming over as quick as he did really helped not only myself but the whole coaching staff, he was amazing in everyway and I personally cant thank him enough for his quick acions on getting on a flight to all of us, who were directly affected by these tragic deaths.

To Baseball Australia's staff, we couldnt have said enough as they went to every length to help us from flights for Don to helping if we needed to have coaches they were amazing.

The tournament in general was awesome, more shade needed for the players and staff, but we couldnt have asked for better of all the boys with the result we got which was Silver.

COMMENTS

We had nothing but great reports from people staying at the same hotel as the boys to the manners and conduct hroughout the stay. Several of the people came and watched the team play as they said the boys conducted themselves in a very professional manner..

INJURIES

We had no major injuries this year, Dylan Walsh did come down with conjunctivitis but was all fixed within a couple of days. Thanks again to Carol Williams and her amazing work she does with the boys in rehab every night up till all hours seeing everyone that has a little niggle.

IN CONCLUSION

To the parents that came over for the games and the ones that didn't, thank you to you all. From the stories we heard every day you all seemed to have had a great time and your support throughout the tournament was great.

Thanks again.

Deanne Saupold
Under 16's Executive Officer

Game Results

Game date	Opposing team	Score	r-h-e	/	r-h-e	Inns	Overall	Under 16	Pitcher of record	Attend	Time
Jan 06, 2017	vs Victoria White	W <u>9-1</u>	9-10-3	/	1-0-2	7	1-0-0	1-0-0	None	0	2:18
Jan 07, 2017	vs Victoria Blue	W <u>5-3</u>	5-7-3	/	3-9-3	7	2-0-0	2-0-0	None	0	2:11
Jan 08, 2017	vs New South Wales	W <u>4-1</u>	4-6-0	/	1-2-0	7	3-0-0	3-0-0	None	0	1:53
Jan 09, 2017	vs Country NSW	W <u>14-7</u>	14-11-3	/	7-5-4	7	4-0-0	4-0-0	None	0	3:00
Jan 10, 2017	vs Queensland	<u>6-11</u> L	6-8-2	/	11-11-4	7	4-1-0	4-1-0	None	0	2:31
Jan 11, 2017	vs Aust Capital Territ	W <u>14-2</u>	14-11-0	/	2-5-3	5	5-1-0	5-1-0	None	0	1:38
Jan 12, 2017	vs South Australia	W <u>11-10</u>	11-12-9	/	10-7-2	7	6-1-0	6-1-0	None	0	2:42
Jan 13, 2017	vs South Australia	W <u>9-8</u>	9-10-3	/	8-10-2	7	7-1-0	7-1-0	None	0	2:38
Jan 13, 2017	vs Victoria Blue	<u>11-15</u> L	11-14-8	/	15-16-3	7	7-2-0	7-2-0	None	0	2:50
Jan 14, 2017	vs New South Wales	W <u>9-3</u>	9-11-0	/	3-9-3	7	8-2-0	8-2-0	None	0	2:18
Jan 15, 2017	vs Victoria Blue	<u>1-5</u> L	1-5-0	/	5-9-1	7	8-3-0	8-3-0	None	0	2:01

() extra inning game

(All games Sorted by Earned run avg)

Player	era	w-l	app-gs	cg	sho	sv	ip	h	r	er	bb	so	2b	3b	hr	ab	b/avg	wp	hbp	bk	sfa	sha

John,David	0.90	0-0	2-2	1	0/1	0	10.0	8	1	1	0	3	0	0	0	37	.216	0	0	0	0	0
Riley,Jackson	1.64	0-0	3-3	0	0/1	0	11.0	9	2	2	5	11	1	0	0	41	.220	0	0	0	0	1
Pelkonen,Ralieggh	1.69	0-0	3-0	0	0/1	0	5.1	4	1	1	2	1	1	0	0	20	.200	0	0	0	0	0
Merton,Conor	2.08	0-0	4-2	0	0/0	0	8.2	4	3	2	5	6	2	0	0	28	.143	2	1	0	0	1
Nuttall,Ryan	2.25	0-0	4-0	0	0/1	0	8.0	3	2	2	4	4	1	0	0	28	.107	0	2	0	0	0
Brice,Frazer	2.40	0-0	3-2	0	0/0	0	15.0	7	4	4	1	11	1	1	0	52	.135	1	0	0	0	0
Swartz,Ryan	3.86	0-0	4-1	0	0/1	0	7.0	4	3	3	7	4	1	0	0	22	.182	3	0	0	0	0
Molloy,Brock	4.00	0-0	4-1	0	0/1	0	9.0	6	6	4	4	4	1	0	0	32	.188	0	2	0	0	0
Johnson,Alec	7.71	0-0	3-0	0	0/0	0	4.2	7	5	4	4	0	1	0	0	18	.389	1	0	0	1	1
WrightPihama,Tama	13.50	0-0	1-0	0	0/0	0	1.1	1	2	2	4	0	0	0	0	5	.200	2	0	0	0	0
Talbot,Mason	18.90	0-0	3-0	0	0/0	0	3.1	6	7	7	6	3	3	0	0	14	.429	0	1	1	1	0
Collier,Samuel	19.29	0-0	4-0	0	0/1	0	4.2	9	11	10	5	2	4	0	0	22	.409	1	1	0	0	0
Totals	4.30	0-0	11-11	1	2/2	0	88.0	68	47	42	47	49	16	1	0	319	.213	10	7	1	2	3
Opponents	6.37	0-0	11-11	0	0/0	0	89.0	127	78	63	36	52	24	5	0	389	.326	10	5	3	5	0

PB - Team (1), Hall,A 1, Opp (1). Pickoffs - Team (1), Collier,S 1, Opp (2). SBA/ATT - Hall,A (7-12), Greenham,J (10-11), Talbot,M (6-7), Swartz,R (3-4), Molloy,B (2-3), Brice,F (1-3), Pelkonen,R (2-2), Nuttall,R (0-1), Merton,C (1-1), Riley,J (1-1), Collier,S (1-1).

Overall Statistics

Under 16 record: 8-3

Player	avg	gp-gs	ab	r	h	2b	3b	hr	rbi	tb	slg%	bb	hbp	so	gdp	ob%	sf	sh	sb-att	po	a	e	fld%
Nicoletto,Cayden	.516	9-8	31	11	16	1	2	0	6	21	.677	0	0	2	1	.500	1	1	3-4	23	2	0	1.000
Perera,Evan	.476	7-6	21	5	10	2	0	0	4	12	.571	4	0	0	0	.560	0	1	4-4	10	10	0	1.000
Riley,Nicholas	.448	9-8	29	10	13	2	1	0	9	17	.586	2	0	2	2	.484	0	0	3-4	16	2	0	1.000
Walsh,Dylan	.412	10-8	17	10	7	3	0	0	7	10	.588	17	1	2	1	.714	0	0	2-2	21	8	4	.879
Martin,Matthew	.296	9-9	27	7	8	0	1	0	12	10	.370	3	0	6	0	.367	0	0	4-6	6	1	1	.875
Armstrong,Byron	.292	10-7	24	6	7	3	0	0	5	10	.417	5	0	2	1	.400	1	0	0-1	15	17	2	.941
Dowling,Carter	.250	8-7	20	7	5	2	1	0	2	9	.450	2	1	5	0	.348	0	0	4-4	4	1	0	1.000

Nicholas,Cody	.444	5-5	18	5	8	2	1	0	7	12	.667	1	0	2	1	.474	0	0	1-1	17	1	0	1.000
Holland,Zachary	.444	6-4	9	1	4	1	0	0	5	5	.556	1	0	0	0	.500	0	0	2-2	23	3	0	1.000
Bacon,Mitchell	.375	6-3	8	4	3	0	0	0	2	3	.375	3	0	0	0	.545	0	0	1-1	1	6	4	.636
HopkinsTreloar,Dylan	.333	6-4	12	3	4	0	0	0	1	4	.333	3	0	2	0	.467	0	0	1-1	2	8	4	.714
Eissens,Calvin	.300	5-3	10	1	3	1	0	0	3	4	.400	2	0	1	0	.417	0	0	1-1	1	1	0	1.000
Paull,Josh	.250	5-4	12	4	3	0	0	0	2	3	.250	5	0	1	0	.471	0	0	1-1	7	4	1	.917
Carter,Daniel	.235	8-5	17	6	4	2	1	0	6	8	.471	2	1	3	1	.333	1	0	2-2	10	1	2	.846
Cornish,Scott	.231	7-7	13	4	3	0	0	0	0	3	.231	5	0	3	0	.444	0	0	1-1	5	6	5	.688
Binder,Broadee	.214	5-4	14	2	3	1	0	0	3	4	.286	2	1	3	0	.353	0	0	1-1	18	2	2	.909
Monaghan,Blake	.167	8-3	6	3	1	1	0	0	1	2	.333	0	1	0	0	.286	0	1	0-0	3	7	2	.833
Johnson,Callum	.143	6-5	7	2	1	0	0	0	1	1	.143	3	0	0	0	.400	0	1	1-1	10	12	4	.846
Scofield,Mitchell	.100	7-4	10	2	1	0	0	0	1	1	.100	4	0	2	0	.333	1	0	1-1	4	1	0	1.000
Waite,Lachlan	.091	7-6	11	0	1	0	0	0	0	1	.091	1	0	2	1	.167	0	0	0-0	23	5	0	1.000
Totals	.332	11-11	316	93	105	21	7	0	77	140	.443	65	5	38	8	.449	4	4	33-38	219	98	31	.911
Opponents	.274	11-11	303	66	83	12	2	0	44	99	.327	34	11	33	3	.366	2	3	18-22	213	103	27	.921

LOB - Team (88), Opp (69). DPs turned - Team (4), Opp (9). CI - Team (1), Binder,B 1. IBB - Team (0), Opp (1). Picked off - Walsh,D 1, Martin,M 1, HopknsTrlr,D 1.

(All games Sorted by Fielding pct)

Player	c	po	a	e	fld%	dp	sba	csb	sba%	pb	ci
Waite,Lachlan	28	23	5	0	1.000	2	0	0	---	0	0
Holland,Zachary	26	23	3	0	1.000	1	2	1	.667	0	0
Nicoletto,Cayden	25	23	2	0	1.000	0	1	0	1.000	0	0
Perera,Evan	20	10	10	0	1.000	0	0	0	---	0	0
Riley,Nicholas	18	16	2	0	1.000	0	0	0	---	0	0
Nicholas,Cody	18	17	1	0	1.000	0	5	0	1.000	2	0
Dowling,Carter	5	4	1	0	1.000	0	1	1	.500	0	0
Scofield,Mitchell	5	4	1	0	1.000	0	0	0	---	0	0
Eissens,Calvin	2	1	1	0	1.000	0	3	0	1.000	0	0
Armstrong,Byron	34	15	17	2	.941	2	0	0	---	0	0
Paull,Josh	12	7	4	1	.917	2	0	0	---	0	0
Binder,Broadee	22	18	2	2	.909	1	9	2	.818	0	1
Walsh,Dylan	33	21	8	4	.879	0	2	1	.667	1	0
Martin,Matthew	8	6	1	1	.875	0	4	2	.667	0	0
Johnson,Callum	26	10	12	4	.846	1	1	0	1.000	0	0
Carter,Daniel	13	10	1	2	.846	0	0	0	---	0	0
Monaghan,Blake	12	3	7	2	.833	0	1	0	1.000	0	0
HopkinsTreloar,Dylan	14	2	8	4	.714	0	1	0	1.000	0	0
Cornish,Scott	16	5	6	5	.688	0	2	0	1.000	0	0
Bacon,Mitchell	11	1	6	4	.636	1	0	0	---	0	0
Totals	348	219	98	31	.911	4	18	4	.818	3	1
Opponents	343	213	103	27	.921	9	33	5	.868	0	0

WA Perth HEAT Under 18s 2017 National Championship



Coaches Report

These National Championships will be remembered forever by anyone who was involved with this amazing group of people. I am deliberately not targeting the players as this National Championship was all about us as a state. The two and a bit weeks that we spent together this January were some of the toughest, funniest, challenging and rewarding that I have ever experienced in the game. Many people say that adversity will do one of two things: either make you stronger or knock you down. The players, coaching staff, family and friends who were with us for this journey have come through stronger and have once again represented Baseball in WA with great pride and distinction.

After receiving the tragic news of Greg Jelks death and also the passing of Don Kyle's mother on the same day at the very beginning of the tournament, there is no way to know the impact all of this would have on our team. What I do know is that there seemed to be a real focus from the players to ensure that they left no stone unturned in their pursuit of success and also to show people from across the world, how strong they were as a group and what it meant to be associated with this program.

Over the course of the Championships, there were many outstanding individual contributions from the players but in order to win the Championship you have to have it from every player and looking back, there is not one player in the group who did not

perform to at least to our expectations and in most cases, exceeded what we thought we would get.

During the Championships the team maintained a strong focus and performed at a level that would see us reach the top 4. It was our first game in this round against the number 1 seed South Australia that sent a real message to everyone. With the temperature still hovering around the 40deg mark, the team stamped themselves as serious ballplayers with a devastating 17-1 victory and followed this up against Country New South Wales (Reigning National Champions) with a 10-4 victory. Our last semi final game was an 11-4 loss against our Championship Match opponents NSW. This loss galvanised the group as they looked at each other and knew that they had so much more to give they would not let that happen again.

The Championship game should always be a showcase for a tournament and this one was no exception. Two young starting pitchers who did not let the scoring get away from their team and two teams who played their hearts out. For us, Frazer Brice was outstanding and then Connor Merton showed maturity and poise to come in and close the game out. The scenes of celebration showed exactly how much this meant to this amazing team. From the players, the coaching staff and the families and friends who were there or watching it on the live broadcast, it was the most amazing end to a Championship that will never be forgotten. I would like to think that from now on when people think about the legacy of Greg Jelks, they will include the efforts of this group as part of that.

I need at this time to recognise the efforts of the Under 16 team as well. I know first hand that they were impacted just as much as us with everything that was going on and for them to make the Championship game was an achievement that should never be underestimated. Rod Drew was a wonderful leader and the support that was shown to him by Peter Torpy, Bob Grove and Grant Johnson cannot be understated. Well done guys.

From an Under 18 team view I would like to make the following points :

- 1) Coaches. To DK, Hewy and Hoges. To have you guys on a Coaching Staff at this level is an absolute luxury. I want to personally thank you for your input and your dedication in getting this team prepared. I want you all to know that I could not have got through that time without all of you and neither could have your team. The way you stayed focussed and allowed everyone to embrace the emotional roller coaster we were all on showed a whole lot of life lessons to our players that they will never forget. Even without the wonderful result, the 2017 Under 18 team have come away better people because of you and your involvement and for this I can never thank you all enough. To share this time with you was really special.
- 2) Dea and Carol.....we finally got there. I don't know of two people who work as hard as you both during the lead up and then at the Championships. Your constant attention to detail and your ability to make sure we are prepared and all of the little things are taken care of is one of the major reasons why we have a great program. To have you both there and then seeing you introduce the players was really special and I hope you enjoyed the time as well.
- 3) Luke Hughes, Rich Daly and Johnny Ogilvie. There is no doubt that the professionalism and effort that our HP staff put into this group played a major role in our ultimate success. To have such knowledgeable, hardworking and high quality people involved in our sport is a wonderful thing. I think that the greatest honour that we can bestow on you all are that you are all "great baseball people".
- 4) Lachlan Dale. Lachlan's role can never be understated. To have him and Luke Hughes come over to Sydney and be there as supports through this time was a major factor in having the U/18s and U/16s reach the Championship Game. Lachlan made the decision to come over to Sydney and I would sincerely like to thank the

BWA Board for allowing him to do this. His support and advise before the Championships was always sought after and his rock solid decision making was never over bearing. Lachlan and Luke, thank you both so much for your support over there. We could not have got through without you both.

- 5) Matt Kennelly and the Heat Squad. Matt was always supportive of our program and was always available to lend a hand as were his players and coaches. Anytime we shared a practice with them was time that was really well used and I know our players benefited from it.
- 6) Baseball Australia, NSW Baseball and in particular Matt Sundstrom and Michael Ibbotson. All of you ensured that we were well looked after and any requests we had were always met with a caring and positive approach. I always felt that the well being of my team was always at the forefront of your actions and for that I cannot thank you enough.
- 7) Individual Player Achievements. Dawson Summers on being awarded the Gold Glove. His defence and his leadership were key factors in our Championship win. Frazer Brice was an obvious choice for the Pitching Award. He only gave up four earned runs in 15 total innings during the tournament, and finished in the top 10 for strikeouts with 11 and walked only 1 batter in 15 innings of work. Frazer was also our State MVP. A massive congratulations as well to Dawson, Jackson Riley, Alex Hall, Jess Williams, Jake Taylor and Jett Wright on making the Australian team that then stayed on and qualified for this year's World Championships.
- 8) All of the families who not only came over but who allowed us the opportunity to work with them I am sure it is a time they will never forget and they should look back on this with great pride. Being part of a National Champion team is a unique bond that they will always share with each other.
- 9) The players. There are no real words that can accurately describe the level of pride I have for all of them. We had so much fun leading up to the tournament and then to have that bond strengthened through our adversities was such an amazing thing to be a part of. They played their hearts out and were always extremely respectful of all that was going on and always concerned about how the coaching staff was travelling. They are an amazing group of young men and I have no doubt that the experience of last January means they are destined for great things in their lives. You absolutely got what you

deserved guys and thank you for allowing us as coaches to be a part of it.

10) My family. To Pen and Digs, to have you both there for this meant the world to me. Penny your support for all of the coaches was inspirational. You always made sure we were okay and nothing was ever an effort. Digby, to have you in the dugout as our Bat Boy was once again "entertaining". You did a great job and when you weren't there the team certainly noticed. Thank you both for allowing me to do this role and be a part of this organisation.

#44FOREVER.

Mark Petti, Coach
WA State HEAT

Executive Officer's Report

STAFF

<i>Head Coach</i>	Mark Pettit
<i>Assistant Coach</i>	Don Kyle & Jason Hewitt
<i>Pitching Coach</i>	Lee Hogan
<i>Sports Trainer</i>	Carolyn Williams
<i>Executive Office</i>	Deanne Saupold

TEAM

Joel Beches	Sam Collier
Frazer Brice	Josh Greenham
Alex Hall	David John
Alec Johnson	Grant Kerry
Conor Merton	Brock Molloy
Ryan Nuttall	Jackson Riley
Ryan Swartz	Dawson Summers
Mason Talbot	Jake Taylor
Jess Williams	Tama Wright-Pihama
Jett Wright	Raleigh Pelkonen

TRAINING

Training was held at Barbagallo Ball Park on Monday and Wednesday nights. They trained in conjunction with the Perth Heat which gave the boys plenty of time to familiarise themselves with each other.

COST

The cost this year was \$3200, this included new playing tops, gear and walk out tops which made the boys look very smart, we did have a lot of comments about the way they looked when all together.

CAP NIGHT

Was held at Gosnells Home Ground before the Heat Game, which I think, worked really well. The summary that was done for the parents was quick and precise so there was no confusion about what to expect for the boys.

Family's then had the opportunity to go and watch the Heat game after presentation.

ACCOMMODATION AND TRAVEL

Travel was organised through Baseball WA and we flew Virgin Airlines there and back. Leaving on the morning flight was a great idea as we had a whole day to recover from the flight; the accommodation was at The Meriton Apartments in Sydney. These Apartments were very nice but we didnt have a place to park the buses. There were 4 to a room with the boys buying their own breakfast supplies and stuff this was perfect.

MEALS

Most meals were close to the apartments within walking distance.

The meals for this year were basic but the canteen staff could not have done enough for us. The canteen staff always looked after us with water and anything else we needed.

Also these guys made sure that we had ice and water before the game and after the games.

TOURNAMENT:

Started on the Friday 6th Jan until the Sunday the 15th Jan.

It was very emotional start to the tournament with the very sad news of Greg Jelks passing and Donald's Mum both on the same day.

For myself and Carol having to hide this from the boys until the coaches were to tell them was extremely difficult.

To Lachy Dale for coming over as quick as he did really helped not only myself but the whole coaching staff, he was amazing in everyway and I personally cant thank him enough for his quick acions on getting on a flight to all of us, who were directly affected by these tragic deaths.

To Baseball Australia's staff, we couldnt have said enough as they went to every length to help us from flights for Don to helping if we needed to have coaches they were amazing.

The tournament in general was awesome, more shade needed for the players and staff, but we couldnt have asked for better of all the boys with the result we got which was Silver.

AUSTRALIAN TEAM

We had 6 Team Members announced in the Australian Team, which were:

Alex Hall	Riley Jackson
Dawson Summers	Jake Taylow
Jess Williams	Jett Wright.

INJURIES

We had no major injuries this year, thanks again to Carol Williams and her amazing work she does with the boys in rehab every night up till all hours seeing everyone that has a little niggle.

IN CONCLUSION

To the parents that came over for the games and the ones that didn't, thank you to you all. From the stories we heard every day you all seemed to have had a great time and your support throughout the tournament was great.
Thanks again.

Deanne Saupold
Under 16's Executive Officer

Game Results

Game date	Opposing team	Score	r-h-e	/	r-h-e	Inns	Overall	Under 18	Pitcher of record	Attend	Time
Jan 07, 2017	vs Country NSW	W <u>4-0</u>	4-9-3	/	0-4-1	9	1-0-0	1-0-0	None	0	2:43
Jan 08, 2017	vs Aust Capital Territ	W <u>13-0</u>	13-15-0	/	0-7-0	7	2-0-0	2-0-0	None	0	1:54
Jan 08, 2017	vs Queensland	W <u>8-1</u>	8-9-1	/	1-4-2	7	3-0-0	3-0-0	None	0	1:43
Jan 09, 2017	vs New South Wales	<u>3-8</u> L	3-11-0	/	8-8-0	9	3-1-0	3-1-0	None	0	3:10
Jan 10, 2017	vs Victoria Blue	W <u>3-1</u>	3-9-4	/	1-3-0	9	4-1-0	4-1-0	None	0	1:59
Jan 11, 2017	vs Victoria White	<u>1-5</u> L	1-8-2	/	5-8-4	9	4-2-0	4-2-0	None	0	2:31
Jan 12, 2017	vs South Australia	<u>11-13</u> L	11-13-1	/	13-10-1 (10)	4-3-0	4-3-0	None	0	3:20	
Jan 13, 2017	vs South Australia	W <u>17-1</u>	17-18-3	/	1-3-6	5	5-3-0	5-3-0	None	0	1:27
Jan 13, 2017	vs Country NSW	W <u>10-4</u>	10-15-1	/	4-8-3	7	6-3-0	6-3-0	None	0	2:10
Jan 14, 2017	vs New South Wales	<u>4-11</u> L	4-11-3	/	11-8-4	9	6-4-0	6-4-0	None	0	3:26
Jan 15, 2017	vs New South Wales	W <u>4-3</u>	4-9-1	/	3-5-4	9	7-4-0	7-4-0	None	0	2:25

() extra inning game

(All games Sorted by Earned run avg)

Player	era	w-l	app-gs	cg	sho	sv	ip	h	r	er	bb	so	2b	3b	hr	ab	b/avg	wp	hbp	bk	sfa	sha
John,David	0.90	0-0	2-2	1	0/1	0	10.0	8	1	1	0	3	0	0	0	37	.216	0	0	0	0	0
Riley,Jackson	1.64	0-0	3-3	0	0/1	0	11.0	9	2	2	5	11	1	0	0	41	.220	0	0	0	0	1
Pelkonen,Ralieggh	1.69	0-0	3-0	0	0/1	0	5.1	4	1	1	2	1	1	0	0	20	.200	0	0	0	0	0
Merton,Conor	2.08	0-0	4-2	0	0/0	0	8.2	4	3	2	5	6	2	0	0	28	.143	2	1	0	0	1
Nuttall,Ryan	2.25	0-0	4-0	0	0/1	0	8.0	3	2	2	4	4	1	0	0	28	.107	0	2	0	0	0
Brice,Frazer	2.40	0-0	3-2	0	0/0	0	15.0	7	4	4	1	11	1	1	0	52	.135	1	0	0	0	0
Swartz,Ryan	3.86	0-0	4-1	0	0/1	0	7.0	4	3	3	7	4	1	0	0	22	.182	3	0	0	0	0
Molloy,Brock	4.00	0-0	4-1	0	0/1	0	9.0	6	6	4	4	4	1	0	0	32	.188	0	2	0	0	0
Johnson,Alec	7.71	0-0	3-0	0	0/0	0	4.2	7	5	4	4	0	1	0	0	18	.389	1	0	0	1	1
WrightPihama,Tama	13.50	0-0	1-0	0	0/0	0	1.1	1	2	2	4	0	0	0	0	5	.200	2	0	0	0	0
Talbot,Mason	18.90	0-0	3-0	0	0/0	0	3.1	6	7	7	6	3	3	0	0	14	.429	0	1	1	1	0
Collier,Samuel	19.29	0-0	4-0	0	0/1	0	4.2	9	11	10	5	2	4	0	0	22	.409	1	1	0	0	0
Totals	4.30	0-0	11-11	1	2/2	0	88.0	68	47	42	47	49	16	1	0	319	.213	10	7	1	2	3
Opponents	6.37	0-0	11-11	0	0/0	0	89.0	127	78	63	36	52	24	5	0	389	.326	10	5	3	5	0

PB - Team (1), Hall,A 1, Opp (1). Pickoffs - Team (1), Collier,S 1, Opp (2). SBA/ATT - Hall,A (7-12), Greenham,J (10-11), Talbot,M (6-7), Swartz,R (3-4), Molloy,B (2-3), Brice,F (1-3), Pelkonen,R (2-2), Nuttall,R (0-1), Merton,C (1-1), Riley,J (1-1), Collier,S (1-1).

Overall Statistics

Under 16 record: 8-3

Player	avg	gp-gs	ab	r	h	2b	3b	hr	rbi	tb	slg%	bb	hbp	so	gdp	ob%	sf	sh	sb-att	po	a	e	fld%
Nicoletto,Cayden	.516	9-8	31	11	16	1	2	0	6	21	.677	0	0	2	1	.500	1	1	3-4	23	2	0	1.000
Perera,Evan	.476	7-6	21	5	10	2	0	0	4	12	.571	4	0	0	0	.560	0	1	4-4	10	10	0	1.000
Riley,Nicholas	.448	9-8	29	10	13	2	1	0	9	17	.586	2	0	2	2	.484	0	0	3-4	16	2	0	1.000
Walsh,Dylan	.412	10-8	17	10	7	3	0	0	7	10	.588	17	1	2	1	.714	0	0	2-2	21	8	4	.879
Martin,Matthew	.296	9-9	27	7	8	0	1	0	12	10	.370	3	0	6	0	.367	0	0	4-6	6	1	1	.875
Armstrong,Byron	.292	10-7	24	6	7	3	0	0	5	10	.417	5	0	2	1	.400	1	0	0-1	15	17	2	.941
Dowling,Carter	.250	8-7	20	7	5	2	1	0	2	9	.450	2	1	5	0	.348	0	0	4-4	4	1	0	1.000

Nicholas,Cody	.444	5-5	18	5	8	2	1	0	7	12	.667	1	0	2	1	.474	0	0	1-1	17	1	0	1.000
Holland,Zachary	.444	6-4	9	1	4	1	0	0	5	5	.556	1	0	0	0	.500	0	0	2-2	23	3	0	1.000
Bacon,Mitchell	.375	6-3	8	4	3	0	0	0	2	3	.375	3	0	0	0	.545	0	0	1-1	1	6	4	.636
HopkinsTreloar,Dylan	.333	6-4	12	3	4	0	0	0	1	4	.333	3	0	2	0	.467	0	0	1-1	2	8	4	.714
Eissens,Calvin	.300	5-3	10	1	3	1	0	0	3	4	.400	2	0	1	0	.417	0	0	1-1	1	1	0	1.000
Paull,Josh	.250	5-4	12	4	3	0	0	0	2	3	.250	5	0	1	0	.471	0	0	1-1	7	4	1	.917
Carter,Daniel	.235	8-5	17	6	4	2	1	0	6	8	.471	2	1	3	1	.333	1	0	2-2	10	1	2	.846
Cornish,Scott	.231	7-7	13	4	3	0	0	0	0	3	.231	5	0	3	0	.444	0	0	1-1	5	6	5	.688
Binder,Broadee	.214	5-4	14	2	3	1	0	0	3	4	.286	2	1	3	0	.353	0	0	1-1	18	2	2	.909
Monaghan,Blake	.167	8-3	6	3	1	1	0	0	1	2	.333	0	1	0	0	.286	0	1	0-0	3	7	2	.833
Johnson,Callum	.143	6-5	7	2	1	0	0	0	1	1	.143	3	0	0	0	.400	0	1	1-1	10	12	4	.846
Scofield,Mitchell	.100	7-4	10	2	1	0	0	0	1	1	.100	4	0	2	0	.333	1	0	1-1	4	1	0	1.000
Waite,Lachlan	.091	7-6	11	0	1	0	0	0	0	1	.091	1	0	2	1	.167	0	0	0-0	23	5	0	1.000
Totals	.332	11-11	316	93	105	21	7	0	77	140	.443	65	5	38	8	.449	4	4	33-38	219	98	31	.911
Opponents	.274	11-11	303	66	83	12	2	0	44	99	.327	34	11	33	3	.366	2	3	18-22	213	103	27	.921

LOB - Team (88), Opp (69). DPs turned - Team (4), Opp (9). CI - Team (1), Binder,B 1. IBB - Team (0), Opp (1). Picked off - Walsh,D 1, Martin,M 1, HopkinsTrlr,D 1.

(All games Sorted by Fielding pct)

Player	c	po	a	e	fld%	dp	sba	csb	sba%	pb	ci
Taylor,Jake	77	74	3	0	1.000	9	0	0	---	0	0
John,David	36	31	5	0	1.000	3	0	0	---	0	0
Greenham,Joshua	18	17	1	0	1.000	0	10	1	.909	0	0
Kerry,Grant	18	15	3	0	1.000	0	0	0	---	0	0
WrightPihama,Tama	14	14	0	0	1.000	0	0	0	---	0	0
Riley,Jackson	6	2	4	0	1.000	0	1	0	1.000	0	0
Molloy,Brock	4	2	2	0	1.000	1	2	1	.667	0	0
Collier,Samuel	4	2	2	0	1.000	0	1	0	1.000	0	0
Talbot,Mason	3	0	3	0	1.000	0	6	1	.857	0	0
Johnson,Alec	3	2	1	0	1.000	0	0	0	---	0	0
Brice,Frazer	2	1	1	0	1.000	0	1	2	.333	0	0
Nuttall,Ryan	1	0	1	0	1.000	0	0	1	.000	0	0
Summers,Dawson	67	28	38	1	.985	10	0	0	---	0	0
Hall,Alex	53	43	9	1	.981	1	7	5	.583	1	0
Beches,Joel	17	13	2	2	.882	0	0	0	---	0	0
Williams,Jess	47	10	30	7	.851	7	0	0	---	0	0
Wright,Jett	38	8	24	6	.842	4	0	0	---	0	0
Merton,Conor	6	1	4	1	.833	0	1	0	1.000	0	0
Pelkonen,Ralleggh	3	1	1	1	.667	0	2	0	1.000	0	0
Swartz,Ryan	0	0	0	0	.000	0	3	1	.750	0	0
Totals	417	264	134	19	.954	13	17	6	.739	1	0
Opponents	409	267	117	25	.939	4	13	6	.684	1	0

Baseball WA Ltd

**BASEBALL WA
AWARD WINNERS**





Annual Report - Baseball WA Ltd

SL PREMIERSHIP HISTORY

1936	West	1970-71	Perth	2002-03	Wanneroo
1937	West	1971-72	Wembley	2003-04	South Perth
1938	Press	1972-73	Wembley	2004-05	South Perth
1939	West	1973-74	East Fremantle	2005-06	Perth
1940	Press	1974-75	Eagles	2006-07	Swan Districts
1941	Press	1975-76	Perth	2007-08	Swan Districts
1942-45	Recess	1976-77	Victoria Park	2008-09	Wanneroo
1946	Victoria Park	1977-78	Wembley	2009-10	Morley Eagles
1947	South Perth	1978-79	Victoria Park	2010-11	Wanneroo
1948	South Perth	1979-80	Wembley	2011-12	South Perth
1949	Perth	1980-81	Victoria Park	2012-13	South Perth
1950	Perth	1981-82	Victoria Park	2013-14	Braves
1951	South Perth	1982-83	Perth	2014-15	Braves
1952	South Perth	1983-84	Perth	2015-16	Wanneroo
1953	Swan Districts	1984-85	Victoria Park	2016-17	Braves
1954	Swan Districts	1985-86	Morley		
1955	Swan Districts	1986-87	Cockburn		
1956	Swan Districts	1987-88	Melville		
1957	Swan Districts	1988-89	Melville		
1958	Swan Districts	1989-90	West Stirling		
1959	Swan Districts	1990-91	Morley		
1960	Perth	1991-92	Morley		
1961	Perth	1992-93	Wembley		
1962	Swan Districts	1993-94	Perth		
1963	Swan Districts	1994-95	Perth		
1963-64	West Perth	1995-96	Perth		
1964-65	Victoria Park	1996-97	Perth		
1965-66	Perth	1997-98	Wanneroo		
1966-67	South Perth	1998-99	Wanneroo		
1967-68	Perth	1999-2000	South Perth		
1968-69	Perth	2000-01	South Perth		
1969-70	West Perth	2001-02	South Perth		



Annual Report - Baseball WA Ltd

SL FAIREST & BEST

The Neville Pratt Medal

Previously the "Presidents' Medal" 1952-2000 & Incorporating the James Garfield Crawford Memorial Award (1984-85 onwards)

1952	Jim Dore, South Perth	1985-86	Graham Ward, Swan Districts
1953 & 54	Doug Stewart, Wembley	1986-87	Ray Michell, Wembley
1955	Don Callanan, West Perth	1987-88	Dave Rusin, Melville
1956	Kevin Parry, Northern Suburbs	1988-89	Dave Rusin, Melville
1957	Kaye Greenham, Swan Districts	1989-90	Brett List, Perth
1958	Bob Meloncelli, Victoria Park	1990-91	Kevin Driscoll, Morley
1959	Norm Macey Jnr, West Perth	1991-92	Dave Rusin, Melville
1960	Bob Meloncelli, VicPark & Brian Wren, West Perth	1992-93	John Greenleaf, Wemb & Steve Johnson, W Stirling
1961	Neville Pratt, Nedlands	1993-94	Dave Rusin, Melville
1962	Eddie Hayes & Denis Adams, Victoria Park	1994-95	Dave Rusin, South Perth
1963	Mel O'Hern, Swan Districts	1995-96	Jeff Wishart, Wembley
1963-64	Graeme Menner, South Perth	1996-97	Brad Williamson, Morley
1964-65	Ron Thornton, West Perth	1997-98	Kevin Hooker, Wanneroo
1965-66	Graeme Menner, South Perth	1998-99	Kevin Hooker, Wanneroo
1966-67	Mel O'Hern, Swan Districts		
1967-68	Bob Meloncelli, Victoria Park	BASEBALL WA LTD	
1968-69	Mel O'Hern, Swan Districts	1999-00	Mike Boire, Wanneroo
1969-70	Mel O'Hern, Swan Districts	2000-01	Gavin Edmondson, West Stirling
1970-71	Alan Cunningham, SPPerth & Sid Thompson, Wemb	2001-02	Michael Moyle, Perth
1971-72	Bob Harris, Swan Districts	2002-03	Steve Fish, Wanneroo
1972-73	Sid Thompson, Wembley	2003-04	Brad Thomas, Wanneroo
1973-74	Sid Thompson, Wembley	2004-05	Matthew Brendon, Perth
1974-75	Ray Del Carlo, University	2005-06	Ryan Schurman, Gosnells
1975-76	Kerry Wither, Swan Districts	2006-07	Brendon Thomas, Morley
1976-77	Neil Page, University	2007-08	Steve Fish, Wanneroo
1977-78	Mark Stipetich, Vic Park & Ray Michell, Wembley	2008-09	Brad Reeves, Morley & Kevin Roovers, Gosnells
1978-79	Mark Stipetich, Victoria Park	2009-10	Brad Thomas, Wanneroo
1979-80	Mark Stipetich, Victoria Park	2010-11	Graeme Scorer, Melville
1980-81	Ray Michell, Perth	2011-12	Dylan Jones, Morley
1981-82	Graham Ward, Swan Districts	2012-13	Matthew Erickson, Wembley
1982-83	Dave Rusin, Fremantle	2013-14	Michael McIver, Wembley
1983-84	Mike Burgermeister, Kelmscott	2014-15	Ryan Bollinger, Braves
1984-85	Doug Mateljan, Swan Districts	2015-16	Jordan Dyer, Braves
		2016-17	Matthew Kennelly

State League Awards

AWARD	WINNER	CLUB
Kerry Lehane Golden Glove	Cam Russ	West Stirling Indians
Rod Byrne Stolen Bases	Aaron Bonomi	Morley Eagles
Runs Scored	Max Wheeler	South Perth Cubs
Fred & Norma Rae Slugging AVG	Nick Ruppert	South Perth Cubs
Peter Soloman Runs Batted In	Brandon Dale	Morley Eagles
BILL SInclair Home Runs	Nick Ruppert	South Perth Cubs
Team Spencer Pitcher Most Wins	Simon Fisch	West Stirling Indians
New Start Mortgage Group Earned Run AVG	Justin D'Alessandro	West Stirling Indians
Fireman's Award	Travis Murphy	West Stirling Indians
Don Callanan Award, Inc Keith Long Memorial Batting AVG	Jack Smalpage	Vic Park/Belmont Reds
A & N Car Factory Champion Club	Wanneroo Giants	
WA Umpires Best Under 21 Player	Ulrich Bojarski	Carine Cats

State League All-Star Team

Catcher	Ben Stanbury, South Perth Cubs
First Base	Jack Smalpage, Vic Park/Belmont Reds
Second Base	Aaron Bonomi, Morley Eagles
Third Base	Reed LaValice, Braves Baseball Club
Short Stop	Jalen McGee, West Stirling Indians
Left Field	Brandon Dale, Morley Eagles
Center Field	Max Wheeler, South Perth Cubs
Right Field	Nick Ruppert, South Perth Cubs
Designated Hitter	Robin Adamson, Gosnells Hawks
RH Starting Pitcher	Matthew Kennelly, Braves Baseball Club
LH Starting Pitcher	Ryan Davis, Swan Districts Swans
Relief Pitcher	Guilliam Dupont-Duguay, Wembley Magpies
Manager	Andrew Kyle, Wanneroo Baseball Club

MVP

GRADE	WINNER	CLUB
Women	Kristy Searle	Kalamunda Rangers
	Lisa Adamson	Vic Park/Belmont Reds
	Emily Watson	Willetton Wildcats
F Grade	Jon Mortimer	Perth Baseball Club
	Jaime Waters	Morley Eagles
	Andrew Jones	Kalamunda Rangers
D Grade	Peter Cooper	Wanneroo Giants
	Matthew Carruthers	Willetton Wildcats
	Michael Jiggins	Willetton Wildcats
C Grade	Cody Crisp	Wanneroo Giants
	Daniel Andrews	Gosnells Hawks
	Daniel Cooper	Wanneroo Giants
B Grade	Luke Reynolds	Vic Park/Belmont Reds
	David Dunsire	Vic Park/Belmont Reds
	Elliot Clark	Balcatta Bears
A Grade	Gerard Prosper	Wanneroo Giants
	Aaron Home	Wanneroo Giants
	Toby Brokas	Vic Park/Belmont Reds
AA Grade	Brody Clarkson	Kalamunda Rangers
	Andrew Schenk	Peel Mariners
	Sean Duxbury	Willetton Wildcats
AAA Grade	Jarrod Henderson	West Stirling Indians
	Ben MacPherson	West Stirling Indians
	Nathan Davis	Braves Baseball Club

Batting Average Awards

GRADE	AVERAGE	WINNER	CLUB
Women	667	Caitlyn Gordon	Vic Park/Belmont
F Grade	635	Jon Mortimer	Perth Baseball Club
E Grade	644	Pieter Styen	Rockingham Rams
D Grade	667	Peter Cooper	Wanneroo Giants Orange
C Grade	561	Cody Crisp	Wanneroo Giants Black
B Grade	558	David Dunsire	Vic Park/Belmont Reds
A Grade	672	Gerard Prosper	Wanneroo Giants
AA Grade	558	Brody Clarkson	Kalamunda Rangers
AAA Grade	407	Travis Erdmann	Wanneroo Giants

President's Medal

NAME	CLUB	VOTES
Matthew Kennelly	Braves Baseball Club	37
Nick Ruppert	South Perth Cubs	36
Brandon Dale	Morley Eagles	33
Justin D'Alessandro	West Stirling Indians	26
Robin Adamson	Gosnells Hawks	22
Jack Smalpage	Victoria Park/Belmont Reds	15
Aaron Bonomi	Morley Eagles	13
Scott Barr	Gosnells Hawks	11
MacLain Wilson	South Perth Cubs	7
Jalen McGee	West Stirling Indians	6

Perth Heat Awards

Most Valuable Player	Tim Kennelly
Batting AVG	Tim Kennelly
Rookie of the Year	Ulrich Bojarski
Pitcher	Lex Rutledge
Fan Favourite	Benn Grice



Annual Report - Baseball WA Ltd

SL 2016-17 STATISTICS

Team	avg	G	ab	r	h	2b	3b	hr	rbi	tb	slg%	bb	hbp	so	gdp	ob%	sf	sh	sb-att	po	a	e	fld%
Braves Baseball Club	.330	27	906	200	299	71	1	19	165	429	.474	129	11	111	1	.415	12	8	35-45	666	278	40	.959
Morley Eagles	.292	27	852	160	249	43	12	17	144	367	.431	103	26	134	1	.380	13	9	62-66	655	276	35	.964
West Stirling Indian	.290	27	866	137	251	50	7	8	127	339	.391	90	21	141	1	.367	10	5	46-56	660	265	27	.972
Vic Park/Belmont Red	.261	27	870	136	227	44	2	21	109	338	.389	96	20	218	2	.345	8	15	47-62	677	227	35	.963
South Perth Cubs	.259	27	853	183	221	51	5	13	148	321	.376	154	26	195	11	.386	7	5	32-44	645	249	36	.961
Wanneroo Giants	.256	27	871	156	223	46	6	16	135	329	.378	100	17	202	1	.342	6	7	43-49	673	296	45	.956
Gosnells Hawks	.248	27	830	129	206	39	3	5	103	266	.320	145	10	163	1	.364	7	9	22-31	647	281	37	.962
Swan Districts	.229	27	863	107	198	30	3	4	90	246	.285	105	21	182	1	.325	9	13	39-45	677	257	45	.954
Perth Baseball Club	.228	26	807	105	184	35	1	9	87	248	.307	94	38	180	1	.333	9	12	28-37	633	260	44	.953
Wembley Magpies	.226	26	802	111	181	36	1	11	100	252	.314	115	24	233	1	.338	6	7	31-38	627	268	47	.950
Carine Cats	.217	27	823	108	179	29	2	8	84	236	.287	125	14	205	1	.330	2	14	48-60	646	250	53	.944
Rockingham Rams	.206	27	810	71	167	21	3	5	63	209	.258	92	8	217	1	.291	7	7	24-31	645	278	47	.952
Totals	.255	322	10153	1603	2585	495	46	136	1355	3580	.353	1348	236	2181	23	.352	96	111	457-564	7851	3185	491	.957

CI - Braves 2, Cats 1, Hawks 1, Cubs 1.

(All games Sorted by Earned run avg)

Team	era	w-l	g	cg	sho	sv	ip	h	r	er	bb	so	2b	3b	hr	ab	b/avg	wp	hbp	bk	sfa	sha
West Stirling Indian	2.36	19-8	27	1	4/5	8	221.0	155	70	58	106	198	32	1	9	796	.195	26	19	0	3	10
Braves Baseball Club	2.49	21-4	27	5	6/3	8	224.0	183	83	62	55	205	37	1	4	825	.222	20	13	0	7	11
Wanneroo Giants	2.77	19-8	27	3	7/6	5	224.1	188	94	69	82	181	40	2	5	835	.225	23	12	0	3	12
Morley Eagles	3.80	18-8	27	4	1/0	2	217.2	204	114	92	118	189	38	2	8	855	.239	21	18	2	4	6
Vic Park/Belmont Red	3.99	13-14	27	14	2/0	0	225.1	207	119	100	116	171	41	5	20	866	.239	19	15	0	4	5
South Perth Cubs	4.04	15-11	27	3	6/4	4	216.0	216	111	97	83	179	34	2	11	917	.236	17	16	0	7	5
Gosnells Hawks	4.57	15-11	27	7	1/0	4	212.2	232	135	108	97	191	35	6	15	860	.270	20	19	1	8	8
Wembley Magpies	5.21	13-12	26	3	2/1	4	209.0	221	149	121	96	163	45	5	16	869	.254	32	18	3	6	9
Rockingham Rams	5.40	5-22	27	7	1/0	1	215.0	232	168	129	93	171	52	3	8	879	.264	49	39	1	9	11
Perth Baseball Club	5.84	6-19	26	0	0/0	2	211.0	233	175	137	149	159	35	2	14	835	.279	36	21	3	9	12
Carine Cats	6.10	6-21	27	2	2/1	2	217.0	232	182	147	167	169	56	10	16	913	.254	56	32	4	10	4
Swan Districts	6.67	7-19	27	2	1/0	1	226.2	264	202	168	169	175	57	8	8	928	.284	40	23	3	9	8
Totals	4.42	157-157	322	51	33/17	41	2619.2	2567	1602	1288	1331	2151	502	47	134	10378	.247	359	245	17	79	101

(All games Sorted by Fielding pct)

Team	c	po	a	e	fld%	dp	sba	csb	sba%	pb	cl
West Stirling Indian	952	660	265	27	.972	0	36	5	.878	0	0
Morley Eagles	966	655	276	35	.964	0	29	7	.806	0	0
Vic Park/Belmont Red	939	677	227	35	.963	0	30	15	.667	0	0
Gosnells Hawks	965	647	281	37	.962	0	34	9	.791	0	1
South Perth Cubs	930	645	249	36	.961	0	29	7	.806	0	1
Braves Baseball Club	984	666	278	40	.959	0	24	7	.774	0	2
Wanneroo Giants	1014	673	296	45	.956	0	17	12	.586	0	0
Swan Districts	979	677	257	45	.954	0	62	11	.849	0	0
Perth Baseball Club	937	633	260	44	.953	0	54	17	.761	0	0
Rockingham Rams	970	645	278	47	.952	0	57	4	.934	0	0
Wembley Magpies	942	627	268	47	.950	0	42	4	.913	0	0
Carine Cats	949	646	250	53	.944	0	43	9	.827	0	1
Totals	11527	7851	3185	491	.957	0	457	107	.810	0	5

Batting avg		Slugging pct		On base pct	
1. Braves Baseball Club	.330	1. Braves Baseball Club	.474	1. Braves Baseball Club	.415
2. Morley Eagles	.292	2. Morley Eagles	.431	2. South Perth Cubs	.386
3. West Stirling Indian	.290	3. West Stirling Indian	.391	3. Morley Eagles	.380
4. Vic Park/Belmont Red	.261	4. Vic Park/Belmont Red	.389	4. West Stirling Indian	.367
5. South Perth Cubs	.259	5. Wanneroo Giants	.378	5. Gosnells Hawks	.364
6. Wanneroo Giants	.256	6. South Perth Cubs	.376	6. Vic Park/Belmont Red	.345
7. Gosnells Hawks	.248	7. Gosnells Hawks	.320	7. Wanneroo Giants	.342
8. Swan Districts	.229	8. Wembley Magpies	.314	8. Wembley Magpies	.338
9. Perth Baseball Club	.228	9. Perth Baseball Club	.307	9. Perth Baseball Club	.333
10. Wembley Magpies	.226	10. Carine Cats	.287	10. Carine Cats	.330
Runs scored		Hits		Runs batted In	
1. Braves Baseball Club	200	1. Braves Baseball Club	299	1. Braves Baseball Club	165
2. South Perth Cubs	183	2. West Stirling Indian	251	2. South Perth Cubs	148
3. Morley Eagles	160	3. Morley Eagles	249	3. Morley Eagles	144
4. Wanneroo Giants	156	4. Vic Park/Belmont Red	227	4. Wanneroo Giants	135
5. West Stirling Indian	137	5. Wanneroo Giants	223	5. West Stirling Indian	127
6. Vic Park/Belmont Red	136	6. South Perth Cubs	221	6. Vic Park/Belmont Red	109
7. Gosnells Hawks	129	7. Gosnells Hawks	206	7. Gosnells Hawks	103
8. Wembley Magpies	111	8. Swan Districts	198	8. Wembley Magpies	100
9. Carine Cats	108	9. Perth Baseball Club	184	9. Swan Districts	90
10. Swan Districts	107	10. Wembley Magpies	181	10. Perth Baseball Club	87
Doubles		Triples		Home runs	
1. Braves Baseball Club	71	1. Morley Eagles	12	1. Vic Park/Belmont Red	21
2. South Perth Cubs	51	2. West Stirling Indian	7	2. Braves Baseball Club	19
3. West Stirling Indian	50	3. Wanneroo Giants	6	3. Morley Eagles	17
4. Wanneroo Giants	46	4. South Perth Cubs	5	4. Wanneroo Giants	16
5. Vic Park/Belmont Red	44	5. Gosnells Hawks	3	5. South Perth Cubs	13
6. Morley Eagles	43	Swan Districts	3	6. Wembley Magpies	11
7. Gosnells Hawks	39	Rockingham Rams	3	7. Perth Baseball Club	9
8. Wembley Magpies	36	8. Vic Park/Belmont Red	2	8. West Stirling Indian	8
9. Perth Baseball Club	35	Carine Cats	2	Carine Cats	8
10. Swan Districts	30	10. 3 tied at ...	1	10. 2 tied at ...	5
Total bases		Total plate appearances		At bats	
1. Braves Baseball Club	429	1. Braves Baseball Club	1066	1. Braves Baseball Club	906
2. Morley Eagles	367	2. South Perth Cubs	1045	2. Wanneroo Giants	871
3. West Stirling Indian	339	3. Swan Districts	1011	3. Vic Park/Belmont Red	870
4. Vic Park/Belmont Red	338	4. Vic Park/Belmont Red	1009	4. West Stirling Indian	866
5. Wanneroo Giants	329	5. Morley Eagles	1003	5. Swan Districts	863
6. South Perth Cubs	321	6. Wanneroo Giants	1001	6. South Perth Cubs	853
7. Gosnells Hawks	266	Gosnells Hawks	1001	7. Morley Eagles	852
8. Wembley Magpies	252	8. West Stirling Indian	992	8. Gosnells Hawks	830
9. Perth Baseball Club	248	9. Carine Cats	978	9. Carine Cats	823
10. Swan Districts	246	10. Perth Baseball Club	960	10. Rockingham Rams	810

Walks

1. South Perth Cubs	154
2. Gosnells Hawks	145
3. Braves Baseball Club	129
4. Carine Cats	125
5. Wembley Magpies	115
6. Swan Districts	105
7. Morley Eagles	103
8. Wanneroo Giants	100
9. Vic Park/Belmont Red	96
10. Perth Baseball Club	94

Sac bunts

1. Vic Park/Belmont Red	15
2. Carine Cats	14
3. Swan Districts	13
4. Perth Baseball Club	12
5. Morley Eagles	9
Gosnells Hawks	9
7. Braves Baseball Club	8
8. Rockingham Rams	7
Wanneroo Giants	7
Wembley Magpies	7

Caught stealing

1. Vic Park/Belmont Red	15
2. South Perth Cubs	12
Carine Cats	12
4. West Stirling Indian	10
Braves Baseball Club	10
6. Perth Baseball Club	9
Gosnells Hawks	9
8. Rockingham Rams	7
Wembley Magpies	7
10. 2 tied at ...	6

Hit by pitch

1. Perth Baseball Club	38
2. Morley Eagles	26
South Perth Cubs	26
4. Wembley Magpies	24
5. Swan Districts	21
West Stirling Indian	21
7. Vic Park/Belmont Red	20
8. Wanneroo Giants	17
9. Carine Cats	14
10. Braves Baseball Club	11

Sac flies

1. Morley Eagles	13
2. Braves Baseball Club	12
3. West Stirling Indian	10
4. Perth Baseball Club	9
Swan Districts	9
6. Vic Park/Belmont Red	8
7. Gosnells Hawks	7
Rockingham Rams	7
South Perth Cubs	7
10. 2 tied at ...	6

Steal attempts

1. Morley Eagles	66
2. Vic Park/Belmont Red	62
3. Carine Cats	60
4. West Stirling Indian	56
5. Wanneroo Giants	49
6. Swan Districts	45
Braves Baseball Club	45
8. South Perth Cubs	44
9. Wembley Magpies	38
10. Perth Baseball Club	37

Strikeouts

1. Wembley Magpies	233
2. Vic Park/Belmont Red	218
3. Rockingham Rams	217
4. Carine Cats	205
5. Wanneroo Giants	202
6. South Perth Cubs	195
7. Swan Districts	182
8. Perth Baseball Club	180
9. Gosnells Hawks	163
10. West Stirling Indian	141

Stolen bases

1. Morley Eagles	62
2. Carine Cats	48
3. Vic Park/Belmont Red	47
4. West Stirling Indian	46
5. Wanneroo Giants	43
6. Swan Districts	39
7. Braves Baseball Club	35
8. South Perth Cubs	32
9. Wembley Magpies	31
10. Perth Baseball Club	28

Grounded into DP

1. South Perth Cubs	11
2. Vic Park/Belmont Red	2
3. 10 tied at ...	1

Earned run avg		Opposing bat avg		Innings pitched	
1. West Stirling Indian	2.36	1. West Stirling Indian	.195	1. Swan Districts	226.2
2. Braves Baseball Club	2.49	2. Braves Baseball Club	.222	2. Vic Park/Belmont Red	225.1
3. Wanneroo Giants	2.77	3. Wanneroo Giants	.225	3. Wanneroo Giants	224.1
4. Morley Eagles	3.80	4. South Perth Cubs	.236	4. Braves Baseball Club	224.0
5. Vic Park/Belmont Red	3.99	5. Morley Eagles	.239	5. West Stirling Indian	221.0
6. South Perth Cubs	4.04	6. Vic Park/Belmont Red	.239	6. Morley Eagles	217.2
7. Gosnells Hawks	4.57	7. Carine Cats	.254	7. Carine Cats	217.0
8. Wembley Magpies	5.21	8. Wembley Magpies	.254	8. South Perth Cubs	216.0
9. Rockingham Rams	5.40	9. Rockingham Rams	.264	9. Rockingham Rams	215.0
10. Perth Baseball Club	5.84	10. Gosnells Hawks	.270	10. Gosnells Hawks	212.2
Batters struck out		Batters SO out looking		Wins	
1. Braves Baseball Club	205	None		1. Braves Baseball Club	21
2. West Stirling Indian	198			2. West Stirling Indian	19
3. Gosnells Hawks	191			Wanneroo Giants	19
4. Morley Eagles	189			4. Morley Eagles	18
5. Wanneroo Giants	181			5. Gosnells Hawks	15
6. South Perth Cubs	179			South Perth Cubs	15
7. Swan Districts	175			7. Wembley Magpies	13
8. Vic Park/Belmont Red	171			Vic Park/Belmont Red	13
Rockingham Rams	171			9. Swan Districts	7
10. Carine Cats	169			10. 2 tied at ...	6
Losses		Saves		Runners picked off	
1. Rockingham Rams	22	1. West Stirling Indian	8	None	
2. Carine Cats	21	Braves Baseball Club	8		
3. Swan Districts	19	3. Wanneroo Giants	5		
Perth Baseball Club	19	4. Wembley Magpies	4		
5. Vic Park/Belmont Red	14	South Perth Cubs	4		
6. Wembley Magpies	12	Gosnells Hawks	4		
7. Gosnells Hawks	11	7. Morley Eagles	2		
South Perth Cubs	11	Carine Cats	2		
9. 3 tied at ...	8	Perth Baseball Club	2		
		10. 2 tied at ...	1		
Sac bunts allowed		Sac flies allowed		Hits allowed	
1. Perth Baseball Club	12	1. Carine Cats	10	1. West Stirling Indian	155
Wanneroo Giants	12	2. Swan Districts	9	2. Braves Baseball Club	183
3. Braves Baseball Club	11	Rockingham Rams	9	3. Wanneroo Giants	188
Rockingham Rams	11	Perth Baseball Club	9	4. Morley Eagles	204
5. West Stirling Indian	10	5. Gosnells Hawks	8	5. Vic Park/Belmont Red	207
6. Wembley Magpies	9	6. Braves Baseball Club	7	6. South Perth Cubs	216
7. Gosnells Hawks	8	South Perth Cubs	7	7. Wembley Magpies	221
Swan Districts	8	8. Wembley Magpies	6	8. Carine Cats	232
9. Morley Eagles	6	9. Vic Park/Belmont Red	4	Rockingham Rams	232
10. 2 tied at ...	5	Morley Eagles	4	Gosnells Hawks	232

Runs allowed		Earned runs allowed		Walks allowed	
1. West Stirling Indian	70	1. West Stirling Indian	58	1. Braves Baseball Club	55
2. Braves Baseball Club	83	2. Braves Baseball Club	62	2. Wanneroo Giants	82
3. Wanneroo Giants	94	3. Wanneroo Giants	69	3. South Perth Cubs	83
4. South Perth Cubs	111	4. Morley Eagles	92	4. Rockingham Rams	93
5. Morley Eagles	114	5. South Perth Cubs	97	5. Wembley Magpies	96
6. Vic Park/Belmont Red	119	6. Vic Park/Belmont Red	100	6. Gosnells Hawks	97
7. Gosnells Hawks	135	7. Gosnells Hawks	108	7. West Stirling Indian	106
8. Wembley Magpies	149	8. Wembley Magpies	121	8. Vic Park/Belmont Red	116
9. Rockingham Rams	168	9. Rockingham Rams	129	9. Morley Eagles	118
10. Perth Baseball Club	175	10. Perth Baseball Club	137	10. Perth Baseball Club	149
Doubles allowed		Triples allowed		Home runs allowed	
1. West Stirling Indian	32	1. West Stirling Indian	1	1. Braves Baseball Club	4
2. South Perth Cubs	34	Braves Baseball Club	1	2. Wanneroo Giants	5
3. Perth Baseball Club	35	3. Perth Baseball Club	2	3. Rockingham Rams	8
Gosnells Hawks	35	Morley Eagles	2	Morley Eagles	8
5. Braves Baseball Club	37	South Perth Cubs	2	Swan Districts	8
6. Morley Eagles	38	Wanneroo Giants	2	6. West Stirling Indian	9
7. Wanneroo Giants	40	7. Rockingham Rams	3	7. South Perth Cubs	11
8. Vic Park/Belmont Red	41	8. Vic Park/Belmont Red	5	8. Perth Baseball Club	14
9. Wembley Magpies	45	Wembley Magpies	5	9. Gosnells Hawks	15
10. Rockingham Rams	52	10. Gosnells Hawks	6	10. 2 tied at ...	16
Wild pitches		Balks		Hit batters	
1. Carine Cats	56	1. Carine Cats	4	1. Rockingham Rams	39
2. Rockingham Rams	49	2. Perth Baseball Club	3	2. Carine Cats	32
3. Swan Districts	40	Swan Districts	3	3. Swan Districts	23
4. Perth Baseball Club	36	Wembley Magpies	3	4. Perth Baseball Club	21
5. Wembley Magpies	32	5. Morley Eagles	2	5. West Stirling Indian	19
6. West Stirling Indian	26	6. Rockingham Rams	1	Gosnells Hawks	19
7. Wanneroo Giants	23	Gosnells Hawks	1	7. Wembley Magpies	18
8. Morley Eagles	21			Morley Eagles	18
9. Braves Baseball Club	20			9. South Perth Cubs	16
Gosnells Hawks	20			10. Vic Park/Belmont Red	15
Intentional BB allowed					
1. Swan Districts	190				
2. Perth Baseball Club	182				
3. Gosnells Hawks	176				
4. South Perth Cubs	171				
5. Rockingham Rams	164				
6. Wembley Magpies	155				
7. Carine Cats	151				
8. Morley Eagles	148				
9. Vic Park/Belmont Red	139				
10. 2 tied at ...	138				

Fielding pct		Chances		Putouts	
1. West Stirling Indian	.972	1. Wanneroo Giants	1014	1. Vic Park/Belmont Red	677
2. Morley Eagles	.964	2. Braves Baseball Club	984	Swan Districts	677
3. Vic Park/Belmont Red	.963	3. Swan Districts	979	3. Wanneroo Giants	673
4. Gosnells Hawks	.962	4. Rockingham Rams	970	4. Braves Baseball Club	666
5. South Perth Cubs	.961	5. Morley Eagles	966	5. West Stirling Indian	660
6. Braves Baseball Club	.959	6. Gosnells Hawks	965	6. Morley Eagles	655
7. Wanneroo Giants	.956	7. West Stirling Indian	952	7. Gosnells Hawks	647
8. Swan Districts	.954	8. Carine Cats	949	8. Carine Cats	646
9. Perth Baseball Club	.953	9. Wembley Magpies	942	9. Rockingham Rams	645
10. Rockingham Rams	.952	10. Vic Park/Belmont Red	939	South Perth Cubs	645
Assists		Errors		Fielding double plays	
1. Wanneroo Giants	296	1. Carine Cats	53	None	
2. Gosnells Hawks	281	2. Rockingham Rams	47		
3. Braves Baseball Club	278	Wembley Magpies	47		
Rockingham Rams	278	4. Swan Districts	45		
5. Morley Eagles	276	Wanneroo Giants	45		
6. Wembley Magpies	268	6. Perth Baseball Club	44		
7. West Stirling Indian	265	7. Braves Baseball Club	40		
8. Perth Baseball Club	260	8. Gosnells Hawks	37		
9. Swan Districts	257	9. South Perth Cubs	36		
10. Carine Cats	250	10. 2 tied at ...	35		
Stolen bases against		Caught stealing by		Steal attempts against	
1. Swan Districts	62	1. Perth Baseball Club	17	1. Swan Districts	73
2. Rockingham Rams	57	2. Vic Park/Belmont Red	15	2. Perth Baseball Club	71
3. Perth Baseball Club	54	3. Wanneroo Giants	12	3. Rockingham Rams	61
4. Carine Cats	43	4. Swan Districts	11	4. Carine Cats	52
5. Wembley Magpies	42	5. Gosnells Hawks	9	5. Wembley Magpies	46
6. West Stirling Indian	36	Carine Cats	9	6. Vic Park/Belmont Red	45
7. Gosnells Hawks	34	7. South Perth Cubs	7	7. Gosnells Hawks	43
8. Vic Park/Belmont Red	30	Braves Baseball Club	7	8. West Stirling Indian	41
9. Morley Eagles	29	Morley Eagles	7	9. South Perth Cubs	36
South Perth Cubs	29	10. West Stirling Indian	5	Morley Eagles	36
Passed balls		Catchers Interference			
None		1. Braves Baseball Club	2		
		2. Gosnells Hawks	1		
		South Perth Cubs	1		
		Carine Cats	1		

Baseball WA Ltd

FINANCIAL REPORT

For the year ended 30 June 2017

all WA LTD • ABN 21 522 890 770

Liability limited by a scheme approved under Professional Standards Legislation



**BASEBALL WA LIMITED
A.B.N. 21 522 890 770**

**FINANCIAL REPORT
FOR THE YEAR ENDED
30 JUNE 2017**

**Liability limited by a scheme approved under
Professional Standards Legislation**

BASEBALL WA LIMITED
A.B.N. 21 522 890 770

CONTENTS

Directors' Report	1
Auditor's Independence Declaration	3
Statement of Profit or Loss And Other Comprehensive Income	4
Statement of Financial Position	5
Statement of Changes in Equity	6
Statement of Cashflows	7
Notes to the Financial Statements	8
Directors' Declaration	20
Auditor's Report	21

BASEBALL WA LIMITED
A.B.N. 21 522 890 770

DIRECTORS' REPORT

The directors present their report on the company for the financial year ended 30 June 2017.

Information on Directors

The names of each person who has been a director during the year and to the date of this report are:

Mr Stephen Henry Byrne
Mr Shane Tonkin
Mr Michael Peter Andruszkiw
Mr Gary John Arnell
Mr Anthony Mark Beyer
Mr Phillip James Gregson
Ms Robbie Murphy

Directors have been in office since the start of the financial year to the date of this report unless otherwise stated.

Operating Results

The profit of the company amounted to \$1,585,285.

Significant Changes in the State of Affairs

There have been no significant changes in the state of affairs of the Company during the year.

Principal Activities

The principal activities of the association during the financial year were Promotion of baseball activities..

No significant changes in the nature of the association's activity occurred during the financial year.

Events After the Reporting Date

No matters or circumstances have arisen since the end of the financial year which significantly affected or may significantly affect the operations of the association, the results of those operations, or the state of affairs of the association in future financial years.

Environmental Issues

The company's operations are not regulated by any significant environmental regulations under a law of the Commonwealth or of a state or territory of Australia.

Dividends paid or recommended

No dividends were paid or declared since the start of the financial year. No recommendation for payment of dividends has been made.

Options

No options over issued shares or interests in the company were granted during or since the end of the financial year and there were no options outstanding at the date of this report.

**BASEBALL WA LIMITED
A.B.N. 21 522 890 770**

DIRECTORS' REPORT

Indemnification and Insurance of Officers and Auditors

No indemnities have been given or insurance premiums paid, during or since the end of the financial year, for any person who is or has been an officer or auditor of the company.

Auditor's Independence Declaration

The lead auditor's independence declaration in accordance with section 307C of the Corporations Act 2001, for the year ended 30 June 2017 has been received and can be found on page 3.

Signed in accordance with a resolution of the Board of Directors:

Director: _____
Mr Stephen Henry Byrne

Secretary: _____
Mr Lachlan Dale


Dated this 22 day of September 2017

**AUDITOR'S INDEPENDENCE DECLARATION
UNDER SECTION 307C OF THE CORPORATIONS ACT 2001
TO THE DIRECTORS OF
BASEBALL WA LIMITED**

I declare that, to the best of my knowledge and belief, during the year ended 30 June 2017 there have been:

- (i) no contraventions of the auditor independence requirements as set out in the Corporations Act 2001 in relation to the audit; and
- (ii) no contraventions of any applicable code of professional conduct in relation to the audit.

Name of Firm: David Craig
Chartered Accountant



David Craig

Address: Suite 7, 16 Nicholson Road, Subiaco WA

Dated this 22 day of September 2017

BASEBALL WA LIMITED
A.B.N. 21 522 890 770

STATEMENT OF PROFIT OR LOSS AND OTHER COMPREHENSIVE INCOME
FOR THE YEAR ENDED 30 JUNE 2017

	Note	2017 \$	2016 \$
Income			
Revenue	15	3,071,266	1,244,387
Expenditure			
Auditor's remuneration		(5,980)	(6,850)
Depreciation and amortisation expenses		(94,152)	(15,554)
Employee benefits expenses		(213,457)	(283,259)
Other expenses		(1,172,392)	(991,628)
		1,585,285	(52,904)
Profit (Loss) for the year	3	1,585,285	(52,904)
Retained earnings at the beginning of the financial year		1,606,857	1,659,758
Profit		3,192,142	1,606,854

The accompanying notes form part of these financial statements.

BASEBALL WA LIMITED
A.B.N. 21 522 890 770

STATEMENT OF FINANCIAL POSITION
AS AT 30 JUNE 2017

	Note	2017 \$	2016 \$
ASSETS			
CURRENT ASSETS			
Cash and cash equivalents	4	107,618	1,172,465
Trade and other receivables	5	132,657	233,490
Other current assets	6	232	232
TOTAL CURRENT ASSETS		<u>240,507</u>	<u>1,406,187</u>
NON-CURRENT ASSETS			
Property, plant and equipment	8	3,176,835	2,649,169
TOTAL NON-CURRENT ASSETS		<u>3,176,835</u>	<u>2,649,169</u>
TOTAL ASSETS		<u>3,417,342</u>	<u>4,055,356</u>
LIABILITIES			
CURRENT LIABILITIES			
Trade and Other Payables	7	143,967	75,007
Provisions	9	47,572	36,161
Other current liabilities	10	33,661	1,689,000
TOTAL CURRENT LIABILITIES		<u>225,200</u>	<u>1,800,168</u>
TOTAL LIABILITIES		<u>225,200</u>	<u>1,800,168</u>
NET ASSETS		<u>3,192,142</u>	<u>2,255,188</u>
EQUITY			
Reserves	11	-	648,334
Retained earnings	12	3,192,142	1,606,854
TOTAL EQUITY		<u>3,192,142</u>	<u>2,255,188</u>

The accompanying notes form part of these financial statements.

BASEBALL WA LIMITED
A.B.N. 21 522 890 770

STATEMENT OF CHANGES IN EQUITY
FOR THE YEAR ENDED 30 JUNE 2017

	Note	Retained earnings \$	Asset Revaluation Reserve \$	Total \$
Balance at 1 July 2015		1,659,758		1,659,758
Opening balance for the year			648,334	648,334
Profit attributable to members		(52,904)		(52,904)
Balance at 30 June 2016		<u>1,606,854</u>	<u>648,334</u>	<u>2,255,188</u>
Profit attributable to members		1,585,285		1,585,285
Facility Revaluation Reserve	11		(648,334)	(648,334)
Balance at 30 June 2017		<u>3,192,139</u>	<u>-</u>	<u>3,192,139</u>

The accompanying notes form part of these financial statements.

BASEBALL WA LIMITED
A.B.N. 21 522 890 770

STATEMENT OF CASHFLOWS
FOR THE YEAR ENDED 30 JUNE 2017

	2017	2016
	\$	\$
Cash Flows from operation activities		
Receipts from customers	736,312	655,190
Receipts from Grants	468,918	1,387,850
Payments to suppliers and employees	<u>(1,051,219)</u>	<u>(1,180,222)</u>
Net Cash provided by / (used in) operating activities 13	<u>154,011</u>	<u>862,818</u>
Cash Flows from Investing activities		
Interest received		18,241
Payments for property, plant & equipment	<u>(1,218,858)</u>	<u>(442,068)</u>
Net Cash provided by investing activities	<u>(1,218,858)</u>	<u>(423,827)</u>
Cash Flows from Financing Activities		
Repayment of Borrowings	<u>-</u>	<u>-</u>
Net Cash provided by / (used in) operating activities	<u>-</u>	<u>-</u>
Net increase /(decrease) in cash and cash equivalents	(1,064,847)	438,992
Cash at beginning of financial year	<u>1,172,465</u>	<u>733,473</u>
Cash at end of financial year 4	<u>107,618</u>	<u>1,172,465</u>

The accompanying notes form part of these financial statements.

BASEBALL WA LIMITED
A.B.N. 21 522 890 770

NOTES TO THE FINANCIAL STATEMENTS
FOR THE YEAR ENDED 30 JUNE 2017

The financial statements cover Baseball WA Limited as an individual entity. Baseball WA Limited is a not for profit Association incorporated in Western Australia under the Associations Incorporation Act 1987.

It is a Company limited by shares, incorporated and domiciled in Australia.

1 Basis of Preparation

This financial report is a special purpose financial report prepared in order to satisfy the financial reporting requirements of the Corporations Act 2001. The committee has determined that the association is not a reporting entity.

In the opinion of the Committee of Management, the Association is not a reporting entity since there are unlikely to exist users of the financial report who are not able to command the preparation of reports tailored so as to satisfy specifically all of their information needs. These special purpose financial statements have been prepared to meet the reporting requirements of the Act.

The financial statements have been prepared in accordance with the recognition and measurement requirements of the Australian Accounting Standards and Accounting Interpretations, and the disclosure requirements of AASB 101 Presentation of Financial Statements, AASB 107 Statement of Cash Flows, AASB 108 Accounting Policies, Changes in Accounting Estimates and Errors and AASB 1054 Australian Additional Disclosures.

The financial statements have been prepared on an accruals basis and are based on historical costs modified, where applicable, by the measurement at fair value of selected non current assets, financial assets and financial liabilities.

Significant accounting policies adopted in the preparation of these financial statements are presented below and are consistent with prior reporting periods unless otherwise stated.

The following significant accounting policies, which are consistent with the previous period unless stated otherwise, have been adopted in the preparation of this financial report.

BASEBALL WA LIMITED
A.B.N. 21 522 890 770

NOTES TO THE FINANCIAL STATEMENTS
FOR THE YEAR ENDED 30 JUNE 2017

2 Summary of Significant Accounting Policies

Property, Plant and Equipment

Classes of property, plant and equipment are measured using the cost model.

Assets are carried at cost less any accumulated depreciation and any impairment losses. Costs include purchase price, other directly attributable costs and the initial estimate of the costs of dismantling and restoring the asset, where applicable.

Land and buildings

Land and buildings are measured using the cost model.

Plant and equipment

Plant and equipment are measured using the cost model.

Depreciation

Plant and equipment is depreciated on a straight line basis over the assets useful life to the Association, commencing when the asset is ready for use.

Financial Instruments

Financial instruments are recognised initially using trade date accounting, i.e. on the date that the association becomes party to the contractual provisions of the instrument.

On initial recognition, all financial instruments are measured at fair value plus transaction costs (except for instruments measured at fair value through profit or loss where transaction costs are expensed as incurred).

BASEBALL WA LIMITED
A.B.N. 21 522 890 770

NOTES TO THE FINANCIAL STATEMENTS
FOR THE YEAR ENDED 30 JUNE 2017

Loans and receivables

Loans and receivables are non-derivative financial assets with fixed or determinable payments that are not quoted in an active market. They arise principally through the provision of goods and services to customers but also incorporate other types of contractual monetary assets.

After initial recognition these are measured at amortised cost using the effective interest method, less provision for impairment. Any change in their value is recognised in profit or loss.

The association's trade and most other receivables fall into this category of financial instruments.

Discounting is omitted where the effect of discounting is considered immaterial.

Significant receivables are considered for impairment on an individual asset basis when they are past due at the reporting date or when objective evidence is received that a specific counterparty will default.

The amount of the impairment is the difference between the net carrying amount and the present value of the future expected cash flows associated with the impaired receivable.

For trade receivables, impairment provisions are recorded in a separate allowance account with the loss being recognised in profit or loss. When confirmation has been received that the amount is not collectable, the gross carrying value of the asset is written off against the associated impairment provision.

Subsequent recoveries of amounts previously written off are credited against other expenses in profit or loss.

In some circumstances, the association renegotiates repayment terms with customers which may lead to changes in the timing of the payments, the association does not necessarily consider the balance to be impaired, however assessment is made on a case-by-case basis.

Available-for-sale financial assets

Available-for-sale financial assets are non-derivative financial assets that do not qualify for inclusion in any of the other categories of financial assets. The association's available-for-sale financial assets comprise listed securities.

Purchases and sales of available-for-sale investments are recognised on settlement date.

Available-for-sale financial assets are measured at fair value, with subsequent changes in value recognised in other comprehensive income.

Gains and losses arising from financial instruments classified as available-for-sale are only recognised in profit or loss when they are sold or when the investment is impaired.

In the case of impairment or sale, any gain or loss previously recognised in equity is transferred to the profit or loss.

BASEBALL WA LIMITED
A.B.N. 21 522 890 770

NOTES TO THE FINANCIAL STATEMENTS
FOR THE YEAR ENDED 30 JUNE 2017

Losses recognised in prior period income statements resulting from the impairment of debt securities are reversed through the income statements, if the subsequent increase can be objectively related to an event occurring after the impairment loss was recognised in profit or loss.

Available-for-sale financial assets

A significant or prolonged decline in value of an available-for-sale asset below its cost is objective evidence of impairment, in this case, the cumulative loss that has been recognised in other comprehensive income is reclassified from equity to profit or loss as a reclassification adjustment. Any subsequent increase in the value of the asset is taken directly to other comprehensive income.

Impairment of Non-Financial Assets

At the end of each reporting period the association determines whether there is an evidence of an impairment indicator for non-financial assets.

Where this indicator exists and regardless for goodwill, indefinite life intangible assets and intangible assets not yet available for use, the recoverable amount of the asset is estimated.

Where assets do not operate independently of other assets, the recoverable amount of the relevant cash-generating unit (CGU) is estimated.

The recoverable amount of an asset or CGU is the higher of the fair value less costs of disposal and the value in use. Value in use is the present value of the future cash flows expected to be derived from an asset or cash-generating unit.

Where the recoverable amount is less than the carrying amount, an impairment loss is recognised in profit or loss.

Reversal indicators are considered in subsequent periods for all assets which have suffered an impairment loss, except for goodwill.

Accounts Receivable and Other Receivables

Accounts receivable are recognised initially at the transaction price (i.e. cost) and are subsequently measured at cost less provision for impairment. Receivables expected to be collected within 12 months of the end of the reporting period are classified as current assets. All other receivables are classified as non-current assets.

At the end of each reporting period, the carrying amount of accounts receivable and other receivables are reviewed to determine whether there is any objective evidence that the amounts are not recoverable. If so, an impairment loss is recognised immediately in income and expenditure statement.

BASEBALL WA LIMITED
A.B.N. 21 522 890 770

NOTES TO THE FINANCIAL STATEMENTS
FOR THE YEAR ENDED 30 JUNE 2017

Employee Benefits

Provision is made for the association's liability for employee benefits arising from services rendered by employees to the end of the reporting period. Employee benefits that are expected to be wholly settled within one year have been measured at the amounts expected to be paid when the liability is settled.

Employee benefits expected to be settled more than one year after the end of the reporting period have been measured at the present value of the estimated future cash outflows to be made for those benefits. In determining the liability, consideration is given to employee wage increases and the probability that the employee may satisfy vesting requirements. Cashflows are discounted using market yields on high quality corporate bond rates incorporating bonds rated AAA or AA by credit agencies, with terms to maturity that match the expected timing of cash flows. Changes in the measurement of the liability are recognised in profit or loss.

Provisions

Provisions are recognised when the association has a legal or constructive obligation, as a result of past events, for which it is probable that an outflow of economic benefits will result and that outflow can be reliably measured.

Cash and Cash Equivalents

Cash and cash equivalents comprises cash on hand, demand deposits and short term investments which are readily convertible to known amounts of cash and which are subject to an insignificant risk of change in value.

BASEBALL WA LIMITED
A.B.N. 21 522 890 770

NOTES TO THE FINANCIAL STATEMENTS
FOR THE YEAR ENDED 30 JUNE 2017

Revenue and Other Income

Revenue is recognised when the amount of the revenue can be measured reliably, it is probable that economic benefits associated with the transaction will flow to the association and specific criteria relating to the type of revenue as noted below, has been satisfied.

All revenue is stated net of the amount of goods and services tax (GST).

Revenue is measured at the fair value of the consideration received or receivable and is presented net of returns, discounts and rebates.

Rental income

Investment property revenue is recognised on a straight-line basis over the period of the lease term so as to reflect a constant periodic rate of return on the net investment.

Interest revenue

Interest revenue is recognised using the effective interest rate method.

Dividend revenue

Dividends are recognised when the right to receive payment is established.

Rendering of services

Revenue in relation to rendering of services is recognised depending on whether the outcome of the services can be estimated reliably. If the outcome can be estimated reliably then the stage of completion of the services is used to determine the appropriate level of revenue to be recognised in the period. If the outcome cannot be reliably estimated then revenue is recognised to the extent of expenses recognised that are recoverable.

If the outcome cannot be reliably estimated then revenue is recognised to the extent of expenses recognised that are recoverable.

Revenue from training services is generally recognised once the training has been delivered.

Accounts Payable and Other Payables

Accounts payable and other payables represent the liabilities at the end of the reporting period for goods and services received by the association that remain unpaid.

Accounts payable are recognised at their transaction price. Accounts payable are obligations on the basis of normal credit terms.

BASEBALL WA LIMITED
A.B.N. 21 522 890 770

NOTES TO THE FINANCIAL STATEMENTS
FOR THE YEAR ENDED 30 JUNE 2017

Goods and Services Tax (GST)

Revenues, expenses and assets are recognised net of the amount of goods and services tax (GST), except where the amount of GST incurred is not recoverable from the Australian Taxation Office (ATO).

Receivables and payables are stated inclusive of GST. The net amount of GST recoverable from, or payable to, the ATO is included as part of receivables or payables in the balance sheet.

BASEBALL WA LIMITED
A.B.N. 21 522 890 770

NOTES TO THE FINANCIAL STATEMENTS
FOR THE YEAR ENDED 30 JUNE 2017

	2017	2016
	\$	\$
3 Profit for the year		
Profit before income tax from continuing operations includes the following specific expenses:		
Expenses		
Depreciation of property, plant and equipment	82,741	15,554
4 Cash and Cash Equivalents		
Term Deposit - ANZ	8,500	8,500
Cash at Bank - ANZ Bank	1,004	2,697
Cash and Bank - Bendigo	49,867	116,401
Cash at Bank - State Team Account	6,949	18,557
Cash at Bank - Bendigo Development	39,801	1,026,310
Perth Heat 0070	1,497	-
	<u>107,618</u>	<u>1,172,465</u>
Reconciliation of cash		
Cash and Cash equivalents reported in the cash flow statement are reconciled to the equivalent items in the balance sheet as follows:		
Term Deposit - ANZ	8,500	8,500
Cash at Bank - ANZ Bank	1,004	2,697
Cash and Bank - Bendigo	49,867	116,401
Cash at Bank - State Team Account	6,949	18,557
Cash at Bank - Bendigo Development	39,801	1,026,310
Perth Heat 0070	1,497	-
	<u>107,618</u>	<u>1,172,465</u>

BASEBALL WA LIMITED
A.B.N. 21 522 890 770

NOTES TO THE FINANCIAL STATEMENTS
FOR THE YEAR ENDED 30 JUNE 2017

	2017	2016
	\$	\$
5 Trade and Other Receivables		
Current		
Sundry Debtors	50	50
Trade Debtors	99,397	224,718
Less: Provision for Doubtful Debts	(5,583)	-
	<u>93,864</u>	<u>224,718</u>
Superannuation Payable	-	660
GST Payable	30,793	-
Funding Receivable	8,000	-
Other Debtors	-	8,062
	<u>132,657</u>	<u>233,490</u>
6 Other Non-Financial Assets		
Current		
Deposit - Keys	<u>232</u>	<u>232</u>
7 Accounts Payable and Other Payables		
Current		
Trade Creditors	136,384	7,291
Credit Cards Payable	1,304	1,244
Superannuation Payable	5,279	-
GST Payable	-	66,472
GST Collected	1,000	-
	<u>143,967</u>	<u>75,007</u>
8 Property, Plant and Equipment		
Office Equipment – At Cost	49,706	49,706
Less: Accumulated Depreciation	(43,784)	(41,707)
	5,922	7,999
Leasehold Improvements – At Cost	4,642,947	4,032,540
Less: accumulated Amortisation	(1,472,034)	(1,391,370)
	<u>3,170,913</u>	<u>2,641,170</u>
Total Property, Plant and Equipment	<u>3,176,835</u>	<u>2,649,169</u>

BASEBALL WA LIMITED
A.B.N. 21 522 890 770

NOTES TO THE FINANCIAL STATEMENTS
FOR THE YEAR ENDED 30 JUNE 2017

	2017	2016
	\$	\$
9 Provisions		
Current		
Provision for Holiday Pay and LSL	<u>47,572</u>	<u>36,161</u>
10 Other Liabilities		
Current		
Unexpended Grants	35,933	1,689,000
Unexpended Grants Federal	<u>(2,272)</u>	<u>-</u>
	<u>33,661</u>	<u>1,689,000</u>
11 Revaluation Reserves		
Balance at the beginning of the year	648,334	648,334
Transfer from/(to) Revaluation Reserve	<u>(648,334)</u>	<u>-</u>
	0	648,334
12 Retained Earnings		
Retained earnings at the beginning of the financial year	1,606,857	1,659,758
Net profit (Net loss) attributable to the association	<u>1,585,285</u>	<u>(52,904)</u>
Retained earnings at the end of the financial year	<u>3,192,142</u>	<u>1,606,854</u>

BASEBALL WA LIMITED
A.B.N. 21 522 890 770

NOTES TO THE FINANCIAL STATEMENTS
FOR THE YEAR ENDED 30 JUNE 2017

	2017 \$	2016 \$
13 Cash Flow Information		
Reconciliation of Cash Flow from Operations with Profit after Income Tax		
Profit (Loss) after income tax	1,585,285	(52,904)
Non-cash flows in profit		
Amortisation	11,411	-
Depreciation	82,741	15,554
Changes in assets and liabilities, net of the effects		
(Increase)/decrease in trade and other receivables	100,833	(180,652)
Increase/(decrease) in trade and other payables	68,960	57,133
Increase/(decrease) in provisions	11,411	16,942
Increase/(decrease) in other liabilities	(1,706,630)	1,006,745
	<u>154,011</u>	<u>862,818</u>

BASEBALL WA LIMITED
A.B.N. 21 522 890 770

NOTES TO THE FINANCIAL STATEMENTS
FOR THE YEAR ENDED 30 JUNE 2017

	2017	2016
	\$	\$
14 Correction of Error		
Historically, the leasehold improvements have been disclosed as Buildings on the Statement Of Financial Position.		
During the current financial year – the year ended 30 June 2017 – the Leasehold Improvements have been disclosed at cost and written off over the leasehold period. Additionally, the Asset Revaluation Reserve was reversed.		
15 Revenue and Other Income		
Grants and Funding		
- Development Grant	1,653,067	-
- Other Grants	288,250	256,100
Other Income	1,129,949	988,287
TOTAL REVENUE	3,071,266	1,244,387

BASEBALL WA LIMITED
A.B.N. 21 522 890 770

DIRECTORS' DECLARATION

The directors have determined that the company is not a reporting entity and that this special purpose financial report should be prepared in accordance with the accounting policies described in Note 2 to the financial statements.

The directors of the company declare that:

1. The financial statements and notes, as set out on pages 1 to 18, present fairly the Company's financial position as at 30 June 2017 and its performance for the year ended on that date in accordance with the accounting policies described in Note 2 to the financial statements; and
2. In the directors' opinion there are reasonable grounds to believe that the company will be able to pay its debts as and when they become due and payable.

Director: _____
Mr Stephen Henry Byrne

Director: _____
Mr Lachlan Dale

Dated this 22 day of September 2017

**INDEPENDENT AUDITOR'S REPORT
TO THE MEMBERS OF BASEBALL WA LIMITED
A.B.N. 21 522 890 770**

Report on the Financial Report

I have audited the accompanying financial report, being a special purpose financial report, of Baseball WA Limited (the association), which comprises the balance sheet as at 30 June 2017, profit and loss statement, statement of changes in equity and cash flow statement for the year then ended, notes comprising a summary of significant accounting policies and other explanatory information, and the statement by members of the committee.

Committee's Responsibility for the Financial Report

The committee of the association is responsible for the preparation of the financial report that gives a true and fair view and have determined that the Accounting Policies in Note 1 to the financial report are appropriate to meet the needs of the members. The Committee's responsibility also includes such internal control as the Committee determines is necessary, to enable the preparation of a financial report that gives a true and fair view and is free from material misstatement, whether due to fraud or error.

Auditor's Responsibility

My responsibility is to express an opinion on the financial report based on my audit. I conducted my audit in accordance with Australian Auditing Standards. Those standards require that I comply with relevant ethical requirements relating to audit engagements and plan and perform the audit to obtain reasonable assurance about whether the financial report is free from material misstatement.

An audit involves performing procedures to obtain audit evidence about the amounts and disclosures in the financial report. The procedures selected depend on the auditor's judgment, including the assessment of the risks of material misstatement of the financial report, whether due to fraud or error. In making those risk assessments, the auditor considers internal control relevant to the entity's preparation of the financial report that gives a true and fair view in order to design audit procedures that are appropriate in the circumstances, but not for the purpose of expressing an opinion on the effectiveness of the entity's internal control. An audit also includes evaluating the appropriateness of accounting policies used and the reasonableness of accounting estimates made by the committee, as well as evaluating the overall presentation of the financial report.

I believe that the audit evidence I have obtained is sufficient and appropriate to provide a basis for my audit opinion.

**INDEPENDENT AUDITOR'S REPORT
TO THE MEMBERS OF BASEBALL WA LIMITED
A.B.N. 21 522 890 770**

Auditor's Opinion

In my opinion:

The financial report of Baseball WA Limited is in accordance with the *Corporations Act 2001*, including:

- (i) giving a true and fair view of the Association's financial position as at 30 June 2017 and of its performance and cash flows for the year ended on that date; and
- (ii) complying with the Australian Accounting Standards to the extent described in Note 2.

Name of Firm: David Craig
Chartered Accountant

Name of Principal: _____

David Craig

Address: Suite 7, 16 Nicholson Road, Subiaco WA

Dated this 22 day of September 2017