

B a s e b a l l W A
A n n u a l R e p o r t
2 0 1 7 0 1 8

ANNUAL REPORT BASEBALL WA LTD
ABN: 21 522 890 770



Baseball Ballpark
PO Box 1488, Canning Vale DC
WA 6070
ACN 087442622 ABN 21522890770

Contents

Baseball WA and Perth Heat Staff and Volunteers.....	2
Notice of Annual General Meeting.....	3
Minutes of Annual General Meeting.....	5
Acknowledgements.....	7
Obituaries.....	8
Baseball Australia's Hall of Fame.....	11
Chairman of the Board's Report (Steve Byrne).....	12
CEO's Report (Lachlan Dale).....	13
MLB Invitational.....	16
Development (Mitch Williams).....	17
Master's League.....	19
Umpires Adviser's Report (Dave Gripper).....	21
Scorers' Association (Natalie Todd).....	22
Little League.....	23
U15 Baseball World Cup.....	28
Australian Emeralds.....	29
Pro-League.....	30
State Teams: Results, Standings and Reports.....	33
Baseball WA Award Winners.....	53
Financial Report.....	63



**NATIONAL
CHAMPIONS**

**2008 2009
2011 2012
2014 2015**



Department of
Sport and Recreation



Sunday Times





Baseball WA and Perth HEAT STAFF AND VOLUNTEERS

BASEBALL WA OFFICE:

Phone 1300 557 353
Postal Address PO Box 1489
 CANNING VALE DC WA 6970
Office & PERTH HARLEY DAVIDSON
 BALLPARK
Ballpark cnr Nicholson and Wilfred Road
 THORN LIE WA 6108
Email admin@baseballwa.asn.au
Website www.wa.baseball.com.au
 www.perthheat.com.au

•• BASEBALL WA

Chief Executive Officer **Lorlan Dater**
 High Performance **Luke Hughes**
 Baseball Operations **Mitchell Williams**
 Athlete Development **Rich Daly**
 Facility Management **Rod Drew**
 Project Manager (Facility Development) **Ryan Willis**

BWA METRO COMPETITIONS DEPARTMENT

Senior Competitions Management **Stuart Johnson**
 Results & Statistics **Natalie Todd**
 Fixtures & Scheduling **Mark Richardson**
 Tribunal & Umpires **David Gripper**
 WWC Compliance **Steve Reid**

LITTLE LEAGUE WA

District Administrator & Head of Department **David Hayes**
 LLWA Competitions **Lance MacKichan**
 Operations Support **Cardine Williams**
 Championship Director **Olivia Mayo**
 Umpires Co-ordinator **Lou Bonomi**

BASEBALL WA BOARD OF DIRECTORS

Chairman Stephen Byrne
Directors: Michael Andruskiw
 Gary Arnell
 Mark Beyer
 Phil Gregson
 Roberta Murphy
 Shane Tonkin
 Susan Butler
 Maree Malaxos

•• ALCOHOL.THINK AGAIN PERTH HEAT

ADVISORY BOARD

Patron Marty Parn
Chairman of the Board Geoffrey Hoker
Directors: Bob Ossey
 Tony Adamson
 Murray Westphal

MANAGEMENT

Chief Executive Officer **Lorlan Dater**

SALES & MARKETING

Membership, Ticketing & Communications **Michael Evensen**
 Ticketing Manager **Ben Dillon**

MEDIA & COMMUNICATIONS

Director of Media Relations **Paul Morgan**
 Director of Broadcasting **Dan Vaughan**
 Team Photographer **Wendy D'Souza**
 Assistant Communications **Ed Nixon**

ANNUAL REPORT BASEBALL WA LTD
ACN: 087 442 822

Notice of Annual General Meeting

Notice is hereby given that the Annual General Meeting of Baseball WA Ltd will be held as follows:

Venue: Department of Sport and Recreation (DSR)
246 Vincent Street
Leederville WA

Date: Monday 25th September 2018

Time: 7.00pm

Agenda

1. APOLOGIES AND ATTENDANCE
2. MINUTES OF PREVIOUS MEETING
– Annual General Meeting of 25th September 2017
3. PRESENTATIONS
4. ORDINARY BUSINESS
– Chairman's Report (To be tabled)
– Financial Statements (To be tabled)
To receive and consider the Financial Statements, Directors' Declaration and Reports of the
Directors and Auditors in respect of the year ended 30 June 2018 (To be tabled)
5. BASEBALL WA STATE OF THE GAME PRESENTATION
6. ELECTION OF DIRECTORS
– Ratification of the proposed amendments to the Constitution
– Ratification of the proposed amendments to the Constitution
** Vacant
** Vacant
7. APPOINTMENT OF AUDITOR
8. CLOSE

Dated at Perth this 15th August 2018.

BY ORDER OF THE BOARD



Lachlan Dale
Company Secretary

NOTES:

1. Representatives and Alternates

Every Member which or who is the holder of an Ordinary Share in Baseball WA Limited must appoint one or more natural persons as its representative or representatives to exercise the powers of that Member. Where more than one representative has been so appointed, only one of them may exercise the powers of that Member at any one time.

2. Proxies and Representatives' Appointments

Any instrument appointing a proxy or representative is to be treated as valid of the instrument and any power of attorney or other authority under which it is signed is or are either:

- (a) deposited with the Registrar of Companies at least 48 hours before the scheduled time for the commencement of the relevant meeting; or
- (b) presented to the chairman of the meeting as soon as practicable after the commencement of that meeting and, in any event, before the relevant vote is taken

3. Quorum

A quorum for a general meeting is 20% or more of Members present in person, by representative or by proxy.

4. Election of Directors

There are two vacant positions on the board however, and we have received one nomination and three individual nominations - one of which is a valid nomination under section 201E(2)(b) of the Corporations Law as directors of the company in accordance with Rule 8 of the company's Constitution for a period of two years as from the conclusion of the meeting. Where the number of nominations is less than the number of declared vacancies, no election is required.

- 1. Marie Malaxos – Co-Opted
- 2. Susan Butler – Co-Opted
- 3. Carolyne Gatward – Co-Opted

Vacant Director Positions

- 4. Vacant
- 5. Vacant

5. Life Membership

The Baseball WA board will present 1 nominations for Life Membership for the 2018 AGM.

6. Appointment of Auditor

The Executive Director recommends the nomination of an Auditor.

7. General Business

If shareholders would like to add items to General Business, items must be sent to ceo@baseballwa.asn.au by close of business Friday 7th September 2018 to be reviewed and may be added to the agenda.

Baseball WA Ltd
ANNUAL GENERAL MEETING
Department of Sport Recreation, 276 Vincent Street
Monday 25th September 2017

1.0 ATTENDANCE AND APOLOGIES

Board Members: Steve Byrne (Chairman), Michael Andruszkiw, Shane Tonkin, Phil Gregson, Robbie Murphy, Gary Arnell, Mark Beyer
Staff Members: Lance MacKichan (LLWA), Sue Reid
Visitors: N/A
Share Holders: Quorum achieved
Apologies: **Stuart Johnson**

Meeting commenced: 7.06pm

1.0 WELCOME ADDRESS

Ladies and gentlemen thank you very much for your attendance, do we have any apologies?
Mr Dale, Yes, Stuart Johnson, Kevin House late.

2.0 MINUTES OF PREVIOUS MEETING

Distribution of the previous meeting held on the 25th of October was circulated.
Moved and seconded; Bill Sinclair and Annaliese Arndtt.

3.0 PRESENTATIONS

No presentations submitted from members

4.0 ORDINARY BUSINESS

4.1 Chairman's report is on page 12, please read at your leisure.

4.2 Lachy Dale to present Financial Report is on page 61 so that's there for your approval. Please notice the financial statements show a cleaner balance sheet \$1.68m and we are making advances of the additional \$6m of funding from a separate source in the Federal Government. The P&L reads as a surplus of \$1.58m, this is distorted due to the government capital works funding. P&L with funding removed is at \$25,761.

4.3 Discussion and explanation on the budget process and department cost sharing within the budget.

4.4 Summary of the breakdown of fees. Facilities and Administration runs at a department loss, with Competitions, Development and High Performance in surplus and offset the gap of around \$205,000. This is made up from government grants and commercial contracts. Future budgets are still designed for surplus of \$28,000 with the addition of the Events Department managing the Perth Heat for the 2017/18 season.

4.5 Discussion and explanation of the 2017/18 budget and links to strategic planning. Providing national scope on state and national facilities and WA strategies to generate more revenue for the ballpark to minimize WA members fees covering costs. BWA signed a 3 year naming rights partnership with Perth Harley-Davidson which is fantastic for the WA baseball community and we appreciate their support..

4.6 We have also opened up facility loan agreements and this pilot program has started with Willetton for their facility upgrade. Interest free loans to support local facility development which is well supported by DSR and its CSRFF program.

4.7 Question raised on why the detailed P&L is not provided? Request for a further breakdown to minutia. We will provide a further detailed summary of the P&L and provide with the AGM docs to be circulated post AGM.

Moved and seconded by Mark Richardson and Bill Sinclair

5.0 **BASEBALL WA STATE OF THE GAME PRESENTATION**

Lachlan dale presented state of the game and presented

6.0 **ELECTION OF DIRECTORS**

Ratification of one (1) co-opted director as outlined in
(1) vacant director position

We currently have 6 vacancies with 4 current board members completing their 2-year term and each re-nominated. They are Shane Tonkin, Michael Andruszkiw, Gary Arnell and Mark Beyer. There were no further nominations received, those four members are duly re-elected and for the members to vote. Unanimous approval for all four nominations.

7.0 **CONSTITUTION**

Operational changes to the board meetings and would like to propose to members to change the minimum required board meetings to 6 per year on a every second month cycle. Financial statements to be approved monthly and ad hoc special meetings can be called as required for board decisions and discussions.

Moved by Kevin House, Bill Sinclair

8.0 **LIFE MEMBERSHIP**

We have received a life membership nomination for Don Kyle to be approved by the stakeholders. Don's resume was provided to BWA memebtrs and was unanimously approved. Moved by Bill Sinclair and Kevin House

9.0 **APPOINTMENT OF THE AUDITOR**

We would like to re-appoint David Craig chartered account

Moved: Dave Gripper Second: Annaliese Arndt

10.0 **GENERAL BUSINESS**

We didn't receive any general business within the seven days.

Baseball insurance via the national policy was raised as moved providers and not updated for download off the website as normal. The ability to top up additional insurance and denied by Baseball Australia. Follow up communication with BA and BWA to be provided to our stakeholders.

Baseball Australia's roll out of the IMG system for database management etc... is too short and chopping and changing between the two systems is not appropriate. The board need to have the ability to deny and refuse BA in their rollout if not applicable to WA in such short time.

Thank you all for your attendance

Meeting closed at 7.46pm



Annual Report - Baseball WA Ltd

ACKNOWLEDGEMENTS

BASEBALL WA formally acknowledges it's Life Members.
Our heartfelt appreciation is extended to all.

1947	Glen H. Dunstan OBE *
1951	W.H. (Bill) Hosken *
1953	Les F. Matthews *
1955	H.V. (Vic) Barrett *
1957	H.J. (Bert) Kortlang *
1958	Thomas G. Nisbet *
1959	Merv G. Muggleton *
1960	Rob M. Gordon *
1963	R.J. (Snow) McFarlane *
1964	Les R. Brain *
1965	Harry Duncan *
1967	R.D. (Bill) Arrowsmith
1970	Neville J. Pratt OAM
1971	Max Heron
1972	Alf Leutchford
1973	Peter Solomon
1974	Don Callanan *
1974	Neville Laird *
1977	Doug Corker
1978	Kevin Parry AO *
1979	Rodney P. Byrne OAM *
1980	Mrs Norma Goodridge *
1981	Dennis Osborn
1982	Alf Dyer *
1983	Mrs Kath Dyer
1984	Mrs Evelyn Harvey
1985	John Cole
1986	Eric Knight *
1988	Mrs Jan Thurley
1988	Don Rodger
1989	Mrs Rose Corker *
1990	Ian Ross
1992	John Radalj
1993	Michael (Mick) Mount
1995	Mrs Ursula Wade
1996	Alan Luscombe
1997	Graham H. Johnson
1998	Mrs Athalia Munro
2010	Mark Pettit
2013	Mrs Patricia Williamson
2015	William (Spider) Sinclair

All of these people were recognised as Life Members, in the stated year, by any of the former organisations of, the West Australian Baseball League (Inc), the West Australian Junior Baseball League (Inc), the Baseball Development Foundation (Inc). Those Life Members are now recognised as Life Members of Baseball WA Ltd.

BASEBALL WA formally acknowledges it's Meritorious Awards and Outstanding Achievement Awards. Our heartfelt appreciation is extended to each.

MERITOROUS AWARD

1984-85	Jack Cody	Perth
1986-87	Margaret Carter	Fremantle
1988-89	Kevan Langdon	West Stirling
1993-94	Eric Knight	Victoria Park
1997-98	Maurie Reynolds	Umpire

OUTSTANDING ACHIEVEMENT AWARD

1981-82	Ian Butcher	Fremantle State League
1982-83	Brian Davis	Fremantle "A" Reserve
1983-84	Harry Duncan	Long Service Award
1984-85	Don Knapp	Playing/Admin. Award
1987-88	Tony Adamson	Playing Award
1988-89	Greg Harvey	Playing Award
1988-89	Corey Loehr	Playing Award
1996-97	Shane Tonkin	Playing Award
2008-09	Ken McGee	Pitching 22 inning game

* Deceased



Annual Report - Baseball WA Ltd

OBITUARIES

BASEBALL WA acknowledges the sad passing of the following members of the baseball family. Our sincere condolences to their families.

JOE HUGHES

22nd June 2018
By Clayton Frederick
Braves Baseball Club

Joe Hughes . . .

Its an honor to be asked to talk about Joe and what he has achieved in baseball. Joe used to say "90 percent of what everyone tells you is crap its your job to find the 10 percent that works for you" I thought about that 10 percent and many times for me that 10 percent came from Joe. So I want to read you all a few of the paragraphs he wrote for the *Braves 55 Years* book, I think his words will do him more justice than I could.

I joined the Fremantle Baseball Club in 1957 when I found my friends Neville Gilday, Jim Foxton, Roy and Bill Pigdon were always disappearing on Sundays.

Up until this stage I had played football but started to go watch my "girls game" from this followed the progression into filling in when other players did not arrive.

I started to play A grade baseball under the guidance of Merv Muggleton and I have been the worst player ever to have played

as I won the Letchford the 1961, 1962, 1963 seasons. I was a strong hitter I spent many hours in the team by concentrating on fielding and feel that in 1963 had my best season with one error from 143 plays and batting around 230. So I took the position with our under 17s. They had won three previous premierships under Max Thornton on every occasion



The culmination of our Junior team in 1968 when we entered the Championship in NSW for the first time. Six of the East Fremantle boys were on the team of 15 - Steve Oxbow, Neil Spry, Graham Squance, David H. Wayne Carter. These boys were all involved in Western Australian baseball Junior baseball

Most an interesting story to add there. I have it on good authority that during this state trip the train stopped in Merredin and the boys convinced Joey to go to the pub on the other side of the tracks and buy them a few drinks. So Joey jumped off the train and had to cross a bunch of train tracks to get to the pub. On his way back with a carton and a few assorted bottles balanced in his arms the train started to leave. Well Joey seeing the entire U18

the guidance of Ron
Continued on the next page

Continued from the previous page

state team that he was chaperoning leaving without him started to try and run across the tracks chasing the train balancing the carton and the bottles with all the boys shouting encouragement. Little did Joey know at the time but the train was just backing up to drop off the breakfast car. The boys found it hilarious

Ok back to Joe's words

It gave me great satisfaction that all of these boys represent Fremantle in A grade along with players like Doug I'm sure over the years Valda has many stories like that as while Joe was on the bench Valda could often be heard on the sidelines shouting encouragement to the boys. I know many of us learned early to "step and hit" or face a stern talking to after the game. To finish I want to tell you from my experience what Joe did to help his boys: He helped you if you were a bit lost and needed guidance. He taught you to love and respect the game and play the game the right way. He would drive you to games when you had no way to get there which for me was often I remember one weekend he drove from his house in Safety Bay to get me in Fremantle and back to Rockingham for a game and then dropped me off again.

I think that last paragraph sums up Joe and his passion for junior baseball, he was also made a Life Member of the senior club in 1985. He left a lasting impression on many young men not only as a coach but as someone that really cared for every player under him no matter if they were the best player or the most improved.

I know that Joe was immensely proud of Warren's achievements in baseball and considered them a highlight of his time in baseball. I was also lucky enough to play under Paul and I know how proud Joe was of Paul following in his footsteps coaching Junior baseball and umpiring.

While Joe's coaching style was sometimes expressive if you scratched under the surface there was a passionate coach who cared for his boys and when you got to know him you realised his bark was often calculated to get

the boys going. One such example of that is a story Valda told me of when Joe needed to fire the boys up but was sick of being thrown out. Joe knew everyone, and the plate umpire that day was no exception. Between innings Joe went to the umpire and said look I need to fire my boys up but I'm tired of being thrown out so if I start throwing things can you please not throw me out. The umpire agreed on the condition that when he was told to Joe would pick everything up, a deal was struck and all of the bats ended up on the field.

I'm sure over the years Valda has many stories like that as while Joe was on the bench Valda could often be heard on the sidelines shouting encouragement to the boys. I know many of us learned early to "step and hit" or face a stern talking to after the game.

To finish I want to tell you from my experience what Joe did to help his boys:

He helped you if you were a bit lost and needed guidance. He taught you to love and respect the game and play the game the right way.

He would drive you to games when you had no way to get there which for me was often I remember one weekend he drove from his house in Safety Bay to get me in Fremantle and back to Rockingham for a game and then dropped me off again.

If you needed a job Joey would help, at one point he almost had a whole team of us working at different Tradelink stores.

If you made a Heelers team Joe was there to present you with your first cap, shake your hand and tell you how proud he was of you.

If you needed help Joe was there as a coach and a mentor and if you took on a coaching role of your own, he was there to take any role that was needed, keep an eye on you and offer his support.

Joe was great man, I was lucky enough to be one of his boys and I know I speak for all Joe's boys when I say thank you Joe. You were a legend and your love of the game will live on in all of us.

Clayton Fredericks, President,



BEN SHORTO

5th September 2018

Heat mourn the loss of Ben Shorto. The Alcohol.Think Again Perth Heat regret to announce the passing of Ben Shorto.

By Perth Heat Media / Perth Heat

It is with a heavy heart the Alcohol.Think Again Perth Heat announce the passing of Ben Shorto after a battle with cancer.

A well-loved character around the Heat clubhouse, Ben's former teammates have food secured in a tribute to him.

Sam Kennelly: "Rest In Peace Brother."

Nick Veale: "Rest In Peace Benny, such a good bloke gone too soon."

Signed by the Cleveland Indians in 2012, Ben's career took a turn for the worse when he was diagnosed with Leukemia after returning an abnormal blood test.

Despite the setback, Ben managed to beat the cancer to make his Indians Rookie Ball debut in 2014.

Upon his return to Perth, Ben appeared in 27 Australian Baseball League games for the Heat posting a remarkable 2.36 ERA across 12 outings in 2014/15.

Unfortunately, the cancer struck again.

Ben was re-diagnosed in 2016 and lost his battle this morning.

Baseball WA Chief Executive, Lachlan Dale said Ben was a popular guy in the baseball community and will be missed.

"Ben was a promising young baseball player and a friend to everyone in the baseball community," he said.

"He was a great guy and we'll miss him."

"It's a tragic loss -- our thoughts are with his family."



Annual Report - Baseball WA Ltd BA HALL OF FAME



Ettles and Shom inducted into BA By Ed Nixon, Perth Heat

Perth Heat and Baseball WA are proud to announce Mark Ettles and Ben Shom as 2018 Baseball Australia Hall of Fame inductees. The Alcohol. Think Again Perth Heat and Baseball WA are proud to announce West Australian legends Mark Ettles and Ben Shom have been inducted into the 2018 Baseball Australia Hall of Fame.

The pair join South Australia's Greg Elkson and Victoria's Brett Ward as this year's four inductees.

Ettles is the first West Australian to play in the MLB after making his debut for the San Diego Padres on 5 June, 1993.

The now 51-year-old played in 14 games for the Padres in 1993 and became the second Australian to record an MLB win after Graeme Lloyd.

A 2 x ABL All-Star, Ettles represented both Western Australia and the Heat for well over a decade and helped pave the way for the likes of Luke Hughes, Peter Moylan, Liam Hendriks and Warwick Saupold to play in the MLB.

Shom, who began his baseball career in 1936, has been a major part of the baseball community for over 80 years.

A key member of Western Australia's Claxton Shillington, he won the first title in 1952.

Shom was captain of the Parra first premiership team in 1946 and was an Australian Representative in both 1943 and 1952.

From everyone connected within the West Australian baseball community, we would like to send our congratulations to both Mark and Ben on their great achievement.



Annual Report - Baseball WA Ltd

CHAIRMAN

It is my pleasure to present my eighth report as Chairman of Baseball WA.

This year we lost the services of two valued board members. Mr Phil Gregson resigned due to family matters and Ms Robbie Murphy resigned due to relocating to Sydney for work. I thank them both sincerely for their dedication and the contribution they made to the advancement of baseball in WA.

We were fortunate to co-opt two new members to the board in Ms Susan Butler and Ms Maree Malaxos. Susan has a Degree in Sports Tourism Management and currently works for the City of Cockburn in the development of recreation also working as the Community Facilities Project Officer. Maree is a former professional and brings with her extensive experience in governance and policy development. I am sure both will be of significant benefit to the Board.

The past year has seen completion of the ablution block and the media, scorers and corporate suite at the Perth Harley Davison Ballpark. Negotiations are on going with the City of Gosnells for a new lease, a new carpark and the use of Tom Bateman House. Although these matters have not progressed as quickly as we would have liked, we are confident that they will receive a favourable result. Our thanks go to the Mayor, Councillor Glenn Dewhurst, for his assistance and advice in progressing this for us. We are hopeful that all building approvals and licenses are obtained by the start of the 2018-19 ABL Season, so that construction can commence to complete the redevelopment project as soon as possible.

The upcoming ABL season will see history created in Australia with the baseball league's first national competition to have two international



teams competing. The inclusion of a South Korean and a New Zealand team in the ABL line up will add an exciting dimension to the competition. The 2018-19 ABL season will also see five additional Australian teams having licenses issued to private investors, thus elevating the financial contribution of baseball in Australia and the State Member States.

The successful bidder for the Perth Heat license was a consortium of investors. We look forward to working with them to bring the best game day experience possible to the Perth Heat home game and to the Perth Heat fans in Western Australia and indeed Australia.

To the Federal and State Governments; Department of Sport and Recreation; Healthway; City of Gosnells Council; and all our sponsors, I thank you for your ongoing support of baseball in Western Australia.

To the WA Scorers and Statisticians Association; WA Baseball Umpires Association; all member clubs and charters and their committees; and the numerous volunteers; I thank you for your efforts, dedication and commitment to the sport of baseball in Western Australia.

To Lachlan Dale and the staff at Baseball WA and the Perth Heat, I extend my sincere appreciation for your continued tireless efforts in ensuring that baseball in WA continues to be leaders in the sport of baseball in Western Australia.

To my fellow members on the Board of Directors of Baseball WA, I thank you sincerely for your commitment to the strategic direction of baseball in Western Australia and the continued support you provide me as Chairman.

Stephen Byrne
Chairman, Board of Directors
Baseball WA



Annual Report - Baseball WA Ltd

CEO AND COMPETITIONS

First of all, I would like to give special Thanks to the Clubs, Volunteers, Supporters and committee's within Baseball WA. Without the time, passion and dedication from you, the game we all love, would not be as successful as it is.

I would also like to thank the staff. They work tirelessly on providing support and guidance to clubs, members and fans throughout the year. Most of their work is behind the scenes when nobody is around with the main objective of delivering better outcomes for the baseball community.

These outcomes will be complimented and achieved a r e - s t r u c t u r e f o r m a t i o n i n 2 0 1 8 .

I also want thank Board of Baseball WA for their leadership of our game. They continue to plan for the future and guide new initiative to ensure WA is progressive and leading the country in its delivery. In the past year, we have extensively reviewed our Strategic Plan incorporating feedback through a collaborative approach between, clubs, charters, members and stakeholders, This will provide us the blueprint for continued success and growth of Baseball in WA

Some of WA's key highlights

- n July - October saw WA again lead the way with National Team Representation
- n 15U WC – Japan
- n U23 WC – Mexico
- n Women - Japan
- n WBC Team – also in Japan
- n 17 players and 4 coaches represented WA across 4 National Teams

Recognition continued for WA's elite athletes with Alex Hall and Jess Williams both signing professional contracts with the Milwaukee Brewers late last year.

As part of continuing to push the envelope, we



have made some leaps and bounds in various areas. Our partnership with Diamond Fitness is a great example. They provide a multitude of b a s e b a l l c o n t r i b u t i o n s including world leading strength and conditioning for our Perth Heat squad. Prior to 2015 our strength and conditioning program was a weakness in our HP program. We set about rectifying it and know have the best program in the country. We will continue to work so these efforts can f l o u r i s h a t wish to improve in this area

Another example in player development was the launch of our new Pro League Program, it w a s h e r e i n t h e p a t h w a y l e f t b y t h e d e m i s e o f B i g L e a g u e i n t e r n a t i o n a l . This program combines the best of our development programs and a US style draft process to create a winter league for players 16-19 with the potential of playing in the Palomino qualifying championship in Taipei and the World Series in the US. This pilot program was run by S i x t e e n t e a m s i n t h e c o u n t r y with great success and will be continued in 2019.

At the turn of the new year, we saw the WA Under 16's take out the bronze medal in a close fought f i n a l s e r i e s . o u r t o u r n a m e d o n t h e t e a m w e r e u n s u c c e s s f u l i n t h e i r q u e s t t o g o b a c k t o b a c k a n d n i s t e t .

Most recently, we had a chance to watch our Australian National team compete in a 2 game exhibition series against the baseball powerhouse Japan. The games were nationally televised on Fox Sports providing a platform to us to showcase the sport and our talent against the best in the world. Of course our own stars shone, to Luke Hughes, Tim Kennelly, Robbie Glendinning, Cameron Lamb and Alex Hall, we could not be prouder of the way you represented our country, WA, and your respective clubs.

On the back of this performance and our results at all international tournaments from Under 12's – Women's, Australia is now ranked 8th on the World Baseball and Softball Confederation rankings. With Baseball returning to the Tokyo Olympics in 2020, Australia has a fantastic opportunity in front of itself and an exciting future for our youth players coming through our High Performance system.

4 years, 90% of clubs have invested in capital upgrades at their home grounds, whether that be back nets, batting cages, dugouts or club houses we are seeing facilities improve. This all supports the opportunity to increase the game day environment to ensure our clubs are full with members and spectators enjoying the best atmosphere possible.

It's not just the health and safety achievements of the IWA that has seen more groundbreaking developments as well. Over the past

The 2017/18 Perth Heat season saw a resurgence in the number of fans attending games, a 26% increase over the previous season. This was due to a number of factors, including the return of the Perth Heat to the Australian Baseball League (ABL) and the fact that the Perth Heat were the only team in the ABL to have a dedicated stadium. The Perth Heat's new stadium, the Perth Stadium, opened in 2018 and has a capacity of 25,000 seats. The Perth Heat's new stadium has a number of features that make it a great place to watch a game, including a large scoreboard, a state-of-the-art sound system, and a variety of seating options. The Perth Heat's new stadium is a testament to the commitment of the IWA to providing the best possible facilities for our clubs and fans.



in the ABL standings, and I would like to thank our players for their hard work throughout the season as we hunted a 16th Claxton Shield. Unfortunately we weren't able to make it back to the ABLCS, but the season will go down as a success for so many reasons.

This year we welcome a number of new players to the Tampa Bay Rays, who sent us OF Garrett Whitley, OF Jake Fraley, INF Mike Brosseau, C Zac Law and coach Craig Albanez who have been tremendous additions to the Heat family and have all slotted in with ease. With key personnel at the Rays organization in which we will continue to discussions as to how to develop the partnership. Ideas like playing a Perth Heat vs Tampa Bay game in Spring Training next year, piloting cutting edge Sports Science projects and management systems with our athletes, Off-season rehab support for their players, reciprocal staff placements within the club and Pitch Hit n Run programs to showcase their abilities at Tropicana Field and of course a place for their prospects to play for the Heat.

We must also thank our new naming rights sponsor for the ballpark, Perth Harley-Davidson. We are proud to be aligned with such a strong brand and believe our relationship will continue to prosper over the coming years.

Our team naming rights sponsor, Alcohol.Think Again. We continue to set great examples to the West Australians as we are proud to help deliver the message of safe drinking, and view it as an integral part of living a healthy lifestyle.

The Department of Local Government, Sport and Cultural Industries play a large role in the providing West Australians with the best sporting facilities possible, and we are honoured to continue our relationship with government.

To the coaching staff of Perth - Myaenaarg Andy Kyle, Craig Albernez, Steve Fish and Luke Hughes, your hard works means we are ahead of schedule in our baseball operations and we hope to see this work continue to blossom in the future.

The success of Warwick Saupold with the Detroit Tigers in the MLB must be highlighted, as well as the performances of former Heat stars Liam Hendriks, Peter Moylan, Mychal Givens and Mike O'Halloran.

US. Two of our young stars, Jess Williams and Alex Halligan were selected by the Milwaukee Brewers in December, while Robbie Glendinning was selected in the 21st Round of the 2017 MLB Draft by the Pittsburgh Pirates. We wish them the best of luck with their US journey and look forward to seeing them climb up the ranks.

The 2018/19 season and beyond will see a very different Perth Heat. New ownership will be in place in a shake up of the Australian Baseball League allowing private ownership to invest capital into the team to grow the brand and the game in each state. We are very fortunate here in Perth to have the caliber of people investing who see the greater baseball vision and return the Heat to the number one spot in Australia and expand its relationships in Asia and the US.

In regards to facility development, we have now completed stage one of the master plan, which included a new ablution block and Media Facilities. We understand that this did take a bit longer than originally anticipated, but I think you can all agree that the lighting upgrade last year, is setting us up with some of the best baseball facilities in the country. I would like to thank the State Government for its significant contribution towards these initial upgrades and the Federal Government's investment as we move into stage two.

Planning for stage two is well underway, which will include a new grandstand, new carpark and improved facilities and comfort for our spectators. I am excited about the future park and how the facility will look in the future. These upgrades will provide Baseball WA with better opportunities to host major events and teams in the future.

As an organization, we continue to set high expectations to grow the game in WA and with passionate people not only in this room but the wider baseball community, WA will continue to shine and be the benchmark in Australia.

Thank you for your efforts and I'm looking forward to the new success that we all achieve together in the 2018 / 2019 season.

Yours Sincerely

Lachlan Dale
CEO, Baseball WA

2018 Australian MLB Invitational

25th August to 1st September 2018

Players are selected following the National Youth Championships, recommended by the state High Performance Managers and local scouts. The Academy intends to provide 70 players, ages 15-19, from Australia and Oceania countries with instructional and League experience located in relatively close proximity of their home country.

About the MLB Australian Invitational

The Australian MLB Invitational is designed to allow the best 13 and 14 year old players in the country to play competitive games under the guise of both local and international coaches on home soil, and will be heavily subsidized by MLB to maximise player attendance.

After a solid debut on the Australian baseball calendar in 2017, General Manager - Team Australia Glenn Williams believes the standard of the baseball will continue to grow.

"The success of last year's program made the decision to run it again in 2018 an easy one for Baseball Australia and MLB," Williams said.

"We saw a solid increase in State Showcase events, with nearly 500 boys and girls taking part all over the country.

"The support of MLB for young players seeking further opportunities is a big asset for baseball in Australia. It's great to be able to offer young people opportunities like this and we are excited to get them all into camp and working throughout the week.

"Baseball Australia and MLB are dedicated to continue to provide more opportunities for more players."

The structure will mirror the 2017 edition, with the squad split into four teams, and each team playing five games across the week.

For the first time ever, there will be four players from New Zealand added to the Invitational squad. Those players will be confirmed closer to the event.

INVITED PLAYERS:

Congratulations to our eight WA boys; Benjamin Bird, Aden Browne, Bryce Flynn, Caleb Goodwin, Cameron Landy, Jaxon Limpus, Flynn McGahan and Tyson Noel who have been selected to the part of the 2018 Australian MLB Invitational!





Annual Report - Baseball WA Ltd DEVELOPMENT

The 2017–18 year was an exciting and busy one for the Baseball WA developmental program. Exciting changes, new message promotion strategies and the “Think Again” messaging from our Major sponsor Healthway saw several our development coaches engage in numerous workshops as we entered this new phase. The target audience remained the same, with the focus being on the junior participants that that engage in programs.



January 2018 Saw Sixteen23 partner up with Baseball WA to run the 2018 January School Holiday Baseball Camps. This was a great step for Baseball in WA as Sixteen23 was founded by Alcohol. Think Again Perth Heat Players Luke Hughes and Tim Kennelly. I’m really excited to continue and see this partnership really come to fruition in the coming years as Tim and Luke are fantastic ambassadors for our game.

The 2018 March Long weekend saw the State Teeball Championships take over Langley Park in the City of

A number of regional programs where run once again. Alcohol. Think Again Perth Heat Player Travis McDonald and I attended the North West Teeball Carnival in Wickham on the 15th, 16th & 17th of September 2017. This was as always a fantastic weekend where towns from the Pilbara – Karratha, Wickham, Hedland, Tom Price, Newman send 3 teams each to the weekend tournament. During this tournament we ran 2 x Skills and Drills clinics, assisted in an All-Stars Seniors teeball game and distributed a number of giveaways. This was then backed up by visiting Kalgoorlie, Kambalda and Coolgardie for a week of School Visits (18th to 22nd September) - playing a number of 800 kids interact and engage in numerous school based activities, as well as the opportunity to attend two evening Have-a-go sessions that were ran during the week.

Perth. Every year, the Teeball Championships is a huge hit for all the families, participants, spectators and volunteers involved. Baseball WA, in conjunction with the Alcohol. Think Again Perth Heat had a large presence at the venue where over 84 teams from U9’s through to U13’s participated.

The Easter Long Weekend saw Kingsway Reserve once again host the State Little League Championships, presented by Think Again. A fantastic weekend saw over 29 teams participate in the various levels of Little League over Easter.

The October 2017 School Holidays saw Perth Heat players Jake Bowey, Jesse Williams, Sam Kennelly, Travis McDonald join me in running a 3-day clinic at Uttakara Ballpark in Geraldton. Over the 3 days, we averaged 50 kids a day in attendance (150) and it was fantastic to see so many excited players come to the ground every day!

The Pitch Hit & Run participation program continues to increase at a healthy rate. This program allows Baseball WA to follow in the footsteps of Major League Baseball, as well as other codes such as Netball (Net Set Go) and Golf (Drive Chip and Putt) in delivering a local level structured program that allows all to be involved, whilst delivering a pathway which may lead some individuals into representation divisions. We anticipate this program to continue to grow, as the club to school contact structure continues to strengthen. The Pitch Hit & Run program is only 18 months old and has been delivered to over 10,000



PICTURED RIGHT: Perth Heat players Jake Bowey, Jesse Williams, Sam Kennelly

participants, 5,500 from July 2016 – 31st January and roughly 35 schools (5,250 participants) from July 2017 – May 2018.

The last event on the Calendar was the 2018 Tiger Cubs tour to Kalgoorlie. This was the third year of the relaunch of the program. Having had success in Geraldton re-booting their junior baseball programs, it was now time to turn our attention to Kalgoorlie and assist the local tee-ball association in establishing a junior baseball program so the kids that grow out of tee-ball can continue along the diamond sports pathway. We had a number of tee-ball participants aged 11–13 that do not have an established junior baseball program to transition into. The Trip to Kalgoorlie was a fantastic experience where 45 metropolitan players were joined by 9 local Kalgoorlie players to form a four team competition for the week. The trip was a fantastic experience for all involved. We had a number of kids on their second trip who stood up as leaders of the group and we got to witness a number of new friendships and team comradery unfold before our eyes. The manner of which the group represented the metropolitan felt like a real Tiger Cubs experience is all about. A massive thank you must go out to the support staff and coaches on the Tour – Kurt Russell, Tyler Paull, Ben Hischar,



Caroline Adamson and Gerren Goodwin.

Last but not least I would like to thank all the tournament staff, umpires, coaches and instructors for their efforts they have put in this season to make sure the respective programs and tournaments ran smoothly. This did not go unnoticed by the wider public and is a testament of their love for seeing the game thrive. Most importantly, I would like to thank all the volunteers at the venues around the state who go above and beyond to make sure the show goes on. From marking diamonds, to providing fantastic hospitality, none of this can happen without a dedicated team and we are lucky to have dedicated teams of volunteers in our game, across our metropolitan and regional clubs.

Mitch Williams
Development Manager
Mitch Williams
Development Manager





Annual Report - Baseball WA Ltd

WA MASTER'S LEAGUE

My second year as president was a bit easier in most aspects. Unfortunately we had a couple of rainouts, and I think where possible we should try and replay these games particularly if they could affect ladder positions. This year it didn't as no alternative dates were available.

It was good to see two more teams replace their uniforms this year. Well done to the Bears and Reds.

The suspension of a couple of players was unfortunate. The clubs must remind players, regardless of umpire decisions, Masters Baseball must be played with respect for the game, your fellow players, both teammates and opposition players.

Thanks go to Rob Robson for organising umpires again this season. I think we should have some standby umpires, rather than have players do it at short notice.

Masters Baseball made donations to both individual local players and teams who represented both WA and Australia in junior competitions to a total of \$2000.

Masters Baseball is a not-for-profit organisation.

Semi-finals:

1. 2nd v 3rd Reds 4 - Bears 1
2. 1st v 4th Eagles 8 - Indians 4

The Grand Final was an amazing game with great defense by both teams with no score, until the top

of the 9th when the Reds scored 1. The Eagles prevailed again for the 11th time in a row scoring two runs in the bottom of the 9th.

Final Score: Eagles 2 Reds 1. Well done Eagles.

A special thanks again go to Kaye Timms for her efforts, scoring, canteen, secretarial and all the other things including the Christmas Function.

Congratulations to all trophy winners and members of the All Star Team.

Special thanks to all coordinators and other helpers ... yours in baseball.

Keith Kennedy


President WA Masters Baseball Ltd

PICTURED BELOW FROM LEFT TO RIGHT

Dodd Batting Award winner
Brendon Thomas .611 presented by


Bill "Spider" Sinclair MVP Award
Luke Hulbert presented by Bill
Luke's stats were 29 PA, 6R, 15H
19 votes and polled in 7 of pos

Ron Malcolm accepting the Dough
Championship Trophy on behalf of his team the
Eagles





EAGLES PICTURED BELOW: Back Row: ATB OnVoEt:hyAll Star Team: Timms, Brad Prisov, Brad Williamson, Brendon Stanton, Kent Watson, Br Thomas, Luke Hulbert, Lee Nathan, Di Beyd Maiti kRe, ynjool hds, Mi Hearne, Ron Malcolm Luke Hulbert, Simon Roberts, Wa Front row: Jason Manning, Mon Mørk RøCroMalc Mi thæd Justin Th Cahill, Craig Malcolm, Mike Burgermeister and Bevan Sturøms th





Annual Report - Baseball WA Ltd UMPIRE ADVISER

The pre-season training program saw a couple of enhancements this year; none bigger than moving the bulk of our training to Perth Modern School, thanks to the negotiating skills of Chris Rapley.

The facilities both indoor and outdoor allowed us to get maximum training time into as many umpires who were up for the challenge. It was a pleasure to work the cages with our 2 pitching machines, and the occasional live pitching to ensure that we got as many repetitions into our umpires for their plate work prior to the start of the season. I am firm in my opinion that the award period with less criticism of our strike zones throughout the year. I encourage all umpires at all levels to take advantage of our program. Nobody knows it all, so get on-board with us.

Able assisted by Chris Rapley and Peter Bowie, and with ongoing guidance from our own Brett Robson, I am convinced that our training programs both pre-season and during the season are the best in Australia. This is borne out by the appointments of our umpires to important international tournaments and our performances at all levels of baseball in Australia.

Attendances at our fortnightly Rules and Mechanics nights at Balcatta continue to impress and with regular tweaking of the instruction provided we are seeing improvement across the board with our consistency of rule knowledge and interpretation.

Our game management is also improving. Larry Harder, chairman of the P&D Tribunal, has provided regular feedback to me about the quality of our reporting which makes his job a little easier when the consistency across the board is obvious.

My congratulations go to our trophy winners, and to Ryan Harder and Fiona Lambrick for their fantastic appointments at international level. These umpires have been acknowledged earlier. I also congratulate the umpires appointed to the various national championships, some of which are only just concluded:

Under 16's & Under 18's:
Ben STONE and Mike PENN

Senior League / Intermediate League
Gary ARNELL and Lou BONOMI

Junior League:
Gary ARNELL, Kevin DE LA HAYE and
Karl SCHMIDT

Little League:
Lou BONOMI and Tony LEE

In conclusion I would like to recognise the work done by David Darren Riley with the Challenge both South Perth and Wanneroo which really brings a smile to my occasional tear to your eye. *Work in this area going forward.*

David Gripper
Umpires Advisor



Annual Report - Baseball WA Ltd

SCORERS AND STATISTICIANS

I would like to start by thanking the Committee for a huge year of clinics. Our aim was to try to bring back the importance of scorers learning to score proficiently in clinics by accredited scorers and gain their own accreditation.

Again this year Clubs nominated for us to hold clinics in their clubrooms, with some of these clubs putting on a fabulous spread of nibbles for those coming from work to the clinic. Along with these clubs we held

- 7 Level 0 clinics
- 3 Level 1 clinics
- 1 Level 2/3 clinics

That is a total of 11 clinics for the year, how fantastic. Thank you to the clubs who assisted us in holding these clinics: Carine, Morley, Perth, Vic Park/Belmont, North Coast, South Perth, Kalamunda, Willetton. What I would like to share with everyone is that this year we saw a total of 147 attendees at these clinics.

L I F E M E M B E R S

WA B S SaAc k n o w l t e d g e s n i f c a n t contributions the following Life Members have made to this Association.

- Rose Corker*** 1994
- Kath Dyer** 1998
- Patricia Williamson** 1999
- Betty Lawson** 2000
- Rae Coleman*** 2006
- Natalie Todd** 2014
- June Anderson** 2016

* Deceased

The Level 1 pass mark was 100% on theory, which was fantastic. Membership has also risen from 39 to 58. Congratulations to all of those who took part in clinics and to the clubs who now have more accredited scorers.

Thank you to our committee members who have been supportive, all of these ladies remained on the committee from last year. They have been awesome giving up their time to travel to clubs and teach


others with no compensation just because they love this game and believe learning makes us stronger scorers.

Thank you to Lou Bonomi for helping us at the Level 2/3 clinic on rulebook navigation. All that attended this session found it to be informative.

Well done to Joedy Hardie being chosen as a National Scorer at the Under 16 and 18 National tournaments in Sydney this year.

During the Perth Heat preseason games, we had 10 people come and sit with our Perth Heat Scorers for practice and to sit exams. This is a really helpful tool that allows new scorers to understand the way

PICTURED BELOW: The view from the scoreboard at Perth Stadium





PICTURED ABOVE: A well attended
BELOW: Scorers scoring at a Per

to use the rulebook to ensure that the games are scored correctly.

We were lucky enough to move into the new scoring room towards the end of the season when the summer was at its hottest even though construction was not quite completed. This is another view of the game that is different but we appreciate the new facility and cannot wait until it is completed.

This year we had many scores sit exams for all levels and would like to announce that we had the following passing numbers over the 2017-2018 season

- Level 1 – 12
- Level 2 – 2
- Level 3 – 3

We also adopted more of the National Method way of scoring which we found easier to teach and it is great to see all scorers being open to making changes and moving forward with scoring and making our association better as a whole.

Thank you for another wonderful season and I am looking forward to the future of our association.

Natalie Todd
President



Annual Report - Baseball WA Ltd

LITTLE LEAGUE

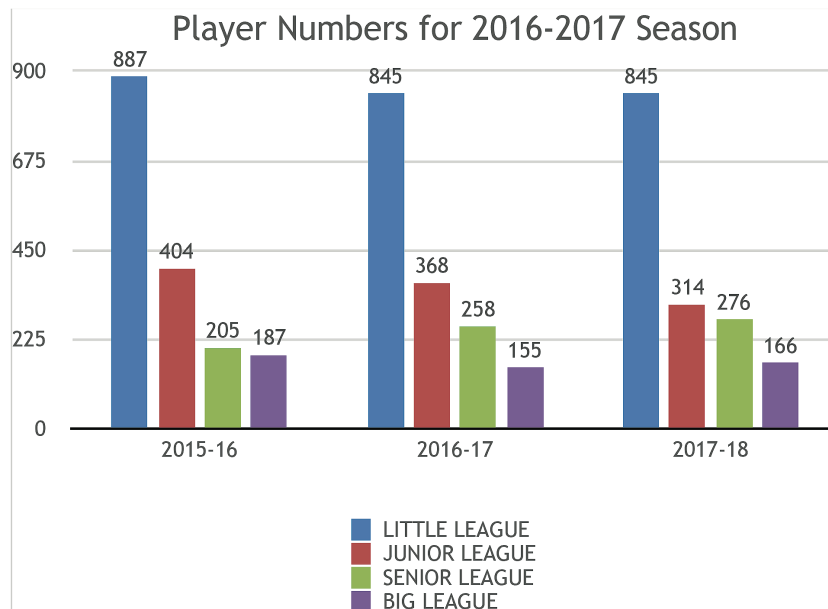
It is a pleasure that I present the report for the 2017-18 season.

Growth is continuing to grow at a steady pace in Minor leagues Machine Pitch grades. unior grades experience a decline of membership numbers.

Player Numbers for the past three seasons

Metropolitan & Regional	PLAYER NUMBER S 2017/18	PLAYER NUMBER S 2016/17	PLAYER NUMBER S 2015/16
LL Majors/PP/MP	845	845	887
Junior League / IL	314	368	404
Senior League	276	285	205
Big League	166	155	187

Of all the registered players, the competition broke down to:
 Little League Machine Pitch/Player Pitch & Majors: 69 teams
 Junior League/ Intermediate League: 32 teams
 Senior League: 20 teams
 Big League: 18 teams



Caroline Adamson
Little League Operations Support Manager



LITTLE LEAGUE STATE CHAMPIONSHPS 2017



LITTLE LEAGUE STATE CHAMPIONSHIP SHIELD

1	Northern Metros*
2	Central Firebirds*
3	Southern Hills Warriors*
4	Coastal Bay Sharks*
5	Swan Hills Aces*
6	Eastern Phantoms
7	Tiger Academy Orange
8	Southern Titans
9	Tiger Academy Black

1	Coastal Bay Sharks
2	Central Firebirds
3	Northern Metros Black
4	Southern Hills Warriors Green
5	Eastern Phantoms
6	Northern Metros White
7	Northern Metros Red
8	Swan Hills Aces

INTERMEDIATE STATE LEAGUE CHAMPIONSHIP MACHINE PITCH

1	Northern Metros*
2	Western Suns*
3	Western Comets

1	Carine Cats Blue
2	Kardinya Redsox
3	Carine Cats Black
4	Kalamunda Rangers
5	Willetton Wildcats
6	Rockingham Rams
7	Morley Eagles Red
8	Peel Mariners
9	Wanneroo Giants

LITTLE LEAGUE CLUB CHAMPIONSHIPS

Pool Winners

North of River: Wanneroo Giants

South of River: Willetton Wildcats

Grand Final Score by Innings	Runs
Wanneroo Giants	0 0 0 0 0 0 0
Willetton Green	0 0 2 0 0 3 5

FINAL STANDINGS

Gold: Willetton Green

Silver: Wanneroo Giants

Bronze: Roleystone

* Teams qualified for Nationals



PICTURED LEFT: Northern Metros IL team made history. They won the Nationals and transferred to Australia to qualify and gain entry into the Intermediate League World Series.



JUNIOR / SENIOR LEAGUE CHAMPIONSHIPS 2018



JUNIOR LEAGUE STATE CHAMPIONSHIPS / SENIOR LEAGUE STATE CHAMPIONSHIPS

TROPHY WINNERS

MOST VALUABLE PLAYER
Maddux Stivey

BATTING AVERAGE .778%
Riley Franklin

- ALL STAR TEAM**
 Jake Archer
 Max Chipper
 Ben Ferencakovic
 Evan Forrest
 Riley Franklin
 Caleb Goodwin
 Cameron Landy
 Elijah Hewett
 Ben Randall
 Tyrell Stewart
 Maddux Stivey
 Yuta Uemoto

TROPHY WINNERS

MOST VALUABLE PLAYER
Michael Albertini

BATTING AVERAGE .778%
Michael Albertini

- ALL STAR TEAM**
 Michael Albertini
 Bailey-Jay Cooke
 Joshua Dass
 Andrew Hurrelbrink
 Joshua Paull
 Lewis Rigden
 Adam Satie
 Michael Albertini
 Bradley Tate
 Corey Tisdell
 Ben Warrington
 Michael West

JUNIOR LEAGUE CLUB CHAMPIONSHIPS / SENIOR LEAGUE CLUB CHAMPIONSHIPS

Grand Final Score by Innings	Runs
Carine Cats 0 1 0 0 1 0	2
Swan Districts 0 1 4 4 0 3	9

Grand Final Score by Innings	Runs
Swan Districts 1 2 3 0 2 0	8
Vic Park/Belmont 0 0 0 0 0 6	6

JUNIOR STATE LEAGUE CHAMPIONS SENIOR LEAGUE MACHINE PITCH

1	Swan Hills Aces*
2	Central Firebirds*
3	Northern Metros*
4	Eastern Phantoms
5	Tiger Academy Orange
6	Southern Hills Warriors
7	Tiger Academy Black

1	Western Suns*
2	Tiger Academy White
3	Tiger Academy Black
4	Western Meteors*
5	Tiger academy Orange

* Teams qualified for Nationals



JUNIOR LEAGUE STATE CHAMPIONSHIP TEAM 2018

- TAB Jake Archer, Evan Forrest
- SwH Max Chipper, Ben Ferencakovic, Elijah Hewett, Maddux Stivey
- E Riley Franklin, Ben Randall, Tyrell Stewart, Yuta Uemoto
- C Caleb Goodwin
- N Cameron Landy

Batting Champion: Riley Franklin – 0.700
 MVP: Maddux Stivey



Overseas Tours

U15 BASEBALL WORLD CUP

FOUR WA BOYS NAMED IN WORLD CUP SQUAD

Max Chipper
Bailey-Jay
Tye Kazmier
and Maddux
will repre
Australia
Under 15 Ba
World Cup

By Edward Ni
Perth Heat

FOR THE TITLE OF WORLD CHAMPION

WBSC U-15 BASEBALL WORLD CUP PANAMA 2018
10 - 19 AUG
DAVID (PROV. CHIRIQUÍ)
CHITRÉ (PROV. HERRERA)

OPENING ROUND
10-14 AUGUST

GROUP A

- PANAMA No. 14
- USA No. 1
- Cuba No. 6
- SPAIN No. 19
- Dominican No. 21
- China No. 22

GROUP B

- JAPAN No. 2
- Cuba No. 4
- Australia No. 8
- NETHERLANDS No. 9
- INDONESIA No. 12
- SOUTH AFRICA No. 26

SUPER ROUND
16-18 AUGUST

GROUP A

- A1 VS A2
- A2 VS A3
- A1 VS A3

GROUP B

- B1 VS B2
- B2 VS B3
- B1 VS B3

FINALS
19 AUGUST

WORLD CHAMPIONSHIP GAME
SRD1 VS SRD2
ESTADIO KENNY SERRACÍN

BRONZE MEDAL GAME
SRD3 VS SRD4
ESTADIO KENNY SERRACÍN

WORLD CHAMPION 1ST

SILVER MEDAL 2ND

BRONZE MEDAL 3RD

WBSC.ORG @WBSC #U15WorldCup

Australia have named their 20-man roster for the Under 15 Baseball World Cup in Panama, with four West Australians included.

Max Chipper (Swan Districts), Bailey-Jay Cooke (Swan Districts), Tye Kazmierowski (Braves) and Maddux (Sydney Stars) have been selected in Andy Kyle's squad after impressing during a recent six-day camp in Blacktown.

Fellow WA player Elijah Hewett was one of 15 under-15 players selected in the squad, with Kyle saying the level of Australian talent is on the rise. "I think as a group the depth is probably a lot better than we saw two or three years ago," he said.

"We've got some good athletes this time around and

hopefully that's continuing moving forward."

The Perth Heat Manager says the camp in Blacktown helped him in making some tough team selections.

"The overall quality of the squad was excellent, and the coaching group were challenged throughout the selection process," he said.

After missing the 2016 World Cup, Kyle says his side are focussed on improvement this year.

"We are excited to begin our World Cup campaign against Japan, and look forward to improving on our 2016 performance," he said.

"Realistically, if we can get through to the second round, I think that's a big result for U15's and where

we're at as a nation - I think our goal is to make that super round."

The former fielder will prioritise team development over results during the tournament, however.

"At the end of the day it's not always about wins and losses, it's about how we compete and how we get better each day," he said.

Australia open their tournament against Japan on August 10, before playing the Netherlands, Cuba, Dominican Republic and South Africa in Pool B.





Overseas Tours EMERALDS BASEBALL



FOUR WA STARS NAMED IN WORLD CUP ROSTER

Morgan Doty, Chelsea Forkin, Natalie House and Kaila Borgomastro have been selected in the Emeralds' World Cup Squad.

By Edward Nixon / Perth Herald

Baseball Australia have named four Western Australian players in the Emeralds' 20-woman squad for the upcoming 2018 Women's World Cup in Florida.

Outfielders Morgan Doty and Chelsea Forkin, and catcher Kaila Borgomastro during the 10-day tournament between 22-31 August.

The quartet impressed Manager Simone Wearne enough to warrant selection during the recent Bendigo Challenge against Japan earlier this month.

Wearne used the series to slim her squad of 39 down to 20 and says playing against the No.1 ranked Japanese side was a great test for her players.

"The Bendigo Challenge was a fantastic event," she said.

"We were able to see the most talented women's players in the country step up against Japan, and also in some very competitive intra-squad games." With the likes of WA's Bec Torpy, Erin Fox, Caitlin Gordon and Meaghan Haggart missing out on selection, Wearne admits she had some tough decisions to make.

"The depth of players in attendance made it very difficult to select our 20-player squad," she said.

"Although it was a hard task to cut the squad in half, it really does prove that women's baseball is in a great position in this country."

The tournament will be extra special for Victorian Shae Lillywhite, who will make history by becoming the only Australian to appear in eight Baseball World Cups.

She made her World Cup debut in 2004 and has since played in the 2006, 2008, 2010, 2012, 2014 and 2016 editions.



Overseas Tours PRO-LEAGUE

Along with the National Youth Championship and Little League International tournament pathways, the BWA Pro-League completes the trio of critical Talent ID team-based programs. With any 16 yo being eligible to be drafted having been selected for their Senior League charter team or failing that the Tiger Academy team that competes at SLSC, all players can put their name forward to be identified and selected by one of the high performance and qualified teams assembled in Australia. This is a program all 16 year olds should make a priority. The program also serves as the tournament pathway for U19 players to replace Big League.

STAFF:

ADMIN / PLANNING: David Hayes, Dean White

DRAGONS

PLAYING ROSTER			2018 - FINAL																									
Uniform #			G	P	A	B	H	R	R	B	B	Bat %	S	W	L	S	I	P	H	E	R	B	B	S	O	E	R	A
1	Paull, Josh	VP	8	1	9	4	0	2	0	.211								2	5	2	0	2	9	0	0			
3	Paull, Tyler	SP	1	3	2	9	7	0	4	.241	1	0	2	8				12	9	2	6	9	8	8				
4	Cornish, Scott	SP	3	6	2	0	1	0	.333																			
5	Hopkins-Treloar, Dylan	SP	1	1	2	8	4	0	1	.143								2	2	1	1	3	4	5	0			
7	Hatcher, Todd	BR	7	1	0	1	0	1	.100	0	2							1	4	4	3	9	2	1	1			
12	Olesen, Liam	WI	1	5	3	4	5	0	0	.147	0	1						4	7	8	6	3	1	7	1			
14	Walsh, Dylan	SP	1	6	3	5	2	1	8	.343	2	0						9	13	2	8	1	1	1				
15	Hutchins, Jarred	VP	1	2	3	3	8	1	9	.242	2	1						9	18	6	1	1	1	1	5			
21	Armstrong, Jason	VP	1	1	2	4	4	0	5	.167	0	3						1	0	1	2	6	9	1	2	5		
27	Bos, Hudson	MO	1	4	3	0	1	0	0	.033	0	0	1					5	17	7	5	2	1	2				
27	Waite, Lachie	MO	2	3	0	0	0	0	.000	0	2							1	9	0	8	2	2	3				
32	Brear, Lachlan	MO	1	6	3	8	4	1	1	.368								2	12	3	1	6	1	2				
57	Nikolic, Philip	BR	9	1	4	1	0	1	.071	0	2							2	23	8	1	4	2	3				
99	Date, Jaxon	BR	1	5	3	5	0	3	.152																			

PROGRAM CONTENT AND DELIVERY:

Sixteen 23 (Tim Kennelly, Luke Hughes)

COACHES: Red Drew, Peter Torpy, Mitch Williams, Eric Grabe, Robbie Wells, Mike Burgermeister

SCOUTS: Jason Hewitt, Brendan Sing, Adam Courcha, Travis MacDonald



WOLVES

PLAYER ROSTER		2018 - FINAL																														
Uniform #	m #		G	P	A	B	H	R	R	B	B	Bat %	G	S	W	L	S	I	P	H	E	R	B	B	S	O	E	R	A			
1	Armstrong, Byron	WN	1	12	9	6	2	30	207	001	5	2	1	8	6	1															80	
2	Russon, Richard	VP																														
5	Schofield, Mitchell	SD	1	33	41	0	1	70	294		0	20	0	2	0	0															00	
8	Murray, Lachlan	SD	1	12	9	4	0	30	138																							
9	Molloy, Brock	RO	1	43	25	1	30	156	31	12	3	12	1	0	1	0	1	0	1	83	13										88	
11	Smedley, Jake	GO	1	22	6	7	0	30	269																							
12	Torpy, Rebecca	VP	9	24	5	0	50	208	21	1	5	0	3	1	4	1															80	
13	Smith, Jordan	WN	3	7	2	0	10	286	001	2	1	2	3	2	9																00	
14	Fraser-Easton, Ewan	KA	9	19	2	1	20	105																								
17	Houston, Luke	GO	1	63	61	2	0	40	333	21	1	8	9	9	8	1	7	4													50	
18	Nicholas, Cody	MO	1	54	0	4	0	30	100	01	0	20	1	4	1	4															00	
22	Wright, Jett	BR																														
50	McKinnon, Lachlan	BR	1	42	9	5	0	00	172	12	1	1	9	21	31	42	3	6													16	
55	Villamar, Hezron	MO	8	17	4	0	30	235																								
66	Oosthuizen, Gus	BR	1	33	16	2	30	194	02	11	0	12	1	2	8	7	1	0													59	
96	Turner-Hames, Jayden	WE																														



LIONS

PLAYER ROSTER		2018 - FINAL																														
Uniform #	m #		G	P	A	B	H	R	R	B	B	Bat %	G	S	W	L	S	I	P	H	E	R	B	B	S	O	E	R	A			
2	Greenham, Josh	VP	1	53	11	0	5	170	323																							
3	Wright-Pihama, Tama	WN	9	23	7	0	40	304																								
6	Hall, Kieren	SP	1	53	7	6	1	80	162	21	3	1	3	9	4	1	11	6													77	
7	Field, Mitchell	RO	1	21	9	7	0	40	368	11	1	5	3	3	2	9															80	
8	Stephenson, Daniel	WN	1	12	9	5	0	30	172																							
9	Ballantine, Lachlan	SP	1	52	5	6	0	30	240																							
11	Hayes, Brannon	WN	9	18	3	0	00	167																								
12	Gordon, Caitlin	VP	5	6	0	0	00	000	20	6	12	31	0	6	4	4															52	
13	John, Lucas	SP	5	10	2	0	10	202	03	11	1	7	1	31	0	61	0															54
17	Pelkonen, Raleigh	MO	1	52	4	3	0	30	125	31	2	0	2	3	1	0	3	9														34
19	Southee, Lochlan	WN	1	43	7	0	1	80	270	20	3	2	31	2	2	3	3	0														78
22	Haggart, Meaghan	BR	4	6	0	0	00	000																								
27	Deal, Caiden	MO	1	02	3	5	0	10	217	00	7	2	3	3	1	3																75
42	Gomes, Bryce	VP	1	42	4	3	0	40	125	10	1	3	13	1	2	12																90
58	MacBeth, Julian	MO	1	42	3	3	0	10	130																							
65	Albertini, Michael	WI	1	12	1	2	0	20	095																							00

RAVENS

PLAYING ROSTER			2018 - FINAL																								
Uniform #			GP	AB	H	R	R	B	B	Bat %	CS	W	L	S	I	P	H	E	R	B	B	S	O	E	R	A	
1	Drew, Ben	WI	1	23	3	2	1	9	0	.364																	
2	Sherriff, William	SP	6	12	1	0	0	0	0	.083	2	0	2	7	2	3	4	1	3								
5	Moore, Liam	MO																									
7	Hagan, Austin	VP	7	16	2	0	0	0	0	.125	1	0	7	3	2	6	1	2									
8	Barnes, Ashley	MO	1	23	3	0	2	7	0	.303																	
11	Ranford, Joseph	SP	8	11	2	0	2	0	0	.182	2	0	1	5	4	6	2	5	2	3							
12	Brice, Frazer	WN	1	23	11	1	0	5	0	.355	5	2	0	2	1	1	0	0	7	3							
13	Borgomastro, Kaila	BR	1	13	1	8	0	2	0	.258																	
15	Nicoletto, Cayden	RO	1	64	9	7	3	9	0	.347	0	1	8	1	6	5	9	1	6								
16	Tisdell, Corey	WN	1	33	3	3	0	1	0	.091	0	2	3	6	7	4	3	2									
17	Stivey, Maddux	SD	9	27	9	3	7	0	0	.333					1	0	0	0	10								
21	Bowins, Jack	MO	In : ; r < =																								
24	Binder, Broadee	BR	1	22	5	6	2	5	0	.240	3	1	2	11	5	1	4	1	7	2							
25	Fox, Erin	none	7	12	3	0	6	0	0	.250																	
37	Rigden, Lewis	BR	1	64	0	8	1	6	0	.200																	
51	Uchino, Max	BR	4	7	1	0	0	0	0	.143	0	0	3	5	1	2	1	3	2	3							
66	Deacon, Ben	BR	1	33	2	3	0	3	0	.094	1	2	7	1	1	9	1	0	5	1							

) * + , - . / 0 1 2 3 1 * 2 3 1 4 - 5 0 2 6 0 7 - * * 8 9 0 2 6 5 2 : + 4 - / 0 2 6 0 ; 2 6 + * 0 , - + . 0 8 ; 0 - * 2 3



Australian Baseball

ALCOHOL.THINK AGAIN

PERTH HEAT

RESULTS, STANDINGS AND REPORTS





Perth Heat

HEAT SEASON STATISTICS

2017-18 ABL Season Statistics

Individual Stats (Batting) (click column headers to sort)

Player	POS	G	AB	R	H	2B	3B	HR	RBI	TB	BB	SO	SB	CS	OBP	SLG	AVG	OPS	E
Michael Brosseau	2B	25	96	25	41	11	0	6	32	70	12	12	6	0	.496	.729	.427	1.225	6
Matt Kennelly	C	5	12	2	5	1	0	0	4	6	3	2	1	0	.533	.500	.417	1.033	0
Jake Fraley	CF	40	169	50	61	13	1	13	39	115	27	26	39	5	.449	.680	.361	1.130	1
Tim Kennelly	DH	31	133	36	45	7	0	5	25	67	13	17	5	1	.393	.504	.338	.897	6
Robbie Glendinning	SS	21	87	22	29	6	0	3	17	44	10	26	4	0	.408	.506	.333	.914	6
Zacrey Law	C	13	45	10	15	7	0	3	11	31	3	10	2	1	.434	.689	.333	1.123	0
Luke Hughes	2B	40	150	48	49	11	0	13	37	99	32	38	2	0	.460	.660	.327	1.120	2
Jess Williams	SS	34	129	22	40	6	1	3	34	57	7	31	3	2	.338	.442	.310	.780	12
Ulrich Bojarski	OF	33	114	27	35	9	2	5	23	63	10	31	1	0	.367	.553	.307	.920	7
Alex Hall	C	36	124	23	35	6	0	6	27	59	17	33	0	0	.371	.476	.282	.846	3
Matt Dixon	2B	12	32	5	9	1	0	1	5	13	5	8	0	0	.378	.406	.281	.785	5
Garrett Whitley	LF	40	155	31	41	9	2	8	32	78	30	44	3	6	.384	.503	.265	.887	0
Michael Hart	C	11	36	8	8	0	0	1	5	11	5	14	2	0	.378	.306	.222	.683	3
Jake Turnbull	1B	19	51	8	10	1	0	1	6	14	7	20	0	0	.317	.275	.196	.591	1
Ryan Kift	OF	20	50	9	9	1	1	2	5	18	3	17	2	1	.226	.360	.180	.586	2
Adam Courcha	3B	6	17	2	2	1	0	0	1	3	1	3	0	0	.167	.176	.118	.343	2
Dawson Summers	2B	1	1	0	0	0	0	0	0	0	0	0	0	0	.000	.000	.000	.000	0

Individual Stats (Pitching) (click column headers to sort)

Player	W	L	ERA	G	GS	CG	SHO	SV	IP	H	R	ER	HR	HB	BB	SO	WHIP	HLD	GF
Alex Boshers	1	6	3.97	12	10	0	0	0	56.2	67	33	25	8	2	12	52	1.39	0	2
Kyle Simon	5	2	5.72	10	9	0	0	0	50.1	64	39	32	8	3	18	38	1.63	0	1
Nick Veale	2	1	5.18	10	9	0	0	0	41.2	43	30	24	9	2	29	34	1.73	1	0
Daniel Schmidt	2	2	6.49	15	3	0	0	0	34.2	52	34	25	9	0	10	31	1.79	0	2
Tom Bailey	3	0	7.20	6	5	0	0	0	25.0	26	21	20	4	1	16	24	1.68	0	1
Cameron Lamb	3	1	3.13	17	0	0	0	6	23.0	18	9	8	4	2	8	17	1.13	1	13
Scott Mitchinson	3	1	6.98	12	0	0	0	0	19.1	22	16	15	8	3	8	34	1.55	1	1
Matt Kennelly	0	1	0.47	4	2	0	0	1	19.0	14	5	1	2	0	1	16	0.79	0	1
Dylan Thompson	2	0	7.47	8	1	0	0	1	15.2	28	17	13	3	0	4	19	2.04	0	1
Jake Bowey	0	0	7.90	12	0	0	0	0	13.2	17	18	12	2	1	10	12	1.98	2	2
Joe Van Meter	3	0	4.63	7	0	0	0	0	11.2	11	7	6	3	0	5	12	1.37	1	0
Jett Wright	0	0	12.00	5	0	0	0	0	6.0	9	8	8	1	0	5	7	2.33	1	4
Nick Kennedy	2	0	3.18	5	0	0	0	0	5.2	7	3	2	1	0	0	3	1.24	0	2
Adam Millson	0	0	19.29	3	1	0	0	0	4.2	13	15	10	5	1	6	4	4.07	0	1
Warwick Saupold	0	0	0.00	4	0	0	0	2	3.2	3	0	0	0	0	0	3	0.82	1	3
Benn Grice	0	0	0.00	2	0	0	0	2	3.1	2	0	0	0	0	1	1	0.90	0	2
Bo Hellquist	0	0	7.71	1	0	0	0	0	2.1	4	2	2	0	0	1	0	2.14	0	0
Brad Williams	0	0	7.71	3	0	0	0	0	2.1	3	2	2	1	0	4	2	3.00	0	1
Lachlan Southee	0	0	5.40	2	0	0	0	0	1.2	1	1	1	0	0	2	0	1.80	0	2
David John	0	0	9.00	1	0	0	0	0	1.0	1	1	1	0	0	1	1	2.00	0	0
Matt Dixon	0	0	0.00	1	0	0	0	0	1.0	0	0	0	0	0	1	2	1.00	0	1
Travis McDonald	0	0	18.00	3	0	0	0	0	1.0	2	3	2	0	0	6	1	8.00	1	0

Australian League: Team Stats (Batting) (click column headers to sort)

Team	G	AB	R	H	2B	3B	HR	RBI	TB	BB	SO	SB	CS	OBP	SLG	AVG	OPS
Perth	40	1424	334	440	92	7	72	307	762	187	337	70	16	.396	.535	.309	.931
Brisbane	39	1307	312	403	78	6	96	297	781	141	303	35	14	.376	.598	.308	.974
Canberra	39	1365	289	407	94	8	66	269	715	150	318	26	13	.373	.524	.298	.897
Sydney	40	1374	232	401	89	7	36	211	612	127	325	10	13	.358	.445	.292	.803
Melbourne	40	1334	202	357	60	5	63	190	616	132	338	34	13	.343	.462	.268	.804
Adelaide	40	1328	181	335	63	2	46	167	540	112	378	8	11	.317	.407	.252	.723

Australian League: Team Stats (Pitching) (click column headers to sort)

Team	W	L	ERA	G	CG	SHO	SV	IP	H	R	ER	HR	HB	BB	SO	WHIP	HLD	GF
Perth	26	14	5.45	40	0	1	12	343.1	407	264	208	68	15	148	313	1.62	9	40
Canberra	24	15	5.41	39	2	4	6	337.2	358	237	203	58	20	152	335	1.51	6	36
Melbourne	17	23	6.72	40	2	3	9	334.2	407	285	250	69	28	157	384	1.69	11	38
Adelaide	11	29	6.42	40	1	1	6	333.2	396	279	238	62	18	134	324	1.59	3	39
Sydney	13	27	7.01	40	1	0	5	332.2	432	300	259	65	20	144	274	1.73	5	39
Brisbane	28	11	4.56	39	3	2	9	320.0	343	185	162	57	21	114	369	1.43	11	36





Perth Heat CEO COMMERCIAL



This has been another fantastic season for the Perth Heat and we would like to thank our major partners and our fans for all their support in growing Baseball in WA.

Firstly to the 'thank you's', being a small yet effective and efficient organization allows the opportunity to single out our key drivers. To Michael Evensen, Mitch Williams, Rod Drew, Andy Kyle, Dean White, Ed Nixon, Paul Morgan and Dan Vaughan, thank you from the bottom of my heart. The tireless work behind the scenes for little reward cannot be appreciated highly enough and has kept this organization performing at its peak through many ups and downs, twists and changes. Additionally, this could not have been a successful season without the effort of our volunteers and casual staff, your flexibility and delivery on projects has again been fantastic, thank you.

The overall reach of the Perth Heat this season has improved due to an increase in game attendance, online viewership on ABL.TV and media exposure. With the Perth Heat finishing second in the league after the regular season and making the semi-final we are also expecting an increase in attendance

and exposure of the 2018/19 season on the back of some great on field performances.

We are always looking for ways to increase the reach of the Perth Heat both in the community, commercially and internationally and we are already looking forward to expanding this next season.

We also welcomed a new partnership with the Tampa Bay Rays who have identified the Perth Heat and Baseball WA High Performance as an outstanding training environment for their top prospect players and coaches. We look forward to developing this partnership into future years both on and off the field. I would like to thank Patrick Walters, Jeff McLerran and Mitch Lukevics who have been instrumental at the Rays and for their hospitality this past Spring Training to facilitate Heat staff in Florida.

The 2018/19 season and beyond will see a very different Perth Heat. New ownership will be in place in a shake up of the Australian Baseball League allowing private ownership to invest capital into the team to grow the brand and the game in each state. We are very fortunate here in Perth to have the caliber of people investing who see the greater baseball vision and return the Heat to the number 1 team on and off the field in Australia but also to expand its relationships in Asia and the US.

On behalf of the entire team at the Perth Heat we would like to thank Healthway for their support for our team, our staff, and our fans. We're looking forward to another season promoting the Alcohol. Think Again message.

Yours Sincerely,

Lachlan Dale
Chief Executive Officer
Alcohol. Think Again Perth Heat



Perth Heat

HEAT MANAGER REPORT



RECORD: 26-14. Lost to Canberra in Preliminary Final 2 games to 1.

STAFF

Pitching Coach- Steve Fish
3rd Base Coach- Craig Albernaz
Hitting Coach- Luke Hughes
1B Coach (Home)- Don Kyle
E0/ S&C- Johnny Ogilvie
Bench Coach (Home)- Mark Pettit

I would like to thank the Perth Heat for the opportunity to manage in the 2017/18 season. The on field staff were exceptional and brought a wealth of knowledge, support and information to the team, which was positive and provided a unified group. I would also like to thank the office staff for their consistent communication and support, Rich Daly and Diamond Fitness for the use of their facility and the S&C component, and the broadcast team led by Dan Vaughn for their efforts in promotion and reports.

PRESEASON

I believe the group had a satisfactory preparation, which is always restricted due to imports and

professional players returning from seasons and camps. Regardless, the local playing group had solid time on field and the use of games against local US and State League players, as well as the Greg Jelks/ Alumni game was sufficient.

SEASON PERFORMANCE

The onfield performance was extremely positive, backed up by 26 wins. We were able to play an exciting brand of baseball. It was a rounded mix of veteran players and the next wave of youth. It was a focus to provide a foundation for these young players in Williams, Hall, Glendinning and Bojarski to gain valuable playing time, and was a bonus to have the likes of Kennelly and Hughes to guide them and also put up big numbers themselves. It was an exciting offensive lineup that was capable of scoring runs in many ways.

The surprise and key part of our success was the bullpen. Ultimately we were unsure leading into the season and our closer Benn Grice was injured early. Lamb took over the role and had a fantastic season, winning the reliever of the year award. We struggled for some consistency out of our starting rotation, which except for Brisbane is an issue across the country. Tom Bailey also suffered a labrum injury which put him on the DL in January and required after season surgery.

FINALS

We were able to play a quality finals series, winning game one against Canberra but fell short in games 2 and 3. Overall Canberra capitalized on some key errors and proved to be deep in their pitching rotation. It provided experience and context for our playing group, whom enjoyed being back in playoff games and especially in front of a home crowd.

AWARD WINNERS

Jess Williams- Rookie of the Year
Cameron Lamb- Reliever of the Year
Jake Fraley- MVP, Helms award winner

IMPORTS

We were fortunate to begin what we hope to be a very long and healthy relationship with the Tampa Bay Rays. The playing group they sent were simply "professional". They bought in to the team

culture, were really good team mates, worked hard, respected the game and the results on the field spoke for themselves. It was disappointing losing Zac at the half, and when Brosseau broke his hand and Fraley left before playoffs due to personal reasons it certainly left a dent in playing personnel. We hope to continue and build on the relationship that was developed this season.

Craig Albernaz came out as a coach and was a great asset to the organisation. He was an effective communicator, helped out with optional work and provided a wealth of knowledge and information for myself and the team. We would love to see him back out here or continue getting staff of this quality in the future.

The Independent ball imports were also good quality and provided stability to the pitching staff. These guys got better as the season went on, probably if anything were not quite game ready when they arrived, something to be mindful of next season. They fit in to the program and were a positive influence.

FACILITIES & RESOURCES:

- n The playing field was below average and at times embarrassing to practice/play on. We have quality professional and Australian

representatives and we need to provide a better surface for these athletes. The CF cages were handy for taking BP and extra work but the netting had holes everywhere, which got progressively worse over time.

- n Unfortunately the hack attack pitching machine did not arrive for the season. I'm looking forward to being able to use the machine for the hitters and position players moving into next year. The organisation would benefit from having another machine in the future.
- n Baseballs and bats were sufficient in quantity.
- n Tuesday evenings practice- I have put forward that we need to have access to the facility on Tuesday nights to ourselves. We had to rush through practice to make sure we were off the field for the masters competition. The playing group need this evening to prepare adequately and would be better suited to starting a little later and finishing when needed.

Again thank you to everyone involved to make the 2017/18 season a very positive experience. I believe it was a successful year and we look forward to growing the game in Perth and Australia into the future.

*Andy Kyle
Manager, Perth Heat*





Perth Heat PERTH HEAT NEW OWNERS



Eileen Bond among new Perth Heat owners

Rhianna Mitchell and Bridget Lacy *The West Australian*

Saturday, 11 August 2018 12:00PM

A wealthy WA businessman and a former wife of the late Alan Bond have emerged as the surprise new owners of the Perth Heat baseball team.

Eileen Bond and Rory Vassallo, who are part of a consortium including broadcaster Christian Galopoulous, have taken inspiration from the resurgent Perth Wildcats, and hope to capitalise on a new international format for the Australian Baseball League starting this summer to increase the game's popularity.

Mr Vassallo made his fortune through a portfolio of childcare centres he sold in 2014 before moving into childcare-centre construction.

He is a director at the South Fremantle Football Club, where Mrs Bond is the number one ticketholder.

Mr Vassallo, who will be the Heat's interim chairman, said baseball had been undervalued in WA.

"We've invested enough capital for at least five years," he said. "There's so much scope.

"We're across the whole history and we know what's ahead of us."

Mrs Bond, who recalled attending her first major league baseball game with America's Cup winner and TV mogul Ted Turner, said it did not take much convincing to get her onboard.

In a major shift in the ABL this summer, teams from South Korea and New Zealand will join the competition.

Baseball WA chief executive Lachlan Dale said the aim was to "bring it back into the forefront of that sort of water-cooler, sporting landscape-type conversation again, like it probably was in the 90s".

The team averages 1600 spectators a game but Mr Dale expected that to increase.

"We'll be quite active in the international market to secure some big names and big players with major league baseball experience," he said.

"Baseball is a great summer sport played under lights in a family fun atmosphere, we are confident that the revamp of the ABL competition will lead to much stronger support and greater commercial success."

The Perth Heat has taken out the ABL's Claxton Shield Championship 15 times, making it one of the most successful teams in the league.

He hoped a multimillion-dollar investment in the Thornlie headquarters would help the State bid to host the Olympic qualifiers in February 2020.



Perth Heat NEW PERTH HEAT GM



Nelkovski confirmed as new Heat GM The Alcohol.Think Again Perth Heat are pleased to announce Steven Nelkovski as the team's new General Manager

By Perth Heat Media / Perth Heat

The Alcohol. Think Again Perth Heat are delighted to announce the appointment of Steven Nelkovski as its new General Manager.

Nelkovski, 41, has strong media and marketing connections having spent more than a decade with Channel 7 followed by roles with Fox Sports and Perth Glory.

Perth Heat Chairman Rory Vassallo said: "We are thrilled to have Steven on board.

"Steven is a highly connected professional with strong commercial and corporate networks.

"His vision for Perth Heat is shared by our new owners and we are confident he'll be an asset as we aim to take the Heat back to the top of the ABL."

Nelkovski will commence his new role next week, determined to bring fans back to the ballpark.

"Perth Heat is an iconic sports brand in WA with a rich history of success.

"Speaking to people, so many have been to a game over the years and share wonderful memories. One of our goals is to re-connect with all these fans and families.

"It's an exciting time in Australian baseball with an expanded national competition that is now international with franchises from New Zealand and South Korea. These commercial opportunities will present great opportunities to grow our brand to a global market."

Baseball WA Chief Executive Lachlan Dale will remain on board in an on-field baseball operations capacity alongside Manager Andy Kyle.

Perth Heat commence this season's ABL championship with a home series against one of the league's new teams the Auckland Tuatara from November 15-18.



Perth Heat NYY AND GRAEME LLOYD



Lloyd was used exclusively as a relief pitcher during his ten years in the major leagues, ending his career with 30 wins against 36 losses, 17 saves, and 97 holds.

At his peak, Lloyd threw a sinking fastball that reached 90 miles (140 km) per hour and a slider. Later in his career, he added a palmball to his repertoire.

For much of his career, he was used as a left-handed specialist. This type of pitcher is used against an opposing team's star left-handed hitter(s) late in a game. Lloyd excelled in this role for the New York Yankees in 1998 when he posted a career-best 1.67 ERA. This effectiveness led to the Toronto Blue Jays demanding Lloyd be included in a package anchored by starting pitcher David Wells when the Yankees traded for Toronto starting pitcher Roger Clemens.

Lloyd became the first Australian-born baseball player to win a World Series in 1996 while playing for the New York Yankees who defeated the Atlanta Braves in a six-game series. Lloyd was awarded the win for Game 4 of the series, replacing Mariano Rivera in the 9th inning and forcing the left-handed batsman Fred McGriff into a double play.

Lloyd became a two time World Series champion for the Yankees in 1998, defeating the San Diego Padres. Lloyd is still the only Australian-born baseball player to have won a World Series.

Lloyd missed the entire 2000 season while recovering from arthroscopic surgery. In 2001, he received the Tony Conigliaro Award, a national recognition instituted in 1990 by the Boston Red Sox to honor the memory of the late Tony Conigliaro, given annually to a Major League Baseball (MLB) player who best "overcomes an obstacle and adversity through the attributes of spirit, determination, and courage that were trademarks of Conigliaro."

INTERNATIONAL CAREER

Lloyd represented his native Australia at the Olympic Games in Athens in 2004. His teammate Dave Nilsson had made history with him ten years earlier, when, on 13 April 1994, the men formed the first all-Australian battery in an MLB game.

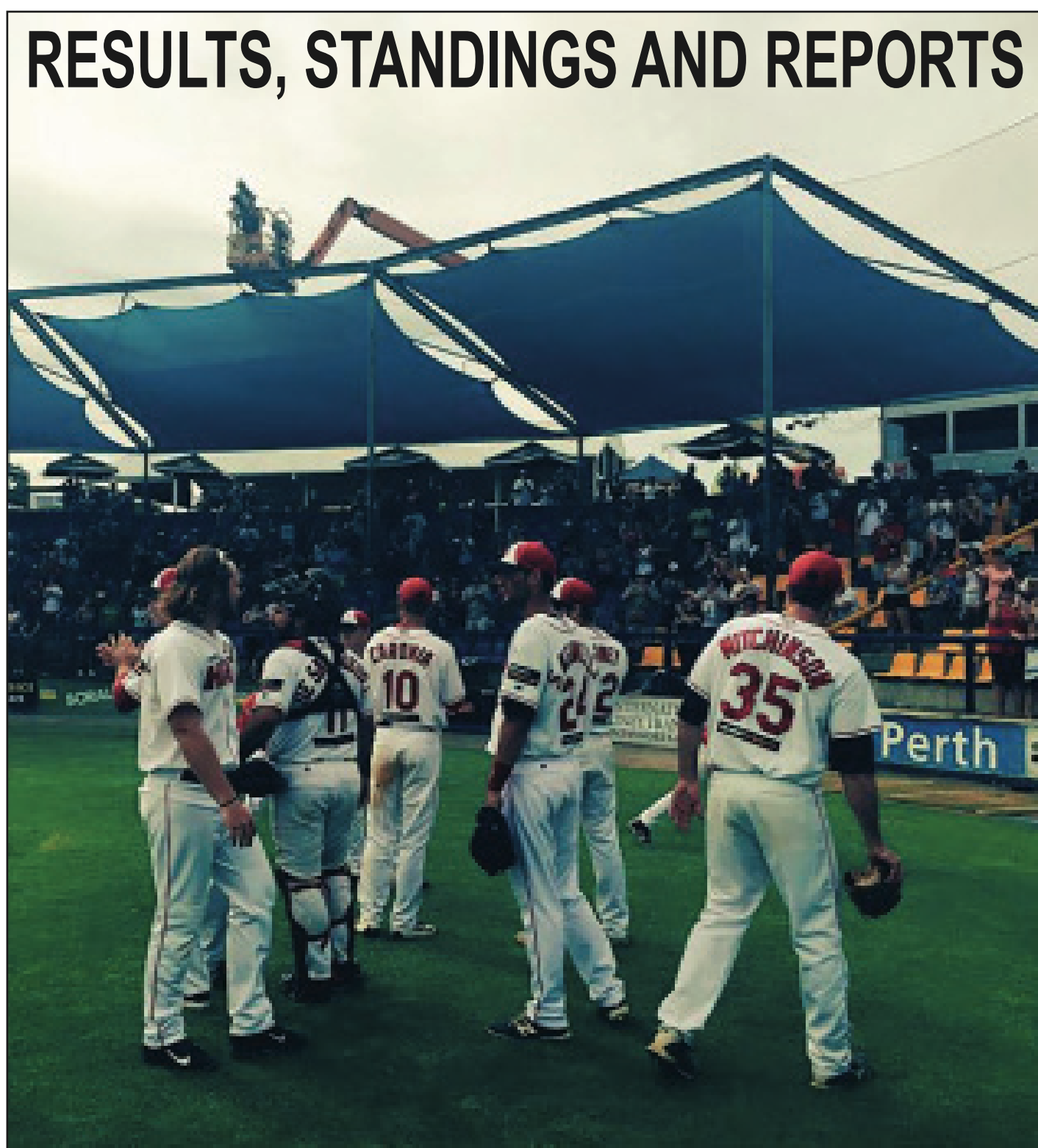
PICTURED ABOVE: Graeme Lloyd at the 20th Anniversary of the 1998 World Series celebrations.



Baseball WA Ltd

WA STATE HEAT

RESULTS, STANDINGS AND REPORTS



WA State HEAT Under 16s 2018 National Championship

Coaches Report

TRIALS

These commenced at the start of September, at Barbagallo Ballpark and were well presented with about 50 players attending. The ability to utilize Barbagallo Ballpark was of great help for the selections and later on for team practice. The opportunity this gave the players and staff to perform at a high level was a key element in our states overall performance.

TEAM PRACTICE

Our practice sessions were held on Monday afternoons at Baseball Park in conjunction with our state 18's and was a great benefit to both our players and the staff. Players received quality instructions from all coaches and also the PERTH HEAT staff and players who attended on numerous occasions. We were able to simulate match conditions on a regular basis, utilize the dirt bullpens and maximize the hitting cages, enabling us to run a professional and well organized practice session. This also allowed more coaches to be involved in developing and preparing both teams.

The 16's also had a 2nd practice session on Saturday mornings at Baseball Park. These sessions were mainly our batting practice workouts and on occasions we would go over our team defences.

The Goodwill series was again a good warm up to the nationals and encourage BWA to continue with this series. It is a great for the staff, players and team to work on things and get game time as a unit against quality opposition.

Thank you to the Morley Eagles Baseball Club for hosting the event and allowing the state teams to prepare.

JANUARY CHAMPIONSHIPS

The championships were held at the Blacktown Baseball complex in Sydney, NSW in conjunction with the National 18's championships.

TEAM PERFORMANCE

The team finished with an overall 7 and 2, finishing with a Bronze South Australia in the Bronze medal game.

All players were outstanding throughout the entire tournament with players fulfilling the coaches. Stats for the tournament can be found on the Baseball Australia website if required.

Special mentions to Ben Drew (MVP), William Sherriff, Cayden Deal, Max Chipper, Tye Kazmierowski who all had outstanding tournaments and were our top 5 players voted by the coaches.

The coaches worked together very well to enable the players to perform and enjoy the experience of a national championships and representative teams. It is no surprise we continue to perform at a high standard and most times the envy of other state programs with the calibre and cohesion that our coaches perform together. Thank you to all the staff from the 16's for your extra contributions to the program.

ACCOMMODATION

The U16's team stayed 30 minutes Penrith at the West Sydney University. These were self-contained apartments with 5 players per room. Players were required to prepare their own breakfast with team dinners arranged by the coaching staff at nearby restaurants. Lunch each day was prepared and supplied by a Sydney club meats and salad roll, piece of fruit, a juice drink and a packet of crisps.

CLOSING

Congratulations to all players, staff, parents and anyone who was a part of the 2018 National Under16's Bronze medal winning WA team. The continued success of WA teams at National level over the last 17 years is the envy of every state in Australian.

*Rod Drew
Head Coach, Under 16s*

Game Results

Game date	Opposing team	Score	r-h-e	/	r-h-e	Inns	Overall	Under 16	Pitcher of record	Attend	Time
Jan 05, 2018	vs Aust Capital Territ	W <u>12-2</u>	12-5-4	/	2-3-2	5	1-0-0	1-0-0	None	0	1:29
Jan 06, 2018	vs New South Wales	<u>1-8</u> L	1-3-1	/	8-11-1	7	1-1-0	1-1-0	None	0	1:45
Jan 07, 2018	QUEENSLAND	W <u>3-2</u>	3-5-2	/	2-4-1	7	2-1-0	2-1-0	None	0	1:47
Jan 08, 2018	vs Victoria White	W <u>12-2</u>	12-11-3	/	2-6-5	7	3-1-0	3-1-0	None	0	2:25
Jan 08, 2018	vs Country NSW	<u>3-6</u> L	3-4-3	/	6-6-2	7	3-2-0	3-2-0	None	0	1:44
Jan 10, 2018	vs Victoria Blue	<u>2-4</u> L	2-4-0	/	4-9-0	7	3-3-0	3-3-0	None	0	1:44
Jan 10, 2018	at South Australia	W <u>8-1</u>	8-7-1	/	1-4-2	7	4-3-0	4-3-0	None	0	1:48
Jan 11, 2018	vs Victoria Blue	<u>3-4</u> L	3-5-3	/	4-7-2	7	4-4-0	4-4-0	None	0	2:13
Jan 12, 2018	vs New South Wales	<u>0-10</u> L	0-6-0	/	10-12-1	6	4-5-0	4-5-0	None	0	2:15
Jan 13, 2018	vs South Australia	W <u>8-1</u>	8-9-1	/	1-6-1	7	5-5-0	5-5-0	None	0	1:55
Jan 14, 2018	vs South Australia	W <u>7-3</u>	7-5-2	/	3-9-3	7	6-5-0	6-5-0	None	0	1:57

(All games Sorted by Fielding pct)

Player	c	po	a	e	fld%	dp	sba	csb	sba%	pb	cl
Drew,Ben	40	37	3	0	1.000	2	0	0	---	0	0
Hutchins,Jarred	33	31	2	0	1.000	1	2	0	1.000	0	0
HopkinsTreloar,Dylan	27	23	4	0	1.000	1	8	4	.667	0	0
Sherriff,William	26	22	4	0	1.000	0	3	1	.750	0	0
Chipper,Max	18	13	5	0	1.000	0	0	0	---	0	0
Stivey,Maddux	10	9	1	0	1.000	0	5	1	.833	1	0
Eissens,Calvin	8	6	2	0	1.000	1	0	0	---	0	0
Hewett,Elijah	8	6	2	0	1.000	0	1	0	1.000	0	0
Carter,Daniel	7	5	2	0	1.000	0	1	3	.250	0	0
Dowling,Carter	5	5	0	0	1.000	0	3	0	1.000	0	0
Cartwright,Ayden	26	8	17	1	.962	0	0	0	---	0	0
Stephenson,Daniel	21	16	4	1	.952	1	5	0	1.000	0	0
Bojarski,Dylan	10	4	5	1	.900	0	1	0	1.000	0	0
Paull,Josh	18	8	8	2	.889	3	2	0	1.000	0	0
Deal,Caiden	36	11	20	5	.861	2	1	1	.500	0	0
Kazmierowski,Tye	14	2	10	2	.857	1	3	0	1.000	0	0
Callaghan,Aaron	7	3	3	1	.857	0	0	0	---	0	0
Noel,Tyson	4	3	0	1	.750	0	1	0	1.000	0	0
Reimers,Tarrant	13	1	8	4	.692	0	0	0	---	0	0
Norvall,Jordan	6	3	1	2	.667	0	0	0	---	0	0
Totals	337	216	101	20	.941	4	18	5	.783	1	0
Opponents	321	210	91	20	.938	7	21	2	.913	0	0

(All games Sorted by Earned run avg)

Player	era	w-l	app-gs	cg	sho	sv	lp	h	r	er	bb	so	2b	3b	hr	ab	b/avg	wp	hbp	bk	sfa	sha
Reimers,Tarrant	0.00	0-0	2-0	0	0/0	0	2.0	0	0	0	1	2	0	0	0	6	.000	0	0	0	0	0
Eissens,Calvin	0.00	0-0	3-0	0	0/0	0	1.2	1	0	0	2	1	0	0	0	4	.250	2	0	0	0	0
Kazmierowski,Tye	1.00	0-0	3-0	0	0/0	0	9.0	8	1	1	2	3	2	0	0	34	.235	1	0	0	0	0
Carter,Daniel	2.19	0-0	4-2	0	0/0	0	12.1	8	3	3	3	8	0	0	0	42	.190	1	0	0	0	1
Hutchins,Jarred	2.84	0-0	2-2	0	0/0	0	6.1	7	4	2	4	1	2	0	0	25	.280	0	0	0	0	0
Sherriff,William	3.00	0-0	3-3	0	0/0	0	12.0	9	4	4	5	12	1	0	0	43	.209	0	1	0	0	1
Paull,Josh	3.18	0-0	2-0	0	0/0	0	5.2	6	2	2	0	1	2	0	0	22	.273	0	0	0	1	0
Deal,Caiden	4.05	0-0	2-2	0	0/0	0	6.2	7	4	3	2	5	3	1	0	28	.250	1	0	0	1	0
Noel,Tyson	5.40	0-0	3-0	0	0/0	0	3.1	3	2	2	5	0	0	0	0	11	.273	2	0	0	1	0
Bojarski,Dylan	5.79	0-0	3-0	0	0/0	0	4.2	10	4	3	0	1	3	0	0	25	.400	0	0	0	0	0
Cartwright,Ayden	6.75	0-0	1-0	0	0/0	0	1.1	2	1	1	1	2	1	0	0	5	.400	1	0	0	0	1
Hewett,Elijah	13.50	0-0	4-0	0	0/0	0	2.2	8	5	4	1	3	3	0	0	13	.615	0	0	0	1	1
Dowling,Carter	18.69	0-0	2-2	0	0/0	0	4.1	8	13	9	4	3	2	1	0	23	.348	2	1	0	1	0
Totals	4.25	0-0	11-11	0	0/0	0	72.0	77	43	34	30	42	19	2	0	281	.274	10	2	0	5	4
Opponents	5.40	0-0	11-11	0	1/1	0	70.0	64	59	42	52	35	11	2	0	266	.241	15	8	4	5	1

PB - Team (1), Stivey,M 1. Pickoffs - Team (3), Eissens,C 1, Sherriff,W 1, Stephenson,D 1, Opp (1).
 SBA/ATT - H-Treloar,D (8-12), Stivey,M (5-6), Stephenson,D (5-5), Carter,D (1-4), Sherriff,W (3-4),
 Dowling,C (3-3), Kazmirwski,T (3-3), Paull,J (2-2), Hutchins,J (2-2), Deal,C (1-2), Hewett,E (1-1),
 Noel,T (1-1), Bojarski,D (1-1).

Overall Statistics

Under 16 record: 6-5

Player	avg	gp-gs	ab	r	h	2b	3b	hr	rbi	tb	slg%	bb	hbp	so	gdp	ob%	sf	sh	sb-att	po	a	e	fld%
Drew,Ben	.435	9-7	23	5	10	1	1	0	8	13	.565	5	0	1	1	.536	0	0	1-1	37	3	0	1.000
Hewett,Elijah	.429	3-3	7	0	3	1	0	0	0	4	.571	0	0	2	0	.429	0	0	0-0	6	2	0	1.000
Deal,Caiden	.333	7-6	18	4	6	1	1	0	5	9	.500	3	2	7	0	.440	2	0	3-3	11	20	5	.861
Paull,Josh	.333	4-4	9	4	3	0	0	0	3	3	.333	4	0	0	0	.538	0	0	2-2	8	8	2	.889
Stephenson,Daniel	.316	6-6	19	2	6	1	0	0	3	7	.368	2	0	2	0	.381	0	0	1-1	16	4	1	.952
Chipper,Max	.269	9-8	26	8	7	4	0	0	4	11	.423	5	0	1	0	.387	0	0	1-1	13	5	0	1.000
HopkinsTreloar,Dylan	.250	7-5	12	2	3	0	0	0	5	3	.250	4	1	1	0	.471	0	0	0-1	23	4	0	1.000
Stivey,Maddux	.227	7-7	22	5	5	0	0	0	5	5	.227	3	0	0	0	.308	1	0	5-6	9	1	0	1.000
Reimers,Tarrant	.222	5-5	9	3	2	0	0	0	3	2	.222	4	0	3	0	.462	0	0	2-2	1	8	4	.692
Kazmierowski,Tye	.222	4-4	9	4	2	1	0	0	3	3	.333	3	1	2	1	.462	0	0	0-0	2	10	2	.857
Dowling,Carter	.200	8-5	10	3	2	0	0	0	3	2	.200	2	0	5	0	.308	1	0	2-2	5	0	0	1.000
Eissens,Calvin	.182	5-3	11	1	2	0	0	0	2	2	.182	2	0	2	1	.308	0	0	1-1	6	2	0	1.000
Carter,Daniel	.167	6-5	12	4	2	0	0	0	0	2	.167	1	0	3	0	.231	0	0	1-1	5	2	0	1.000
Norvall,Jordan	.167	6-5	12	4	2	1	0	0	0	3	.250	1	2	1	0	.333	0	0	0-0	3	1	2	.667
Sherriff,William	.167	5-5	12	4	2	0	0	0	3	2	.167	3	1	1	1	.375	0	0	1-1	22	4	0	1.000
Cartwright,Ayden	.150	8-7	20	2	3	1	0	0	2	4	.200	2	1	3	0	.250	1	1	1-1	8	17	1	.962
Callaghan,Aaron	.143	5-4	7	2	1	0	0	0	0	1	.143	3	0	0	0	.400	0	0	0-0	3	3	1	.857
Noel,Tyson	.125	3-3	8	1	1	0	0	0	0	1	.125	2	0	0	1	.300	0	0	0-0	3	0	1	.750
Bojarski,Dylan	.111	3-3	9	0	1	0	0	0	0	1	.111	0	0	1	1	.111	0	0	0-0	4	5	1	.900
Hutchins,Jarred	.091	4-4	11	1	1	0	0	0	1	1	.091	3	0	0	0	.286	0	0	0-0	31	2	0	1.000
Totals	.241	11-11	266	59	64	11	2	0	50	79	.297	52	8	35	6	.375	5	1	21-23	216	101	20	.941
Opponents	.274	11-11	281	43	77	19	2	0	40	100	.356	30	2	42	2	.343	5	4	18-23	210	91	20	.938

LOB - Team (63), Opp (63). DPs turned - Team (4), Opp (7). TPs turned - Team (0), Opp (1). IBB - Team (2), Drew,B 1, Chipper,M 1, Opp (2). Picked off - Stephenson,D 1.

WA Perth HEAT Under 18s 2018 National Championship

Coaches Report

don't think the final placement of the effort and application from the entire WA Under 18 team for 2018. Finishing 5th looks like a failure for a program that prides itself on playing in the top 4 and competing everyday. I have no doubt that the second objective of competing everyday was well and truly achieved.

The 2018 Under 18 team never seemed to get on that roll that Championship teams do and so we were always fighting not only to find some confidence in ourselves but also in the opposition. This never really eventuated until the second round. Instead of packing up the tent and retreating quietly into the night they turned things around and managed to finish on top of the pool and in the last game beat probably the two best pitchers in the tournament who both had International and ABL experience.

The players were outstanding ambassadors for Baseball in Western Australia and once again, sharing a Championship with the Under 16s was a wonderful showcase of Western Australian Baseball. Both teams showed why we are the benchmark for the sport in Australia.

As far as the Under 18 team goes, I would like to highlight some key points:

- 1) You all carried yourself with a great deal of class. Even when things around were not going your way you kept focussed on why you were there and leant on each other for support. Well done.
- 2) You made our job as Coaches extremely rewarding. We asked you guys to try different things, techniques and approaches and you never disregarded our input. Johnny (our Strength and Conditioning expert) agreed with this and was really happy to work with you guys.
- 3) To not lose a game in the second round showed exactly how committed you were to get something out of the tournament and the pride you had in yourselves and each other

Thank you.

- 1) **PLAYERS.** As I have said, I am extremely proud of this group of young men for the faith they showed in the Coaching Staff. You were an amazing group

of young men to work alongside. They dealt with any adversity that stuck its head up and they handled themselves with maturity and class as we started to lose more and more players and the way they accepted the new members of the team was a real credit to themselves.

- 2) **Dea Saupold.** Once again having such an amazing EO is a key reason for the way the team is prepared and presented and then perceived. Dea is a tireless worker and her attention to detail is second to none. She always ensures that the entire team is well organised and prepared which makes for clear directions and no one is ever unsure of what they are required to do. Dea was also instrumental in getting us to the Championships with the extra running around and organisation involved when bringing in new players.

- 3) **Carol Williams.** There is no coincidence that having Carol involved across the 16s and 18s is a key reason as to why we made the Championship game in each division. Carol is well respected across the country for her knowledge and also her willingness to ensure the health of all the players is at the forefront of everyone's thinking. Carol knows exactly what is required of all the players and her dedication to ensuring they are managed and recovered so they are ready to play is inspiring.

- 4) **The Under 16s Team.** To Rod and the entire staff and players, thank you for your cooperation and input. The ability to share resources, the support we offered each other and the willingness to work together made the National Championships and the preparation beforehand a great learning experience.

- 5) **Mike Burgermeister and Leigh Moyle.** To have 2 coaches on your staff that are so knowledgeable and such great communicators is a luxury that I know Baseball WA is truly thankful for. They not only know the game, but the way that they deal with the players and strive to get every player reaching their potential is amazing to watch. The players have nothing but the utmost respect and admiration for all that you have done for them. I can never thank you both enough.

- 6) **Josh Kennelly.** Josh gave up his time to travel

with the team and his experience certainly added another great asset to the Coaching Staff. His willingness to take on any task given to him and his ability to build such positive relationships with the players were a credit to him.

- 7) Luke Hughes does an amazing job as the High Performance Manager. He was always available at training to assist in any way and his input was never forced upon us as coaches. He offered guidance and an ear to listen to any problems we were having. Thanks for everything Luke.
- 8) Perth Heat players and staff. You were all once again extremely available and approachable. Some of the best training time we had was working in with the Heat players and the quality instruction they were able to share with our team.

9) Parents and supporters. It was a wonderful experience and I hope that you got something out of your son's involvement in such an elite program. They are truly wonderful young men and the fact that you entrusted them to us is a fact that we as coached so not take lightly.

10) Penny and Digby. Thank you both for allowing me to take on this role again, and on behalf of the coaching staff, we would all sincerely like to thank our families for their support because if we don't have it then our involvement would not happen.

Mark Petti, Coach
WA State HEAT

Overall Statistics

Under 18 record: 5-5

Player	avg	gp-gs	ab	r	h	2b	3b	hr	rbi	tb	slg%	bb	hbp	so	gdp	ob%	sf	sh	sb-att	po	a	e	fld%
Brear,Lachlan	.440	10-9	25	5	11	4	0	0	5	15	.600	6	2	5	0	.576	0	0	0-1	12	0	1	.923
Armstrong,Byron	.400	6-6	20	4	8	1	0	0	1	9	.450	5	0	1	0	.520	0	0	0-1	12	20	2	.941
Southee,Lochlan	.375	3-3	8	3	3	2	0	0	2	5	.625	4	0	2	0	.583	0	0	0-0	12	3	1	.938
Wright,Jett	.333	9-9	36	5	12	5	1	0	6	19	.528	0	0	4	1	.324	1	1	0-0	26	16	2	.955
Riley,Nicholas	.324	9-9	34	8	11	1	2	0	5	16	.471	4	0	5	0	.395	0	1	0-0	78	0	2	.975
Greenham,Joshua	.310	10-10	29	7	9	6	1	0	10	17	.586	7	2	3	0	.429	4	0	0-1	15	6	0	1.000
Summers,Dawson	.231	10-9	39	6	9	3	0	0	3	12	.308	4	0	4	0	.302	0	0	0-0	14	36	5	.909
Nicoletto,Cayden	.188	10-9	32	6	6	1	0	0	3	7	.219	6	0	1	1	.308	1	1	1-4	14	0	0	1.000
Walsh,Dylan	.160	10-10	25	5	4	2	1	0	7	8	.320	10	2	8	1	.410	2	0	1-1	33	4	0	1.000
Wright-Pihama,Tama	.121	10-9	33	3	4	1	0	1	3	8	.242	5	0	9	1	.237	0	0	1-1	21	1	0	1.000
Barnes,Ashley	.091	9-7	22	4	2	1	0	0	1	3	.136	3	1	8	0	.231	0	0	0-1	1	12	0	1.000

Bowins,Jack	.000	1-0	0	1	0	0	0	0	0	0	.000	0	0	0	0	.000	0	0	0-0	0	1	0	1.000
Totals	.261	10-10	303	57	79	27	5	1	46	119	.393	54	7	50	4	.376	8	3	3-10	238	110	14	.961
Opponents	.272	10-10	313	52	85	19	1	1	46	109	.348	45	11	52	11	.378	4	1	10-10	237	81	18	.946

LOB - Team (87), Opp (90). DPs turned - Team (12), Opp (4). IBB - Team (1), Greenham,J 1, Opp (4).
Picked off - Brear,L 2, Greenham,J 1, Nicoletto,C 1.

Game Results

Game date	Opposing team	Score	r-h-e	/	r-h-e	Inns	Overall	Under 18	Pitcher of record	Attend	Time
Jan 06, 2018	at New South Wales	W <u>2-0</u>	2-6-0	/	0-4-3	9	1-0-0	1-0-0	None	0	3:01
Jan 07, 2018	vs Country NSW	<u>10-11</u> L	10-15-3	/	11-12-3	9	1-1-0	1-1-0	None	0	3:49
Jan 09, 2018	vs Aust Capital Territ	<u>2-4</u> L	2-5-0	/	4-5-2	7	1-2-0	1-2-0	None	0	1:49
Jan 09, 2018	vs Queensland	<u>3-4</u> L	3-6-2	/	4-9-2	9	1-3-0	1-3-0	None	0	2:27
Jan 10, 2018	vs Victoria	<u>4-8</u> L	4-6-1	/	8-15-0	9	1-4-0	1-4-0	None	0	2:31
Jan 11, 2018	SOUTH AUSTRALIA	<u>8-10</u> L	8-9-2	/	10-16-3 (10)	1-5-0	1-5-0	None	0	2:43	
Jan 12, 2018	vs New South Wales	W <u>2-1</u>	2-3-4	/	1-5-1	8	2-5-0	2-5-0	None	0	2:26
Jan 13, 2018	vs Aust Capital Territ	W <u>14-7</u>	14-13-2	/	7-5-1	7	3-5-0	3-5-0	None	0	2:29
Jan 14, 2018	NEW SOUTH WALES	W <u>7-4</u>	7-9-0	/	4-9-1	7	4-5-0	4-5-0	None	0	1:56
Jan 14, 2018	vs Aust Capital Territ	W <u>5-3</u>	5-7-0	/	3-5-2	7	5-5-0	5-5-0	None	0	1:42

() extra inning game

(All games Sorted by Earned run avg)

Player	era	w-l	app-gs	cg	sho	sv	lp	h	r	er	bb	so	2b	3b	hr	ab	b/avg	wp	hbp	bk	sfa	sha
Wright,Jett	0.00	0-0	1-0	0	0/0	0	0.0	0	0	0	3	0	0	0	0	0		1	0	0	0	0
Waite,Lachlan	0.68	0-0	3-2	0	0/1	0	13.1	13	3	1	1	1	4	0	0	50	.260	0	2	0	1	0
Hatcher,Todd	1.42	0-0	4-0	0	0/0	0	6.1	3	2	1	0	7	1	0	0	21	.143	0	0	0	0	0
Pelkonen,Raleigh	2.57	0-0	4-1	0	0/0	0	7.0	7	2	2	7	9	0	0	0	27	.259	1	1	0	0	1
Collier,Samuel	2.89	0-0	4-0	0	0/0	0	9.1	5	4	3	5	4	1	1	0	30	.167	1	0	1	2	0
Brice,Frazer	4.00	0-0	3-2	0	0/0	0	9.0	11	6	4	4	6	5	0	1	37	.297	1	1	0	0	0
Southee,Lochlan	4.32	0-0	3-3	1	0/1	0	16.2	20	8	8	4	4	3	0	0	69	.290	1	2	0	0	0
Bowins,Jack	4.50	0-0	4-1	0	0/0	0	6.0	1	3	3	5	11	0	0	0	19	.053	7	2	0	1	0
Binder,Broaddee	10.12	0-0	3-0	0	0/0	0	5.1	7	7	6	5	2	2	0	0	23	.304	3	1	0	0	0
Riley,Nicholas	13.50	0-0	1-0	0	0/0	0	0.2	3	1	1	0	2	1	0	0	5	.600	0	0	0	0	0
Ranford,Joseph	18.00	0-0	4-1	0	0/0	0	3.0	4	6	6	8	4	1	0	0	13	.308	1	0	1	0	0
Molloy,Brock	33.75	0-0	3-0	0	0/0	0	2.2	11	10	10	3	2	1	0	0	19	.579	2	2	0	0	0
Totals	5.11	0-0	10-10	1	1/1	0	79.1	85	52	45	45	52	19	1	1	313	.272	18	11	2	4	1
Opponents	4.90	0-0	10-10	1	0/0	0	79.0	79	57	43	54	50	27	5	1	303	.261	15	7	4	8	3

PB - Team (1), Wright,J 1, Opp (1). Pickoffs - Team (2), Greenham,J 1, Collier,S 1, Opp (4). SBA/ATT - Greenham,J (5-5), Walsh,D (5-5), Pelkonen,R (3-3), Ranford,J (2-2), Southee,L (2-2), Brice,F (1-1), Bowins,J (1-1), Wright,J (1-1).

(All games Sorted by Fielding pct)

Player	c	po	a	e	fld%	dp	sba	csb	sba%	pb	cl
Walsh,Dylan	37	33	4	0	1.000	1	5	0	1.000	0	0
Wright-Pihama,Tama	22	21	1	0	1.000	1	0	0	---	0	0
Greenham,Joshua	21	15	6	0	1.000	0	5	0	1.000	0	0
Nicoletto,Cayden	14	14	0	0	1.000	0	0	0	---	0	0
Barnes,Ashley	13	1	12	0	1.000	3	0	0	---	0	0
Waite,Lachlan	3	0	3	0	1.000	1	0	0	---	0	0
Collier,Samuel	3	0	3	0	1.000	1	0	0	---	0	0
Molloy,Brock	2	0	2	0	1.000	0	0	0	---	0	0
Brice,Frazer	2	0	2	0	1.000	0	1	0	1.000	0	0
Pelkonen,Raleigh	1	0	1	0	1.000	0	3	0	1.000	0	0
Bowins,Jack	1	0	1	0	1.000	0	1	0	1.000	0	0
Riley,Nicholas	80	78	0	2	.975	11	0	0	---	0	0
Wright,Jett	44	26	16	2	.955	1	1	0	1.000	1	0
Armstrong,Byron	34	12	20	2	.941	5	0	0	---	0	0
Southee,Lochlan	16	12	3	1	.938	0	2	0	1.000	0	0
Brear,Lachlan	13	12	0	1	.923	0	0	0	---	0	0
Summers,Dawson	55	14	36	5	.909	10	0	0	---	0	0
Ranford,Joseph	1	0	0	1	.000	0	2	0	1.000	0	0
Binder,Broadee	0	0	0	0	.000	0	0	0	---	0	0
Hatcher,Todd	0	0	0	0	.000	0	0	0	---	0	0
Totals	362	238	110	14	.961	12	10	0	1.000	1	0
Opponents	336	237	81	18	.946	4	3	7	.300	1	0

WA Perth HEAT Under 16s & 18s

Executive Officers Report

STAFF — Under 16s

Head Coach Rod Drew
Assistant Coach Peter Torpy
Assistant Coach Sam Kennelly
Pitching Coach Arnie Noel

TEAM

Byron Armstrong	Cayden Nicoletto
Ashley Barnes	Raleigh Pelkonen
Broadee Binder	Joseph Ranford
Jack Bowins	Nicholas Riley
Lachlan Brear	Lachlan Southee
Frazer Brice	Lachlan Waite
Sam Collier	Dawson Summers
Joshua Green	Dylan Walsh
Todd Hatcher	Jett Wright
Brock Molloy	Tama Wright-Pihama

TRAINING

Monday and Wednesday nights for the U18s and Tuesday and Saturday for the U16s at Perth Harley Davidson Baseball Park, they trained in conjunction with the Perth Heat players on some of those nights.

COST: The cost was \$3200

CAP NIGHT

This was held before the Perth Heat game in the Gosnells Club Rooms. Once again this was very well done allowing everyone to go to the Heat game after.

ACCOMMODATION AND TRAVEL

Flew Virgin Airlines and accommodated at Western University Penrith. This was an ok spot as it was closer to the ground. The only complaint was the boys and some of the coaches were in two different areas of the campus. This made it hard to keep in contact. I would not recommend this for the future.

MEALS

We did have different food places that we used this year that were all close to the campus. Penrith Leagues Club was very convenient with many options..

STAFF — Under 18s

Head Coach Mark Pettit
Assistant Coach Leigh Moyle
Assistant Coach Joshua Kennelly
Pitching Coach Mike Burgermiester

TEAM

Dylan Bojarski	Dylan Hopkins-Treloar
Ayden Cartwright	Jarred Hutchins
Daniel Carter	Tye Kazmierowski
Aaron Callaghan	Tyson Noel
Max Chipper	Daniel Stephenson
Caiden Deal	Jordan Norvall
Carter Dowling	Josh Paull
Ben Drew	Tarrant Reimers
Calvin Eissens	William Sheriff
Elijah Hewett	Maddux Stivey

TOURNAMENT:

It started on the 5th and went through to the 14th Jan. Disappointed that the feed back that we gave to the hosting venue last year was still not followed up on ie: Shade for the boys on Diamond 2 was not very good as the heat in the afternoon bares down on the dugout on the 1st base side. No shade was give to the support staff either. No toilets on Dia 2 which at times was a pain for the boys who had to run to Dia 1 to go. As for the lunches and ice and such this was all good .

UNDER 16'S AUSTRALIAN SQUAD

Max Chipper
Elijah Hewett
Tye Kazmierowsk
Maddux Stivey

These boys did us really proud congrats to them all.

IN CONCLUSION

It was a bit of a jumbled tournament for I think all concerned, we had success with the Under 16's getting 3rd but the Under 18's came in 5th. I think that next year will be bigger and better for all concerned.

Deanne Saupold

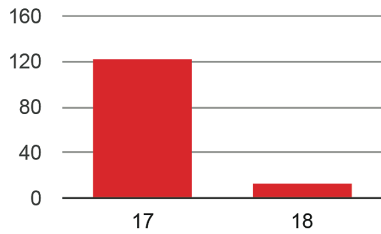
Under 16s & U18s Executive Office

137 vouchers
 137 unique kids

\$24,171.00
 Funded

Jul 2017 - Jun 2018
 Date range

Total per year

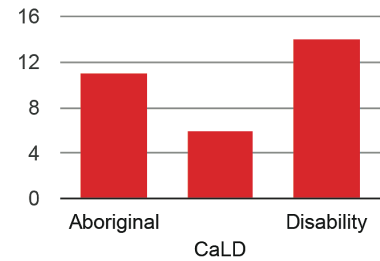


23 Local government

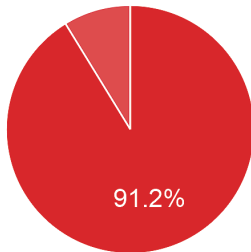
Top LGs

Wanneroo	23	16.8%
Rockingham	17	12.4%
Gosnells	14	10.2%
Armadale	12	8.8%
Stirling	11	8.0%
Swan	9	6.6%
Mandurah	8	5.8%
Kalamunda, City of	6	4.4%
Joondalup	5	3.6%

Diversity



Gender

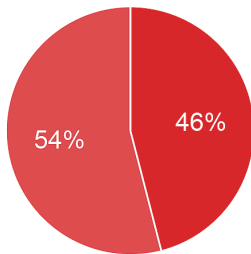


12 girls | 125 boys

Top 10 clubs (27 in total)


North Coast Ball Club Inc	17	12.4%	Wanneroo Giants Baseball Club	9	6.6%
Willetton Baseball Club Inc.	15	10.9%	Swan Districts Junior Baseball Club	8	5.8%
Rockingham Districts Baseball Club	13	9.5%	Victoria Park Belmont Baseball Club Inc	8	5.8%
Peel Diamond Sports	11	8.0%	Kalamunda Rangers Incorporated	7	5.1%
Carine Cats Ball Club Inc.	11	8.0%	Kelmscott Baseball Club	7	5.1%

Registered with a club before

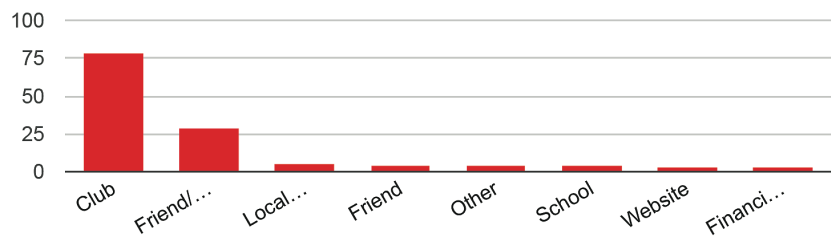


74 Registered | 63 Not registered

Top sports



How they are hearing about KidSport



Baseball WA Ltd

BASEBALL WA AWARD WINNERS





Annual Report - Baseball WA Ltd

SL PREMIERSHIP HISTORY

1936	Wests	1970-71	Perth	2002-03	Wanneroo
1937	Wests	1971-72	Wembley	2003-04	South Perth
1938	Press	1972-73	Wembley	2004-05	South Perth
1939	Wests	1973-74	East Fremantle	2005-06	Perth
1940	Press	1974-75	Eagles	2006-07	Swan Districts
1941	Press	1975-76	Perth	2007-08	Swan Districts
1942-45	Recess	1976-77	Victoria Park	2008-09	Wanneroo
1946	Victoria Park	1977-78	Wembley	2009-10	Morley Eagles
1947	South Perth	1978-79	Victoria Park	2010-11	Wanneroo
1948	South Perth	1979-80	Wembley	2011-12	South Perth
1949	Perth	1980-81	Victoria Park	2012-13	South Perth
1950	Perth	1981-82	Victoria Park	2013-14	Braves
1951	South Perth	1982-83	Perth	2014-15	Braves
1952	South Perth	1983-84	Perth	2015-16	Wanneroo
1953	Swan Districts	1984-85	Victoria Park	2016-17	Braves
1954	Swan Districts	1985-86	Morley	2017-18	Braves
1955	Swan Districts	1986-87	Cockburn		
1956	Swan Districts	1987-88	Melville		
1957	Swan Districts	1988-89	Melville		
1958	Swan Districts	1989-90	West Stirling		
1959	Swan Districts	1990-91	Morley		
1960	Perth	1991-92	Morley		
1961	Perth	1992-93	Wembley		
1962	Swan Districts	1993-94	Perth		
1963	Swan Districts	1994-95	Perth		
1963-64	West Perth	1995-96	Perth		
1964-65	Victoria Park	1996-97	Perth		
1965-66	Perth	1997-98	Wanneroo		
1966-67	South Perth	1998-99	Wanneroo		
1967-68	Perth	1999-2000	South Perth		
1968-69	Perth	2000-01	South Perth		
1969-70	West Perth	2001-02	South Perth		

State League Awards

AWARD	WINNER	CLUB
Kerry Lehane Golden Glove	Ryan Boyer	Vic Park/Belmont Reds
Rod Byrne Stolen Bases	Dan Moti	Gosnells Hawks
Runs Scored	Jordan Dyer	Braves
Fred & Norma Rae Slugging AVG	Dan Moti	Gosnells Hawks
Peter Soloman Runs Batted In	Graeme Scorer	Braves
BILL SInclair Home Runs	Michael Robideau	Vic Park/Belmont Reds
Team Spencer Pitcher Most Wins	Taylor Thurber	Braves
New Start Mortgage Group Earned Run AVG	Reece Green	Morley Eagles
Fireman's Award	Tom Gailey	Wanneroo Giants
Don Callanan Award, Inc Keith Long Memorial Batting AVG	Dan Moti	Gosnells Hawks
A & N Car Factory Champion Club	Wanneroo Giants	
WA Umpires Best Under 21 Player	Cayden Nicoletto	Rockingham Rams

State League All-Star Team

Starting Pitcher	Reece Green	Morley Eagles
Starting Pitcher	Taylor Thurber	Braves Baseball Club
Relief Pitcher	Adam Millson	Gosnells Hawks
Catcher	Kevin Clark	Braves Baseball Club
First Base	Graeme Scorer	Braves Baseball Club
Second Base	Jordan McDonald	Wanneroo Giants
Third Base	Josh McGee	Wembley Magpies
Short Stop	Jordan Dyer	Braves Baseball Club
Left Field	Travis Murphy	Wembley Magpies
Center Field	Dan Moti	Gosnells Hawks
Right Field	Sean Garrett	Braves Baseball Club
Designated Hitter	Josh Kennelly	Braves Baseball Club
Coach	Geoff Dyer	Braves Baseball Club

MVP

GRADE		NAME	CLUB
Womens	1	Natalie House	Victoria Park/Belmont Reds
	2	Kaila Borgomastro	Braves Baseball Club
	3	Lisa Adamson	Victoria Park/Belmont Reds
F Grade	1	Pieter Steyn	Rockingham Rams
	2	Kim Griggs	Rockingham Rams
	3	Dylan Hack	Willetton Wildcats
E Grade	1	Curtis Reid	Morley Eagles
	2	Brendan Clark	Willetton Wildcats
	2	Adam Tilley	Wanneroo Giants
D Grade	3	Jamie Waters	Morley Eagles
	1	Clint Knight	North Coast
	2	Russell Taylor	Victoria Park/Belmont Reds
C Grade	3	Andrew Lofthouse	Perth Baseball Club
	1	Zachary Swift	Eastern Hills Hornets
	2	Peter Cooper	Wanneroo Giants
B Grade	3	Nathan Dixie	Victoria Park/Belmont Reds
	1	Paul Parkinson	Kelmscott Bulldogs
	2	Aaron Keep	Kelmscott Bulldogs
A Grade	3	David Fagg	Kelmscott Bulldogs
	1	Mark Segat	Peel Mariners
	2	Nelson Quark	Peel Mariners
State League 3	3	Brodie Clarkson	Kalamunda Rangers
	1	Mitchell Yeats	Wanneroo Giants
	2	Mason Talbot	Morley Eagles
State League 2	3	Jayden Armstrong	Wanneroo Giants
	1	Andrew Johnson	Wembley Magpies
	2	Brett Ardill	Braves Baseball Club
	3	Fraser Brice	Wanneroo Giants

Batting Average Awards

GRADE	AVG	NAME	CLUB
Womens	.691	Natalie House	Vic Park/Belmont Reds
F Grade	.600	Brenton Cunning	Willetton Wildcats
E Grade	.515	Brendan CLark	Willetton Wildcats
D Grade	.667	Graeme Festa	Wanneroo Giants
C Grade	.606	Rob Daniele	Swan Districts
B Grade	.513	Simon Zaccaria	Kelmscott Bulldogs
A Grade	.577	Mark Segat	Peel Mariners
State League 3	.581	Michael Yeats	Wanneroo Giants
State League 2	.466	Andrew Johnson	Wembley Magpies

President's Medal

	NAME	CLUB	VOTES
1	Dan Motl	Gosnells Hawks	40
2	Reece Green	Morley Eagles	36
3	Matt Kennelly	Braves Baseball Club	29
4	Adam Millson	Gosnells Hawks	28
5	Taylor Thurber	Braves Baseball Club	22
6	Josh Kennelly	Braves Baseball Club	17
7	Travis Murphy	Wembley Magpies	9
8	Sean Garrett	Braves Baseball Club	9
9	Cayden Nicoletto	Rockingham Rams	8
10	Graeme Scorer	Braves Baseball Club	6

Perth Heat Awards

Most Valuable Player	Jake Fraley
Offensive Player of the Year	Jake Fraley
Rookie of the Year	Jesse Williams
Pitcher of the Year	Cameron Lamb
Fan Favourite	Jesse Williams



Annual Report - Baseball WA Ltd

SL 2017-18 STATISTICS

Baseball WA - State League 1
 SL1 Overall Statistics (as of Mar 16, 2018)
 (All games Sorted by Batting avg)

Team	AVG	G	AB	R	H	2B	3B	HR	RBI	TB	SLG%	BB	HBP	SO	GDP	OB%	SF	SH	SB-ATT	PO	A	E	FLD%
Braves Baseball Club	.351	30	976	258	343	76	1	31	233	514	.527	145	22	157	13	.437	25	8	34-39	695	256	34	.965
Wembley Magpies.....	.291	30	924	187	269	49	6	15	154	375	.406	107	24	205	8	.377	7	9	33-47	683	265	31	.968
South Perth Cubs.....	.285	30	897	166	256	48	5	23	145	383	.427	108	30	176	13	.377	9	4	18-19	674	265	49	.950
Morley Eagles.....	.280	30	911	163	255	58	11	22	149	401	.440	121	31	164	7	.379	11	6	55-61	710	300	36	.966
Wanneroo Giants.....	.276	30	940	154	259	47	4	25	140	389	.414	104	20	186	12	.358	7	3	59-70	719	257	25	.975
Perth Baseball Club.	.271	30	865	163	234	40	2	11	133	311	.360	105	45	158	19	.373	14	12	44-54	670	251	49	.949
Gosnells Hawks.....	.254	30	897	146	228	53	7	9	119	322	.359	119	18	202	16	.350	10	6	35-37	696	267	35	.965
Vic Park/Belmont Red	.254	30	923	134	234	41	2	20	114	339	.367	104	29	205	11	.345	7	11	33-41	690	313	26	.975
Swan Districts.....	.251	30	889	115	223	45	2	6	97	290	.326	112	26	152	17	.348	9	5	28-33	691	267	55	.946
Carine Cats.....	.222	30	853	95	189	40	1	12	79	267	.313	75	33	175	12	.307	7	7	29-40	665	292	66	.935
Rockingham Rams.....	.214	30	846	88	181	38	4	7	76	248	.293	69	22	211	13	.289	5	13	18-25	660	239	46	.951
Totals.....	.269		9921		2671		45		1439		.387		300		141		111		386-466		2972		.959
		330		1669		535		181		3839		1169		1991		.360		84		7553		452	

CI - Rams 1.

(All games Sorted by Earned run avg)

Team	ERA	W-L	G	CG	SHO/CBO	SV	IP	H	R	ER	BB	SO	2B	3B	HR	AB	B/Avg	WP	HBP	BK	SFA	SHA
Morley Eagles.....	2.53	20-8	30	8	4/2	3	238.1	198	91	67	67	198	24	3	11	841	.235	16	24	0	10	8
Wanneroo Giants.....	2.67	21-8	30	8	6/4	4	239.0	199	83	71	65	224	51	4	8	903	.220	21	17	0	4	10
Braves Baseball Club	2.76	25-4	30	5	7/4	6	231.2	190	84	71	75	210	28	2	4	879	.216	5	19	0	4	7
Wembley Magpies.....	3.29	18-11	30	5	6/5	4	227.1	188	100	83	115	179	24	0	13	838	.224	16	28	3	5	11
Gosnells Hawks.....	3.33	18-10	30	6	2/2	5	230.0	210	108	85	84	230	38	3	10	891	.236	29	21	2	11	2
Swan Districts.....	4.64	11-19	30	5	3/1	4	233.0	250	156	120	139	167	57	8	12	906	.276	34	27	2	12	9
South Perth Cubs.....	5.91	15-13	30	9	2/0	1	224.0	261	176	147	110	198	54	7	15	929	.281	40	25	6	11	6
Perth Baseball Club.	6.01	14-16	30	9	1/0	0	226.0	270	183	151	111	169	46	0	21	908	.297	21	32	2	10	6
Vic Park/Belmont Red	6.54	11-19	30	11	2/0	1	232.2	286	186	169	106	132	52	4	26	926	.309	23	24	3	8	5
Carine Cats.....	8.39	4-25	30	8	0/0	0	221.0	283	243	206	168	126	75	5	23	928	.305	42	59	4	16	4
Rockingham Rams.....	8.97	2-26	30	10	0/0	0	219.2	325	260	219	129	139	66	7	28	956	.340	34	35	4	12	8
Totals.....	4.96		330		33/18		2522.2		1670		1169		515		171		.269		311		103	
		159-159		84		28		2660		1389		1972		43		9905		281		26		76

(All games Sorted by Fielding pct)

Team	C	PO	A	E	FLD%	Dps	SBA	CSB	SBA%	PB	CI
Wanneroo Giants.....	1001	719	257	25	.975	0	24	1	.960	0	0
Vic Park/Belmont Red	1029	690	313	26	.975	0	35	11	.761	0	0
Wembley Magpies.....	979	683	265	31	.968	0	33	4	.892	0	0
Morley Eagles.....	1046	710	300	36	.966	0	17	7	.708	0	0
Braves Baseball Club	985	695	256	34	.965	0	23	2	.920	0	0
Gosnells Hawks.....	998	696	267	35	.965	0	48	5	.906	0	0
Rockingham Rams.....	945	660	239	46	.951	0	51	9	.850	0	1
South Perth Cubs....	988	674	265	49	.950	0	24	9	.727	0	0
Perth Baseball Club.	970	670	251	49	.949	0	31	15	.674	0	0
Swan Districts.....	1013	691	267	55	.946	0	52	6	.897	0	0
Carine Cats.....	1023	665	292	66	.935	0	48	11	.814	0	0
Totals.....	10977		2972		.959		386		.828		1
		7553		452		0		80		0	

Baseball WA - State League 1

Batting Leaders (as of Mar 16, 2018)

Hitting minimums - 1 Games 3.1 TPA/Game
Pitching minimums - 1 Games 2.3 IP/Game

BATTING AVG

1. Braves Baseball Club	.351
2. Wembley Magpies	.291
3. South Perth Cubs	.285
4. Morley Eagles	.280
5. Wanneroo Giants	.276

SLUGGING PCT

1. Braves Baseball Club	.527
2. Morley Eagles	.440
3. South Perth Cubs	.427
4. Wanneroo Giants	.414
5. Wembley Magpies	.406

ON BASE PCT

1. Braves Baseball Club	.437
2. Morley Eagles	.379
3. South Perth Cubs	.377
4. Wembley Magpies	.377
5. Perth Baseball Club	.373

RUNS SCORED

1. Braves Baseball Club	258
2. Wembley Magpies	187
3. South Perth Cubs	166
4. Morley Eagles	163
Perth Baseball Club	163

HITS

1. Braves Baseball Club	343
2. Wembley Magpies	269
3. Wanneroo Giants	259
4. South Perth Cubs	256
5. Morley Eagles	255

RUNS BATTED IN

1. Braves Baseball Club	233
2. Wembley Magpies	154
3. Morley Eagles	149
4. South Perth Cubs	145
5. Wanneroo Giants	140

DOUBLES

1. Braves Baseball Club	76
2. Morley Eagles	58
3. Gosnells Hawks	53
4. Wembley Magpies	49
5. South Perth Cubs	48

TRIPLES

1. Morley Eagles	11
2. Gosnells Hawks	7
3. Wembley Magpies	6
4. South Perth Cubs	5

HOME RUNS

1. Braves Baseball Club	31
2. Wanneroo Giants	25
3. South Perth Cubs	23
4. Morley Eagles	22
5. Vic Park/Belmont Red	20

TOTAL BASES

1. Braves Baseball Club	514
2. Morley Eagles	401
3. Wanneroo Giants	389
4. South Perth Cubs	383
5. Wembley Magpies	375

TOTAL PLATE APPEARANCES

1. Braves Baseball Club	1176
2. Morley Eagles	1080
3. Wanneroo Giants	1074
Vic Park/Belmont Red	1074
5. Wembley Magpies	1071

AT BATS

1. Braves Baseball Club	976
2. Wanneroo Giants	940
3. Wembley Magpies	924
4. Vic Park/Belmont Red	923
5. Morley Eagles	911

WALKS

1. Braves Baseball Club	145
2. Morley Eagles	121
3. Gosnells Hawks	119
4. Swan Districts	112
5. South Perth Cubs	108

HIT BY PITCH

1. Perth Baseball Club	45
2. Carine Cats	33
3. Morley Eagles	31
4. South Perth Cubs	30
5. Vic Park/Belmont Red	29

STRIKEOUTS

1. Rockingham Rams	211
2. Wembley Magpies	205
Vic Park/Belmont Red	205
4. Gosnells Hawks	202
5. Wanneroo Giants	186

SAC BUNTS

1. Rockingham Rams	13
2. Perth Baseball Club	12
3. Vic Park/Belmont Red	11
4. Wembley Magpies	9
5. Braves Baseball Club	8

SAC FLIES

1. Braves Baseball Club	25
2. Perth Baseball Club	14
3. Morley Eagles	11
4. Gosnells Hawks	10

STOLEN BASES

1. Wanneroo Giants	59
2. Morley Eagles	55
3. Perth Baseball Club	44
4. Gosnells Hawks	35
5. Braves Baseball Club	34

CAUGHT STEALING

1. Wembley Magpies	14
2. Carine Cats	11
Wanneroo Giants	11
4. Perth Baseball Club	10
5. Vic Park/Belmont Red	8

STEAL ATTEMPTS

1. Wanneroo Giants	70
2. Morley Eagles	61
3. Perth Baseball Club	54
4. Wembley Magpies	47
5. Vic Park/Belmont Red	41

GROUNDED INTO DP

1. Perth Baseball Club	19
2. Swan Districts	17
3. Gosnells Hawks	16

Baseball WA - State League 1

Pitching Leaders (as of Mar 16, 2018)

Hitting minimums - 1 Games 3.1 TPA/Game

Pitching minimums - 1 Games 2.3 IP/Game

EARNED RUN AVG

1. Morley Eagles	2.53
2. Wanneroo Giants	2.67
3. Braves Baseball Club	2.76
4. Wembley Magpies	3.29
5. Gosnells Hawks	3.33

OPPOSING BAT AVG

1. Braves Baseball Club216
2. Wanneroo Giants220
3. Wembley Magpies224
4. Morley Eagles235
5. Gosnells Hawks236

INNINGS PITCHED

1. Wanneroo Giants	239.0
2. Morley Eagles	238.1
3. Swan District	233.0
4. Vic Park/Belmont Red	232.2
5. Braves Baseball Club	231.2

BATTERS STRUCK OUT

1. Gosnells Hawks	230
2. Wanneroo Giants	224
3. Braves Baseball Club	210
4. Morley Eagles	198
South Perth Cubs	198

WINS

1. Braves Baseball Club	25
2. Wanneroo Giants	21
3. Morley Eagles	20
4. Gosnells Hawks	18
Wembley Magpies	18

LOSSES

1. Rockingham Rams	26
2. Carine Cats	25
3. Swan Districts	19
Vic Park/Belmont Red	19
5. Perth Baseball Club	16

SAVES

1. Braves Baseball Club	6
2. Gosnells Hawks	5
3. Swan Districts	4
Wembley Magpies	4
Wanneroo Giants	4

SAC BUNTS ALLOWED

1. Wembley Magpies	11
2. Wanneroo Giants	10
3. Swan Districts	9
4. Morley Eagles	8
Rockingham Rams	8

SAC FLIES ALLOWED

1. Carine Cats	16
2. Swan Districts	12
Rockingham Rams	12
4. Gosnells Hawks	11
South Perth Cubs	11

HITS ALLOWED

1. Wembley Magpies	188
2. Braves Baseball Club	190
3. Morley Eagles	198
4. Wanneroo Giants	199
5. Gosnells Hawks	210

RUNS ALLOWED

1. Wanneroo Giants	83
2. Braves Baseball Club	84
3. Morley Eagles	91
4. Wembley Magpies	100
5. Gosnells Hawks	108

EARNED RUNS ALLOWED

1. Morley Eagles	67
2. Braves Baseball Club	71
Wanneroo Giants	71
4. Wembley Magpies	83
5. Gosnells Hawks	85

WALKS ALLOWED

1. Wanneroo Giants	65
2. Morley Eagles	67
3. Braves Baseball Club	75
4. Gosnells Hawks	84
5. Vic Park/Belmont Red	106

DOUBLES ALLOWED

1. Morley Eagles	24
Wembley Magpies	24
3. Braves Baseball Club	28
4. Gosnells Hawks	38
5. Perth Baseball Club	46

TRIPLES ALLOWED

1. Wembley Magpies	0
Perth Baseball Club	0
3. Braves Baseball Club	2
4. Morley Eagles	3
Gosnells Hawks	3

HOME RUNS ALLOWED

1. Braves Baseball Club	4
2. Wanneroo Giants	8
3. Gosnells Hawks	10
4. Morley Eagles	11
5. Swan Districts	12

WILD PITCHES

1. Carine Cats	42
2. South Perth Cubs	40
3. Swan Districts	34
Rockingham Rams	34
5. Gosnells Hawks	29

BALKS

1. South Perth Cubs	6
2. Carine Cats	4
Rockingham Rams	4
4. Wembley Magpies	3
Vic Park/Belmont Red	3

HIT BATTERS

1. Carine Cats	59
2. Rockingham Rams	35
3. Perth Baseball Club	32
4. Wembley Magpies	28
5. Swan Districts	27

INTENTIONAL BB ALLOWED

1. Rockingham Rams	229
2. Perth Baseball Club	202
3. Vic Park/Belmont Red	200
4. South Perth Cubs	178
Carine Cats	178

Baseball WA - State League 1

Fielding Leaders (as of Mar 16, 2018)

Hitting minimums - 1 Games 3.1 TPA/Game

Pitching minimums - 1 Games 2.3 IP/Game

FIELDING PCT

1. Wanneroo Giants975
2. Vic Park/Belmont Red975
3. Wembley Magpies968
4. Morley Eagles966
5. Braves Baseball Club965

CHANCES

1. Morley Eagles	1046
2. Vic Park/Belmont Red	1029
3. Carine Cats	1023
4. Swan Districts	1013
5. Wanneroo Giants	1001

Putouts

1. Wanneroo Giants	719
2. Morley Eagles	710
3. Gosnells Hawks	696
4. Braves Baseball Club	695
5. Swan Districts	691

ASSISTS

1. Vic Park/Belmont Red	313
2. Morley Eagles	300
3. Carine Cats	292
4. Swan Districts	267
Gosnells Hawks	267

ERRORS

1. Carine Cats	66
2. Swan Districts	55
3. Perth Baseball Club	49
South Perth Cubs	49
5. Rockingham Rams	46

STOLEN BASES AGAINST

1. Swan Districts	52
2. Rockingham Rams	51
3. Carine Cats	48
Gosnells Hawks	48
5. Vic Park/Belmont Red	35

CAUGHT STEALING BY

1. Perth Baseball Club	15
2. Vic Park/Belmont Red	11
Carine Cats	11
4. Rockingham Rams	9
South Perth Cubs	9

STEAL ATTEMPTS AGAINST

1. Rockingham Rams	60
2. Carine Cats	59
3. Swan District	58
4. Gosnells Hawks	53

CATCHERS INTERFERENCE

1. Rockingham Rams	1
--------------------------	---

Baseball WA Ltd

FINANCIAL REPORT

For the year ended 30 June 2018

all WA LTD • ABN 21 522 890 770

Liability limited by a scheme approved under Professional Standards Legislation



**BASEBALL WA LIMITED
A.B.N. 21 522 890 770**

**FINANCIAL REPORT
FOR THE YEAR ENDED
30 JUNE 2018**

**Liability limited by a scheme approved under
Professional Standards Legislation**

BASEBALL WA LIMITED

A.B.N. 21 522 890 770

CONTENTS

Directors' Report	3-4
Auditor's Independence Declaration	5
Statement of Profit or Loss And Other Comprehensive Income	6
Statement of Financial Position	7
Statement of Changes in Equity	8
Statement of Cash Flows	9
Notes to the Financial Statements	10
Directors' Declaration	23
Auditor's Report	24-25

BASEBALL WA LIMITED

A.B.N. 21 522 890 770

DIRECTORS' REPORT

The directors present their report on the company for the financial year ended 30 June 2018.

Information on Directors

The names of each person who has been a director during the year and to the date of this report are:

Mr Stephen Henry Byrne
Mr Michael Peter Andruszkiw
Mr Gary John Arnell
Mr Anthony Mark Beyer
Ms Robbie Murphy
Mr Shane Tonkin
Ms Susan Butler (Appointed 29 May 2018)
Mrs Marie Michele Malaxos (Appointed 29 May 2018)

Operating Results

The profit of the company after providing for income tax amounted to \$421,956.

Significant Changes in the State of Affairs

There have been no significant changes in the state of affairs of the Company during the year.

Principal Activities

The principal activities of the association during the financial year were Promotion of baseball activities.

No significant changes in the nature of the association's activity occurred during the financial year.

Events After the Reporting Date

No matters or circumstances have arisen since the end of the financial year which significantly affected or may significantly affect the operations of the association, the results of those operations, or the state of affairs of the association in future financial years.

Environmental Issues

The company's operations are not regulated by any significant environmental regulations under a law of the Commonwealth or of a state or territory of Australia.

Dividends paid or recommended

No dividends were paid or declared since the start of the financial year. No recommendation for payment of dividends has been made.

Options

No options over issued shares or interests in the company were granted during or since the end of the financial year and there were no options outstanding at the date of this report.

BASEBALL WA LIMITED

A.B.N. 21 522 890 770

DIRECTORS' REPORT

Indemnification and Insurance of Officers and Auditors

No indemnities have been given or insurance premiums paid, during or since the end of the financial year, for any person who is or has been an officer or auditor of the company.

Auditor's Independence Declaration

The lead auditor's independence declaration in accordance with section 307C of the Corporations Act 2001, for the year ended 30 June 2018 has been received and can be found on page 3.

Signed in accordance with a resolution of the Board of Directors:

Director: 

Mr Shane Tonkin

Secretary: 

Mr Lachlan Dale

Dated this 19 day of September 2018



David Craig
Chartered Accountant

PO Box 424 Subiaco Western Australia 6904
Suite 7 First Floor
16 Nicholson Road Subiaco
Western Australia 6008
Telephone (08) 9382 2999
Facsimile (08) 9388 6433
Email admin@davidcraig.com.au
ABN 75 099 478 044

**AUDITOR'S INDEPENDENCE DECLARATION
UNDER SECTION 307C OF THE CORPORATIONS ACT 2001
TO THE DIRECTORS OF
BASEBALL WA LIMITED**

I declare that, to the best of my knowledge and belief, during the year ended 30 June 2018 there have been:

- (i) no contraventions of the auditor independence requirements as set out in the Corporations Act 2001 in relation to the audit; and
- (ii) no contraventions of any applicable code of professional conduct in relation to the audit.

Name of Firm: David Craig
Chartered Accountant

Name of Partner: David Craig
David Craig

Address: Suite 7, 16 Nicholson Road, Subiaco WA

Dated this 20 day of September 2018

BASEBALL WA LIMITED
A.B.N. 21 522 890 770

STATEMENT OF PROFIT OR LOSS AND OTHER COMPREHENSIVE INCOME
FOR THE YEAR ENDED 30 JUNE 2018

	Note	2018 \$	2017 \$
Income			
Revenue	14	2,162,912	3,071,266
Expenditure			
Auditor's remuneration		(6,560)	(5,980)
Bad and doubtful debt expenses		(3,433)	-
Depreciation and amortisation expenses		(146,819)	(94,152)
Employee benefits expenses		(198,121)	(213,457)
Other expenses		<u>(1,386,023)</u>	<u>(1,172,392)</u>
		1, 7, 056	1,4 8, 9 8 1
Profit for the year	3	421,956	1,585,285
Retained earnings at the beginning of the financial year		<u>3,192,142</u>	<u>1,606,857</u>
Profit		<u>3,614,098</u>	<u>3,192,142</u>

The accompanying notes form part of these financial statements.

BASEBALL WA LIMITED
A.B.N. 21 522 890 770

STATEMENT OF FINANCIAL POSITION
AS AT 30 JUNE 2018

	Note	2018 \$	2017 \$
ASSETS			
CURRENT ASSETS			
Cash and cash equivalents	4	266,133	107,618
Trade and other receivables	5	85,506	132,657
Other current assets	6	10,232	232
TOTAL CURRENT ASSETS		<u>361,871</u>	<u>240,507</u>
NON-CURRENT ASSETS			
Property, plant and equipment	8	3,600,416	3,176,835
TOTAL NON-CURRENT ASSETS		<u>3,600,416</u>	<u>3,176,835</u>
TOTAL ASSETS		<u>3,962,287</u>	<u>3,417,342</u>
LIABILITIES			
CURRENT LIABILITIES			
Trade and Other Payables	7	131,952	143,967
Provisions	9	41,501	47,572
Other current liabilities	10	124,736	33,661
TOTAL CURRENT LIABILITIES		<u>298,189</u>	<u>225,200</u>
NON-CURRENT LIABILITIES			
Borrowings	11	50,000	-
TOTAL NON-CURRENT LIABILITIES		<u>50,000</u>	<u>-</u>
TOTAL LIABILITIES		<u>348,189</u>	<u>225,200</u>
NET ASSETS		<u>3,614,098</u>	<u>3,192,142</u>
EQUITY			
Retained earnings	12	3,614,098	3,192,142
TOTAL EQUITY		<u>3,614,098</u>	<u>3,192,142</u>

The accompanying notes form part of these financial statements.

BASEBALL WA LIMITED
A.B.N. 21 522 890 770

STATEMENT OF CHANGES IN EQUITY
FOR THE YEAR ENDED 30 JUNE 2018

	Note	Retained earnings \$	Asset Revaluation Reserve \$	Total \$
Balance at 1 July 2016		1,606,857		1,606,857
Opening balance for the year			648,334	648,334
Facility Revaluation Reserve			(648,334)	(648,334)
Profit attributable to members		1,585,285		1,585,285
Balance at 30 June 2017		<u>3,192,142</u>	-	<u>3,192,142</u>
Profit attributable to members		421,956		421,956
Balance at 30 June 2018		<u>3,614,098</u>	-	<u>3,614,098</u>

The accompanying notes form part of these financial statements.

BASEBALL WA LIMITED
A.B.N. 21 522 890 770

CASH FLOW STATEMENT
FOR THE YEAR ENDED 30 JUNE 2018

	2018	2017
	\$	\$
Cash Flows from operation activities		
Receipts from customers	1,341,909	736,312
Receipts from Grants	943,132	468,918
Payments to suppliers and employees	<u>(1,596,125)</u>	<u>(1,051,219)</u>
Net Cash provided by / (used in) operating activities 13	<u>688,916</u>	<u>154,011</u>
Cash Flows from Investing activities		
Interest received		
Payments for property, plant & equipment	<u>(570,402)</u>	<u>(1,218,858)</u>
Net Cash provided by investing activities	<u>(570,402)</u>	<u>(1,218,858)</u>
Cash Flows from Financing Activities		
Proceed of borrowings (net of loans made)	<u>40,000</u>	-
Net Cash provided by / (used in) operating activities	<u>40,000</u>	-
Net increase /(decrease) in cash and cash equivalents	158,514	(1,064,847)
Cash at beginning of financial year	<u>107,618</u>	<u>1,172,465</u>
Cash at end of financial year 4	<u>266,132</u>	<u>107,618</u>

The accompanying notes form part of these financial statements.

BASEBALL WA LIMITED
A.B.N. 21 522 890 770

NOTES TO THE FINANCIAL STATEMENTS
FOR THE YEAR ENDED 30 JUNE 2018

The financial statements cover Baseball WA Limited as an individual entity. Baseball WA Limited is a not for profit Association incorporated in Western Australia under the Associations Incorporation Act 1987.

The functional and presentation currency of Baseball WA Limited is Australian dollars.

Comparatives are consistent with prior years, unless otherwise stated.

1 Basis of Preparation

This financial report is a special purpose financial report prepared in order to satisfy the financial reporting requirements of the Associations Incorporation Act 1987. The committee has determined that the association is not a reporting entity.

In the opinion of the Committee of Management, the Association is not a reporting entity since there are unlikely to exist users of the financial report who are not able to command the preparation of reports tailored so as to satisfy specifically all of their information needs. These special purpose financial statements have been prepared to meet the reporting requirements of the Act.

The financial statements have been prepared in accordance with the recognition and measurement requirements of the Australian Accounting Standards and Accounting Interpretations, and the disclosure requirements of AASB 101 Presentation of Financial Statements, AASB 107 Statement of Cash Flows, AASB 108 Accounting Policies, Changes in Accounting Estimates and Errors and AASB 1054 Australian Additional Disclosures.

The financial statements have been prepared on an accruals basis and are based on historical costs modified, where applicable, by the measurement at fair value of selected non-current assets, financial assets and financial liabilities.

Significant accounting policies adopted in the preparation of these financial statements are presented below and are consistent with prior reporting periods unless otherwise stated.

The following significant accounting policies, which are consistent with the previous period unless stated otherwise, have been adopted in the preparation of this financial report.

2 Summary of Significant Accounting Policies

Property, Plant and Equipment

Classes of property, plant and equipment are measured using the cost model.

Asset are carried at cost less any accumulated depreciation and any impairment losses. Costs include purchase price, other directly attributable costs and the initial estimate of the costs of dismantling and restoring the asset, where applicable.

BASEBALL WA LIMITED
A.B.N. 21 522 890 770

NOTES TO THE FINANCIAL STATEMENTS
FOR THE YEAR ENDED 30 JUNE 2018

Plant and equipment

Plant and equipment are measured using the cost model.

Depreciation

Plant and equipment is depreciated on a straight line basis over the assets useful life to the Association, commencing when the asset is ready for use.

Financial Instruments

Financial instruments are recognised initially using trade date accounting, i.e. on the date that association becomes party to the contractual provisions of the instrument.

On initial recognition, all financial instruments are measured at fair value plus transaction costs (except for instruments measured at fair value through profit or loss where transaction costs are expensed as incurred).

BASEBALL WA LIMITED
A.B.N. 21 522 890 770

NOTES TO THE FINANCIAL STATEMENTS
FOR THE YEAR ENDED 30 JUNE 2018

Loans and receivables

Loans and receivables are non-derivative financial assets with fixed or determinable payments that are not quoted in an active market. They arise principally through the provision of goods and services to customers but also incorporate other types of contractual monetary assets.

After initial recognition these are measured at amortised cost using the effective interest method, less provision for impairment. Any change in their value is recognised in profit or loss.

The association's trade and most other receivables fall into this category of financial instruments.

Discounting is omitted where the effect of discounting is considered immaterial.

Significant receivables are considered for impairment on an individual asset basis when they are past due at the reporting date or when objective evidence is received that a specific counterparty will default.

The amount of the impairment is the difference between the net carrying amount and the present value of the future expected cash flows associated with the impaired receivable.

For trade receivables, impairment provisions are recorded in a separate allowance account with the loss being recognised in profit or loss. When confirmation has been received that the amount is not collectable, the gross carrying value of the asset is written off against the associated impairment provision.

Subsequent recoveries of amounts previously written off are credited against other expenses in profit or loss.

In some circumstances, the association renegotiates repayment terms with customers which may lead to changes in the timing of the payments, the association does not necessarily consider the balance to be impaired, however assessment is made on a case-by-case basis.

Available-for-sale financial assets

Available-for-sale financial assets are non-derivative financial assets that do not qualify for inclusion in any of the other categories of financial assets. The association's available-for-sale financial assets comprise listed securities.

Purchases and sales of available-for-sale investments are recognised on settlement date.

Available-for-sale financial assets are measured at fair value, with subsequent changes in value recognised in other comprehensive income.

Gains and losses arising from financial instruments classified as available-for-sale are only recognised in profit or loss when they are sold or when the investment is impaired.

In the case of impairment or sale, any gain or loss previously recognised in equity is transferred to the profit or loss.

BASEBALL WA LIMITED
A.B.N. 21 522 890 770

NOTES TO THE FINANCIAL STATEMENTS
FOR THE YEAR ENDED 30 JUNE 2018

Losses recognised in prior period income statements resulting from the impairment of debt securities are reversed through the income statements, if the subsequent increase can be objectively related to an event occurring after the impairment loss was recognised in profit or loss.

Available-for-sale financial assets

A significant or prolonged decline in value of an available-for-sale asset below its cost is objective evidence of impairment, in this case, the cumulative loss that has been recognised in other comprehensive income is reclassified from equity to profit or loss as a reclassification adjustment. Any subsequent increase in the value of the asset is taken directly to other comprehensive income.

Impairment of Non-Financial Assets

At the end of each reporting period the association determines whether there is an evidence of an impairment indicator for non-financial assets.

Where this indicator exists and regardless for goodwill, indefinite life intangible assets and intangible assets not yet available for use, the recoverable amount of the asset is estimated.

Where assets do not operate independently of other assets, the recoverable amount of the relevant cash-generating unit (CGU) is estimated.

The recoverable amount of an asset or CGU is the higher of the fair value less costs of disposal and the value in use. Value in use is the present value of the future cash flows expected to be derived from an asset or cash-generating unit.

Where the recoverable amount is less than the carrying amount, an impairment loss is recognised in profit or loss.

Reversal indicators are considered in subsequent periods for all assets which have suffered an impairment loss , except for goodwill.

Accounts Receivable and Other Receivables

Accounts receivable are recognised initially at the transaction price (i.e. cost) and are subsequently measured at cost less provision for impairment. Receivables expected to be collected within 12 months of the end of the reporting period are classified as current assets. All other receivables are classified as non-current assets.

At the end of each reporting period, the carrying amount of accounts receivable and other receivables are reviewed to determine whether there is any objective evidence that the amounts are not recoverable. If so, an impairment loss is recognised immediately in income and expenditure statement.

BASEBALL WA LIMITED
A.B.N. 21 522 890 770

NOTES TO THE FINANCIAL STATEMENTS
FOR THE YEAR ENDED 30 JUNE 2018

Employee Benefits

Provision is made for the association's liability for employee benefits arising from services rendered by employees to the end of the reporting period. Employee benefits that are expected to be wholly settled within one year have been measured at the amounts expected to be paid when the liability is settled.

Employee benefits expected to be settled more than one year after the end of the reporting period have been measured at the present value of the estimated future cash outflows to be made for those benefits. In determining the liability, consideration is given to employee wage increases and the probability that the employee may satisfy vesting requirements. Cashflows are discounted using market yields on high quality corporate bond rates incorporating bonds rated AAA or AA by credit agencies, with terms to maturity that match the expected timing of cash flows. Changes in the measurement of the liability are recognised in profit or loss.

Provisions

Provisions are recognised when the association has a legal or constructive obligation, as a result of past events, for which it is probable that an outflow of economic benefits will result and that outflow can be reliably measured.

Cash and Cash Equivalents

Cash and cash equivalents comprise cash on hand, demand deposits and short term investments which are readily convertible to known amounts of cash and which are subject to an insignificant risk of change in value.

BASEBALL WA LIMITED
A.B.N. 21 522 890 770

NOTES TO THE FINANCIAL STATEMENTS
FOR THE YEAR ENDED 30 JUNE 2018

Revenue and Other Income

Revenue is recognised when the amount of the revenue can be measured reliably, it is probable that economic benefits associated with the transaction will flow to the association and specific criteria relating to the type of revenue as noted below, has been satisfied.

All revenue is stated net of the amount of goods and services tax (GST).

Revenue is measured at the fair value of the consideration received or receivable and is presented net of returns, discounts and rebates.

Rental income

Investment property revenue is recognised on a straight-line basis over the period of the lease term so as to reflect a constant periodic rate of return on the net investment.

Interest revenue

Interest revenue is recognised using the effective interest rate method.

Grant Revenue

A number of programs are supported by grants received from the federal, state and local governments.

Grant revenue that is not subject to conditions is recognised when control of the funds is obtained, economic benefits are probable and the amount can be reliably measured. If conditions are attached to a grant which must be satisfied before the Company is eligible to receive the contribution, recognition of the grant as revenue is deferred until those conditions are satisfied.

Dividend revenue

Dividends are recognised when the right to receive payment is established.

Rendering of services

Revenue in relation to rendering of services is recognised depending on whether the outcome of the services can be estimated reliably. If the outcome can be estimated reliably then the stage of completion of the services is used to determine the appropriate level of revenue to be recognised in the period. If the outcome cannot be reliably estimated then revenue is recognised to the extent of expenses recognised that are recoverable.

If the outcome cannot be reliably estimated then revenue is recognised to the extent of expenses recognised that are recoverable.

Revenue from training services is generally recognised once the training has been delivered.

BASEBALL WA LIMITED
A.B.N. 21 522 890 770

NOTES TO THE FINANCIAL STATEMENTS
FOR THE YEAR ENDED 30 JUNE 2018

Accounts Payable and Other Payables

Accounts payable and other payables represent the liabilities at the end of the reporting period for goods and services received by the association that remain unpaid.

Accounts payable are recognised at their transaction price. Accounts payable are obligations on the basis of normal credit terms.

Goods and Services Tax (GST)

Revenues, expenses and assets are recognised net of the amount of goods and services tax (GST), except where the amount of GST incurred is not recoverable from the Australian Taxation Office (ATO).

Receivables and payables are stated inclusive of GST. The net amount of GST recoverable from, or payable to, the ATO is included as part of receivables or payables in the balance sheet.

Comparative Amounts

Comparatives are consistent with prior years, unless otherwise stated.

Where a change in comparatives has also affected the opening retained earnings previously presented in a comparative period, an opening statement of financial position at the earliest date of the comparative period has been presented.

Contingencies

Contingent liabilities and assets are not recognised in the balance sheet but are reported in the relevant schedules and notes. They may arise from uncertainty as to the existence of a liability or asset or represent an asset or liability in respect of which the amount cannot be reliably measured. Contingent assets are disclosed when settlement is probable but not virtually certain, and contingent liabilities are disclosed when settlement is greater than remote.

BASEBALL WA LIMITED
A.B.N. 21 522 890 770

NOTES TO THE FINANCIAL STATEMENTS
FOR THE YEAR ENDED 30 JUNE 2018

	2018	2017
	\$	\$
<hr/>		
3 Profit for the year		
Profit before income tax from continuing operations includes the following specific expenses:		
Expenses		
Depreciation of property, plant and equipment	146,819	94,152
4 Cash and Cash Equivalents		
Reconciliation of cash		
Cash and Cash equivalents reported in the cash flow statement are reconciled to the equivalent items in the balance sheet as follows:		
Term Deposit - ANZ	8,500	8,500
Cash at Bank - ANZ Bank	434	1,004
Cash and Bank - Bendigo	91,621	49,867
Cash at Bank - State Team Account	2,150	6,949
Cash at Bank - Bendigo Development	-	39,801
Perth Heat 0070	10,168	1,497
Cash at Bank - Bendigo Business #62265	153,259	-
	<u>266,132</u>	<u>107,618</u>

BASEBALL WA LIMITED
A.B.N. 21 522 890 770

NOTES TO THE FINANCIAL STATEMENTS
FOR THE YEAR ENDED 30 JUNE 2018

	2018	2017
	\$	\$
<hr/>		
5 Trade and Other Receivables		
Current		
Sundry Debtors	50	50
Trade Debtors	82,539	99,397
Less: Provision for Doubtful Debts	<u>(5,583)</u>	<u>(5,583)</u>
	76,956	93,864
GST Payable	-	30,793
Funding Receivable	<u>8,500</u>	<u>8,000</u>
	<u>85,506</u>	<u>132,657</u>
6 Other Non-Financial Assets		
Current		
Deposit - Keys	232	232
Loan - Willetton Baseball	<u>10,000</u>	<u>-</u>
	<u>10,232</u>	<u>232</u>
7 Accounts Payable and Other Payables		
Current		
Trade Creditors	123,812	136,384
Credit Cards Payable	(500)	1,304
Superannuation Payable	-	5,279
GST Payable	8,640	-
GST Collected	<u>-</u>	<u>1,000</u>
	<u>131,952</u>	<u>143,967</u>

BASEBALL WA LIMITED
A.B.N. 21 522 890 770

NOTES TO THE FINANCIAL STATEMENTS
FOR THE YEAR ENDED 30 JUNE 2018

	2018	2017
	\$	\$
8 Property, Plant and Equipment		
Office Equipment:		
At cost	49,706	49,706
Accumulated depreciation	<u>(45,267)</u>	<u>(43,784)</u>
	<u>4,439</u>	<u>5,922</u>
Leasehold Improvements:		
At cost	4,996,511	4,642,947
Accumulated depreciation	<u>(1,617,371)</u>	<u>(1,472,034)</u>
	3,379,141	3,170,913
Baseball Park Upgrade	216,837	
Total Plant and Equipment	3,600,416	3,176,835
9 Provisions		
Current		
Provision for Holiday Pay and LSL	<u>41,501</u>	<u>47,572</u>
10 Other Liabilities		
Current		
Unexpended Grants	124,736	35,933
Unexpended Grants Federal	<u>-</u>	<u>(2,272)</u>
	<u>124,736</u>	<u>33,661</u>
11 Borrowings		
Non-Current		
Loans - Baseball Australia	<u>50,000</u>	<u>-</u>
Total borrowings	<u>50,000</u>	<u>-</u>

BASEBALL WA LIMITED
A.B.N. 21 522 890 770

NOTES TO THE FINANCIAL STATEMENTS
FOR THE YEAR ENDED 30 JUNE 2018

	2018	2017
	\$	\$
12 Retained Earnings		
Retained earnings at the beginning of the financial year	3,192,142	1,606,857
Net profit attributable to the association	421,956	1,585,285
Retained earnings at the end of the financial year	3,614,098	3,192,142
13 Cash Flow Information		
Reconciliation of Cash Flow from Operations with Profit after Income Tax		
Profit after income tax	4,195 *	1,585,285
Non-cash flows in profit		
Depreciation	(6,071)	11,411
	14,819	82,741
Changes in assets and liabilities, net of the effects of purchase and disposal of subsidiaries		
(Increase)/decrease in other assets	(10,000)	-
(Increase)/decrease in trade and other receivables	47,151	100,833
Increase/(decrease) in trade and other payables	(12,015)	68,960
Increase/(decrease) in provisions	(6,071)	11,411
Increase/(decrease) in other liabilities	10,714.7	(1,706,630)
	688,916	154,011

BASEBALL WA LIMITED
A.B.N. 21 522 890 770

NOTES TO THE FINANCIAL STATEMENTS
FOR THE YEAR ENDED 30 JUNE 2018

	2018	2017
	\$	\$
14 Revenue and Other Income		
Grants and Funding		
- Development Grant	575,264	1,653,067
- Other Grants	276,793	288,250
Other Income	1,310,855	1,129,949
TOTAL REVENUE	2,162,912	3,071,266

BASEBALL WA LIMITED
A.B.N. 21 522 890 770

NOTES TO THE FINANCIAL STATEMENTS
FOR THE YEAR ENDED 30 JUNE 2018

	2018	2017
	\$	\$
15 Contingencies		
Contingent Assets		

The Federal Government has announced it will commit \$6 million towards Stage 2 of the redevelopment of Baseball Park WA. The upgrade will include new seating with increased capacity, international standard lighting, grassed seating terraces, new spectator amenities and improved premium seating.

As at 30 June 2018, \$700,000 has been received.

BASEBALL WA LIMITED
A.B.N. 21 522 890 770

DIRECTORS' DECLARATION


The directors have determined that the company is not a reporting entity and that this special purpose financial report should be prepared in accordance with the accounting policies described in Note 2 to the financial statements.

The directors of the company declare that:

- 1 " The financial statements and notes, as set out on pages ' to & & presents a true and fair view of the Company's financial position as at 30 June 2018 and its performance for the year ended on that date in accordance with the accounting policies described in Note 2 to the financial statements; and
- & " In the directors' opinion there are reasonable grounds to believe that the company will be able to pay its debts as and when they become due and payable.

Director: 

Mr Shane Tonkin

Director: 

Mr Lachlan Dale

Dated this 19 day of September 2018



David Craig
Chartered Accountant

PO Box 424 Subiaco Western Australia 6904
Suite 7 First Floor
16 Nicholson Road Subiaco
Western Australia 6008
Telephone (08) 9382 2999
Facsimile (08) 9388 6433
Email admin@davidcraig.com.au
ABN 75 099 478 044

**INDEPENDENT AUDITOR'S REPORT
TO THE MEMBERS OF BASEBALL WA LIMITED
A.B.N. 21 522 890 770**

Report on the Financial Report

I have audited the accompanying financial report, being a special purpose financial report, of Baseball WA Limited (the association), which comprises the balance sheet as at 30 June 2018, profit and loss statement, statement of changes in equity and cash flow statement for the year then ended, notes comprising a summary of significant accounting policies and other explanatory information, and the statement by members of the committee.

Committee's Responsibility for the Financial Report

The committee of the association is responsible for the preparation of the financial report that gives a true and fair view in accordance with Australian Accounting Standards (including the Australian Accounting Interpretations) and the Associations Incorporation Act 1987 and for such internal control as the committee determines is necessary to enable the preparation of the financial report that gives a true and fair view and is free from material misstatement, whether due to fraud or error.

Auditor's Responsibility

My responsibility is to express an opinion on the financial report based on my audit. I conducted my audit in accordance with Australian Auditing Standards. Those standards require that I comply with relevant ethical requirements relating to audit engagements and plan and perform the audit to obtain reasonable assurance about whether the financial report is free from material misstatement.

An audit involves performing procedures to obtain audit evidence about the amounts and disclosures in the financial report. The procedures selected depend on the auditor's judgment, including the assessment of the risks of material misstatement of the financial report, whether due to fraud or error. In making those risk assessments, the auditor considers internal control relevant to the entity's preparation of the financial report that gives a true and fair view in order to design audit procedures that are appropriate in the circumstances, but not for the purpose of expressing an opinion on the effectiveness of the entity's internal control. An audit also includes evaluating the appropriateness of accounting policies used and the reasonableness of accounting estimates made by the committee, as well as evaluating the overall presentation of the financial report.

I believe that the audit evidence I have obtained is sufficient and appropriate to provide a basis for my audit opinion.

Auditor's Opinion

In my opinion:

The financial report of Baseball WA Limited is in accordance with the Associations Incorporation Act 1987 including:

- (i) giving a true and fair view of the Association's financial position as at 30 June 2018 and of their performance and cash flows for the year ended on that date; and
- (ii) complying with the Australian Accounting Standards.

The financial report also complies with International Financial Reporting Standards as disclosed in Note 1.

Name of Firm: David Craig
Chartered Accountant

Name of Principal: David Craig
David Craig

Address: Suite 7, 16 Nicholson Road, Subiaco WA

Dated this 20 day of September 2018